

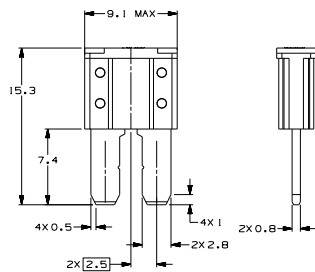
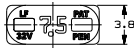
MICRO2™ Blade Fuses



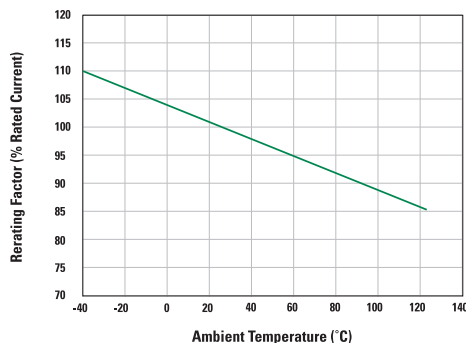
MICRO2™ Sn (Tin plated) Blade Fuses

Dimensions

Dimensions in mm



Temperature Derating Curve



MICRO2™ Blade Fuses Rated 32V

The MICRO2™ Fuse is the new standard for vehicle circuit protection. Its sub-miniature design meets the need for more circuits to be protected while utilizing less space and its ability to cope with high temperatures in adverse environments makes the MICRO2™ Fuse of recommended choice for protection.

Black amperage stamps are used on the 20A & 25A / light colored housings to improve contrast for vision system inspection.

Specifications

	MICRO2 (Silver Plated)	MICRO2 Sn (Tin Plated)
Voltage Rating:	32 VDC	32 VDC
Interrupting Ratings:	1000A @ 32 VDC	1000A @ 32 VDC
*Component Level Temperature Range:	-40°C to +125°C	-40°C to +105°C
**System Level Temperature Range:	-40°C to +105°C	-40°C to +85°C
<i>105°C and 85°C are typical system level temperature requirements.</i>		
Terminals:	Ag plated zinc alloy	Sn plated zinc alloy
Housing Material:	PA66	PA66
Conforms to:	SAE 2741 and ISO 8820-3 in reference to electrical, mechanical and environmental performance requirements	

RoHS

Ordering Information

Part Number	Package Size
MICRO2 (Silver Plated)	
0327xxx.YX2S	4000
0327xxx.UXS	500
0327xxx.LXS	50
MICRO2 Sn (Tin Plated)	
0327xxx.YX2T	4000

Time-Current Characteristics

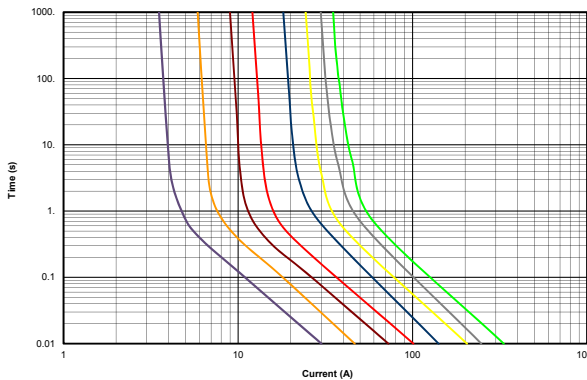
% of Rating	Opening Time Min / Max
110	100 h / -
135	0.75 sec / 120 sec
160	0.30 sec / 50 sec
200	0.15 sec / 5 sec
350	0.04 sec / 0.50 sec
600	0.02 sec / 0.100 sec

Ratings

Part Number	Current Rating (A)	Housing Material Color	Typ. Voltage Drop (mV)	Cold Resistance (mΩ)	I²t (A²s)
0327003_	3 (*)	Purple	113	31.7	9
0327005_	5	Brown	116	17.4	17
032707.5_	7.5	Dark Brown	106	10.8	47
0327010_	10	Red	102	7.7	89
0327015_	15	Blue	94	4.9	189
0327020_	20	Yellow	91	3.5	397
0327025_	25	White	90	2.6	585
0327030_	30	Green	88	2.1	1028

* 3 A rating is available only as Ag Plated version

Time-Current Characteristic Curves



Component Level Temperature** = the maximum ambient temperature that a single fuse will survive. This does not factor-in the heat from a populated fuse box, but does include the heat from the current load with the proper derating. *System Level Temperature** represents the ambient temperature of the fuse box at a location within the vehicle. The temperature within a populated fuse box (in a given location) will be higher. The limiting factor is the plating. Sn-plating's temperature limit is ≈130°C, and Ag-plating allows up to 150°C at the terminal interface.

REV11212019

Littelfuse products are not designed for, and shall not be used for, any purpose (including, without limitation, automotive, military, aerospace, medical, life-saving, life-sustaining or nuclear facility applications, devices intended for surgical implant into the body, or any other application in which the failure or lack of desired operation of the product may result in personal injury, death, or property damage) other than those expressly set forth in applicable Littelfuse product documentation. Warranties granted by Littelfuse shall be deemed void for products used for any purpose not expressly set forth in applicable Littelfuse documentation. Littelfuse shall not be liable for any claims or damages arising out of products used in applications not expressly intended by Littelfuse as set forth in applicable Littelfuse documentation. The sale and use of Littelfuse products is subject to Littelfuse Terms and Conditions of Sale, unless otherwise agreed by Littelfuse.