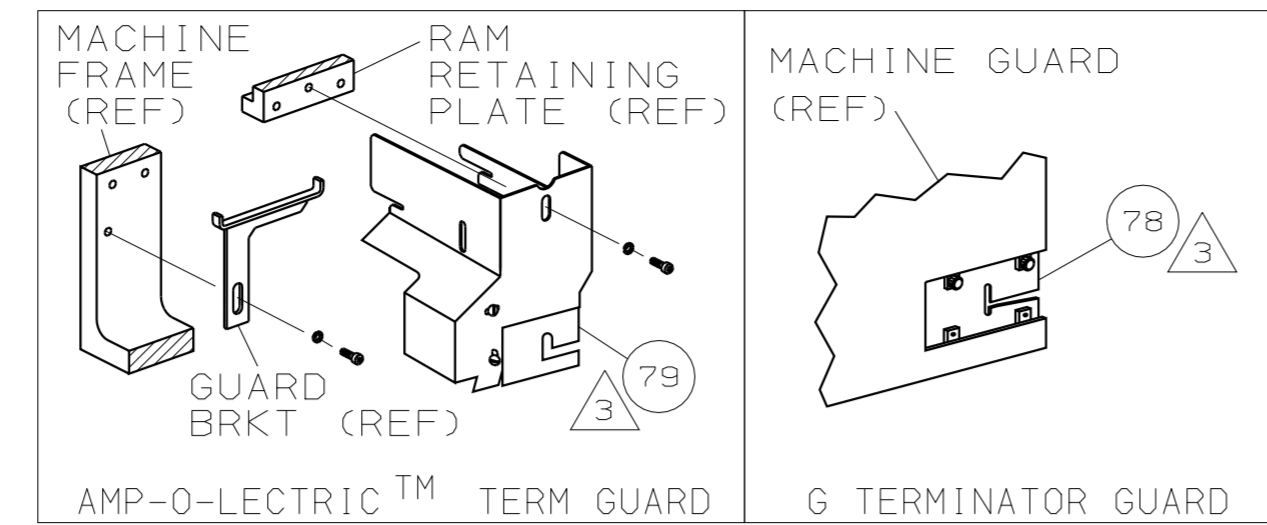
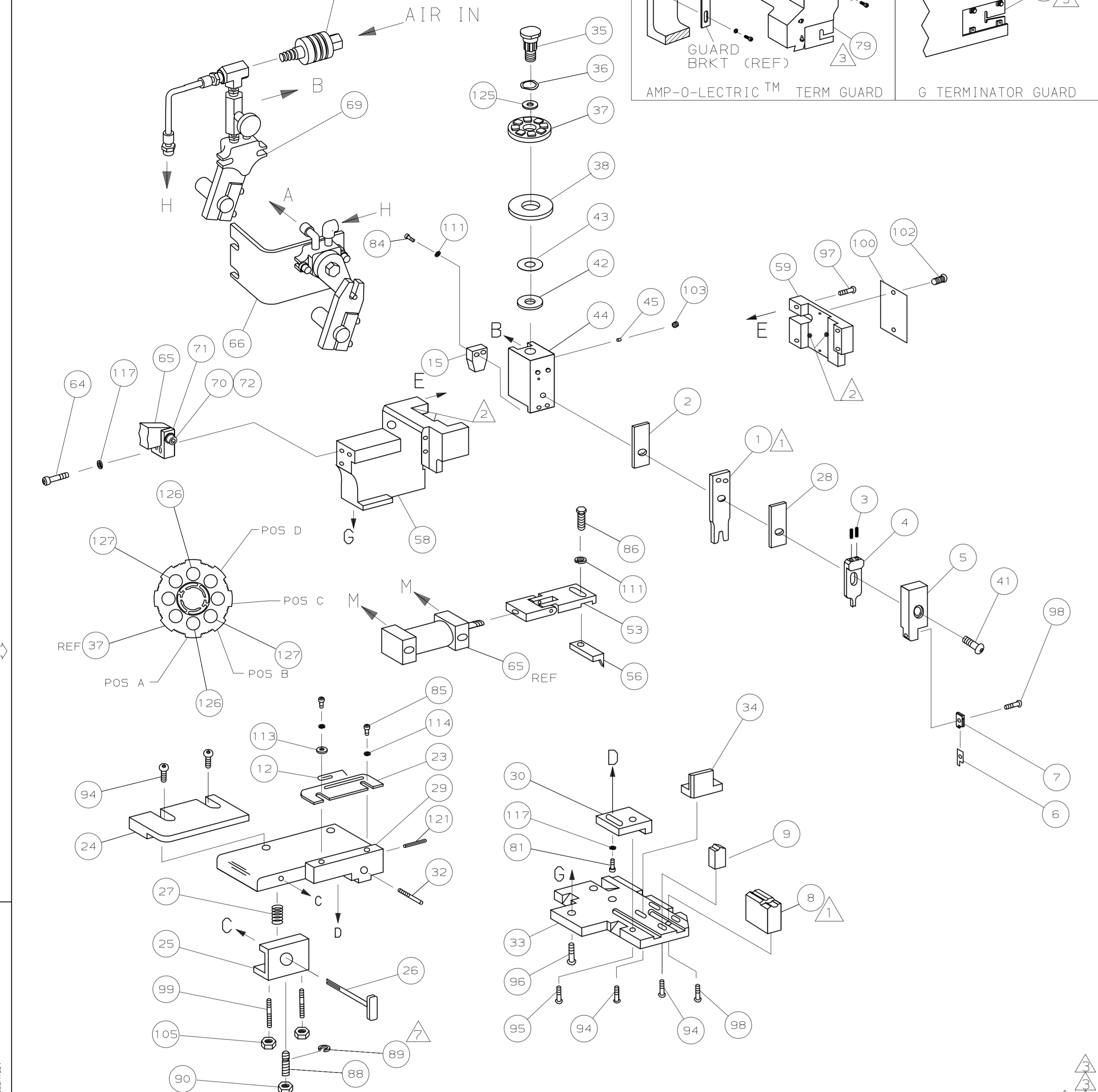


PART NUMBER	REV	FIRST USED
1852150-1	A	122500-1
1852150-2	A	565435-5
1852150-3	A	354500-1

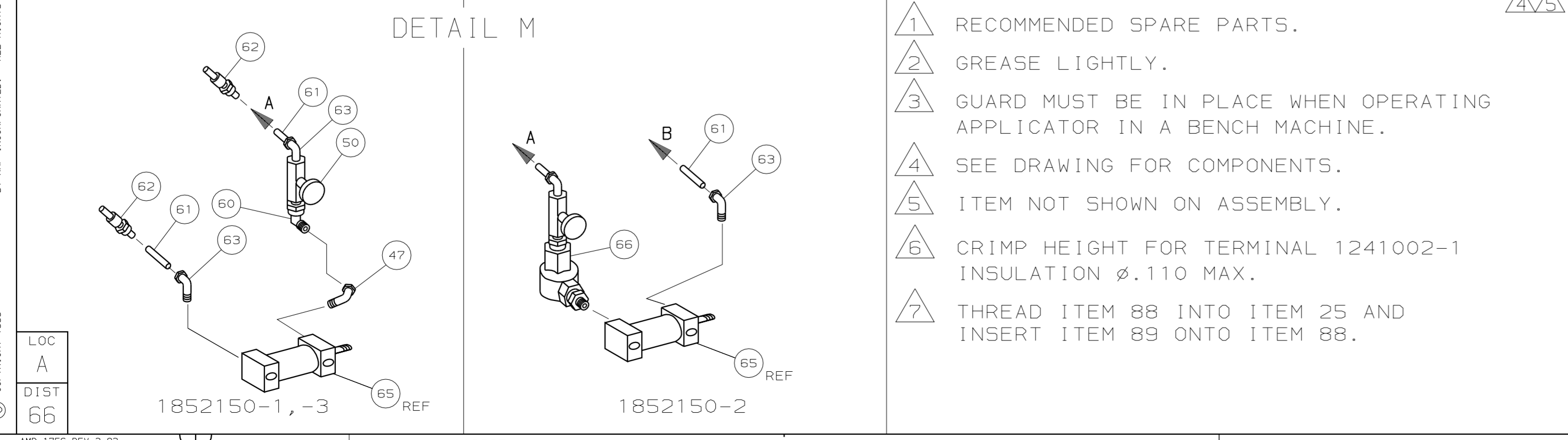


TERMINAL NAME: TUBULAR END-SLEEVE W/PLASTIC SLEEVE			
CRIMPING DATA			
PAD LTR	CRIMP HEIGHT	WIRE SIZE	
A	.038 ±.002 [0.97 ±0.05mm]	1.0mm ²	
B	.035 ±.002 [0.89 ±0.05mm]	18	
C	NOT	USED	
D	NOT	USED	
CRIMP	SIZE	TYPE	RANGE
WIRE	.070 [1.78mm]	F	18 OR 1.0mm ²
INSUL	-	-	φ.090 MAX
WIRE STRIP LENGTH	TERM APPL SPEC	FEED	APPL INSTRUCTION
5mm	NONE	4.2mm	408-8040
SET UP GAGE	LAYOUT		
458637-1	L2651		

QTY	REV	LEADMAKER	AIR FEED	DESCRIPTION	ITEM NO
-1		BENCH MODEL K	AIR FEED		
-2		BENCH MODEL G	AIR FEED		
-3					
1	1	1	A	21024-8	WASHER, LOCK (3/8)
-	1	-	C	455350-1	AIR BLAST ASSY
-	1	-	A	24042-2	VALVE, SHUT OFF
-	1	-	C	692655-1	AIR FEED VALVE ASSY
1	1	1	C	461065-4	AIR FEED ASSY (1 INCH)
2	2	2	A	3-21000-9	SCR, SHC (10-32x1.00) AIR ASSY
2	-	2	A	980285-2	ELBOW, 1/8 NPT - 1/4 T
2	-	2	A	23238-1	QUICK DISCONNECT
42.00	21.00	42.00	IN	A	27319-4
1	1	1	A	22306-3	ELBOW, SWIVEL 1/8 NPT - 1/4 T
1	1	1	C	454220-1	CAP, RAM
1	1	1	D	454485-1	HOUSING
1	1	1	B	690542-2	PAWL, FEED
1	1	1	B	461062-1	FEED FINGER ASSY
1	REF	1	A	23054-1	VALVE, FLOW CONTROL
1	REF	1	A	22304-1	NIPPLE, HEX 1/8 NPT
1	1	1	A	690191-1	PLUG, NYLON
1	1	1	C	455673-2	RAM
1	1	1	A	690125-1	WASHER, LAMINATED
1	1	1	A	690124-1	WASHER, RAM
1	1	1	A	7-21002-9	BOLT, CRIMPER (5/16x1.00)
1	1	1	A	690223-2	SPACER, INSULATION DISC
1	1	1	D	354777-1	WIRE DISC
1	1	1	A	22480-5	WASHER, SPRING
1	1	1	B	690212-1	POST, RAM
1	1	1	B	2-690786-5	SUPPORT, TERMINAL
1	1	1	D	1-455675-0	PLATE, BASE
1	1	1	A	690432-3	SCREW, ADJUSTMENT
1	1	1	B	455689-1	BLOCK, STRIP GUIDE ADJ
1	1	1	C	356724-1	PLATE, STRIP GUIDE
1	1	1	C	1-455888-8	SPACER, CRIMPER
1	1	1	A	22282-1	SPRING, DRAG
1	1	1	B	454175-2	LEVER, DRAG RELEASE
1	1	1	B	662151-1	DRAG
1	1	1	D	2-690440-7	GUIDE, STRIP (REAR)
1	1	1	A	1-690487-3	GUIDE, STRIP (FRONT)
1	1	1	A	3-690518-2	DEPRESSOR, SHEAR (REAR)
1	1	1	A	356753-1	SPRING, ANTI BACK-UP
1	1	1	C	662150-2	RAMP
1	1	1	C	1633019-1	ANVIL
1	1	1	A3	662508-1	HOLDER, BLADE
1	1	1	C	662115-1	BLADE, SHEAR
1	1	1	C	662113-2	CAP, DEPRESSOR
1	1	1	C	662114-2	DEPRESSOR, TERMINAL
2	2	2	C	22278-7	SPRING
1	1	1	C	1-455888-4	SPACER, CRIMPER
1	1	1	C	1-462808-4	CRIMPER, WIRE



QTY	REV	LEADMAKER	AIR FEED	DESCRIPTION	ITEM NO
2	2	2	C	1-354779-6	PIN, WIRE DISC (.3070)B
2	2	2	C	1-354779-2	PIN, WIRE DISC (.3050)A
1	1	1	A	986950-1	WASHER, FLAT PRECISION
1	1	1	A	217238-1	GENERAL INSTRUCTION PACKAGE
1	1	1	-	4088040	SF APPL INST 408-8040
1	1	1	A	4-21028-0	PIN, SLT SPR (φ.093x.75) ST GDE PL
3	3	3	A	21024-5	WASHER, LOCK (#10) ADJ BLOCK
2	2	2	A	21024-2	WASHER, LOCK (#4) FRONT STP GUIDE
1	1	1	A	21055-4	WASHER, FLAT (#4) FRONT STP GUIDE
3	3	3	A	21024-4	WASHER, LOCK (#8)
2	2	2	A	21021-4	NUT, SELF LOCK (10-32) DRAG
1	1	1	A	21009-2	SCR, SKT SET (1/4-20x.25 LW) RAM
2	2	2	A	21017-2	SCR, DRIVE (#2x.19) ID PLATE
1	1	1	B	461264-1	PLATE, IDENTIFICATION
2	2	2	A	5-21006-9	STUD (10-32x1.25) DRAG
2	2	2	A	22733-8	SCR, BHC (8-32x.38 LW) ANVIL
4	4	4	A	2-21002-9	SCR, BHC (10-32x.75) CAP
3	3	3	A	2-22733-8	SCR, BHC (1/4-20x.62) H5G
1	1	1	A	2-21002-7	SCR, BHC (10-32x.50) SG ADJ BLK
6	6	6	A	2-21002-2	SCR, BHC (8-32x.50) TERM H DWN
1	1	1	A	22202-1	NUT, JAM, 1/4-20
1	1	1	A	1-21986-3	CLIP, E-RING
1	1	1	A	1490895-1	SCR, SKT SET (1/4-20x.75) MOD
1	1	1	A	2-22603-1	SCR, HEX HD (8-32x.38) FEED FINGER
2	2	2	A	1-21000-4	SCR, SHC (4-40x.38) F ST GUIDE
2	2	2	A	2-21000-6	SCR, SHC (8-32x.38) HOLD DOWN
1	1	1	A	3-21000-4	SCR, SHC (10-32x.38) SG ADJ BL
-	1	-	B	462992-7	GUARD ASSY
REF	-	-	B	679532-1	INSERT, GUARD
-	-	1	A2	662516-4	WIRE FUNNEL ASSEMBLY



- 1 RECOMMENDED SPARE PARTS.
- 2 GREASE LIGHTLY.
- 3 GUARD MUST BE IN PLACE WHEN OPERATING APPLICATOR IN A BENCH MACHINE.
- 4 SEE DRAWING FOR COMPONENTS.
- 5 ITEM NOT SHOWN ON ASSEMBLY.
- 6 CRIMP HEIGHT FOR TERMINAL 1241002-1 INSULATION φ.110 MAX.
- 7 THREAD ITEM 88 INTO ITEM 25 AND INSERT ITEM 89 ONTO ITEM 88.

LOC	DIST	REV	DATE	TIME	USER	DESCRIPTION
A	66		09-JAN-06	14:28:11	us012285	

QTY	REV	LEADMAKER	AIR FEED	DESCRIPTION	ITEM NO
-3	-2	-1	U/M	DWG SIZE	PART NO
PARTS LIST					
DIMENSIONS IN INCHES. DO NOT SCALE PRINT.					
TOLERANCES UNLESS OTHERWISE SPECIFIED:					
2 PLC DEC ±.25					
3 PLC DEC ±.					
4 PLC DEC ±.					
ANGLES ±.					
SURF TEXTURE: ✓					
REMOVE BURRS, BREAK SHARP EDGES R.015 MAX					
SCALE: D DWG NO: 1852150					
SHEET 1 OF 1					

QTY	REV	LEADMAKER	AIR FEED	DESCRIPTION	ITEM NO
-3	-2	-1	U/M	DWG SIZE	PART NO
PARTS LIST					
DIMENSIONS IN INCHES. DO NOT SCALE PRINT.					
TOLERANCES UNLESS OTHERWISE SPECIFIED:					
2 PLC DEC ±.25					
3 PLC DEC ±.					
4 PLC DEC ±.					
ANGLES ±.					
SURF TEXTURE: ✓					
REMOVE BURRS, BREAK SHARP EDGES R.015 MAX					
SCALE: D DWG NO: 1852150					
SHEET 1 OF 1					

THIS DRAWING IS A CONTROLLED DOCUMENT.

THIS DRAWING IS UNCLASSIFIED FOR PUBLICATION BY AMP INCORPORATED. ALL RIGHTS RESERVED. © COPYRIGHT 1999

1852150

Mouser Electronics

Authorized Distributor

Click to View Pricing, Inventory, Delivery & Lifecycle Information:

[TE Connectivity:](#)

[1852150-3](#)