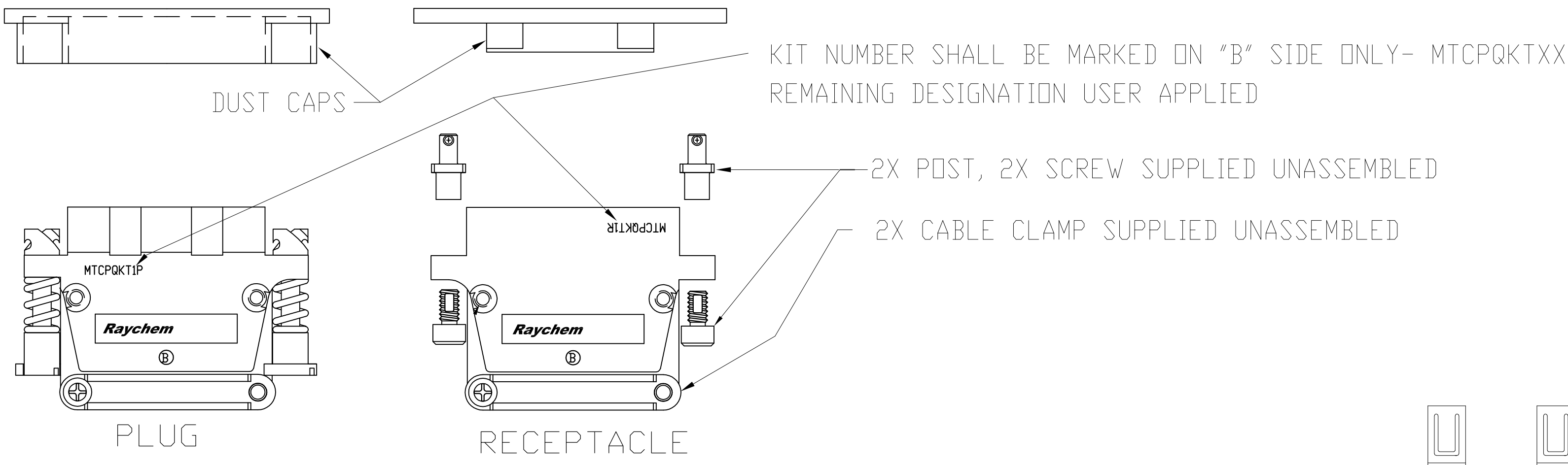


PART NO. VARIABLES:

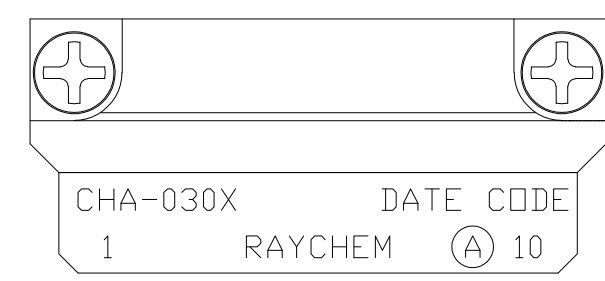
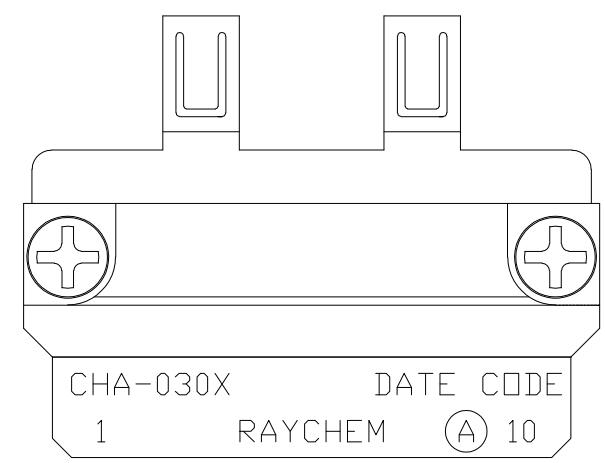
MTCPQKTXXXXXXXX

- KEYING CODE AA THRU DD (SEE TABLE I)
- G = SHIELD GROUND BUS BAR & GROUND BLOCK INSTALLED (SEE TABLE II FOR THE RECOMMENDED GROUND BLOCK PART NUMBERS)
- F = NO SHIELD GROUND BUS BAR OR GROUND BLOCK
- P = PIN INSERT (SEE TABLE III FOR THE RECOMMENDED PIN CONTACT PART NUMBERS)
- S = SOCKET INSERT (SEE TABLE III FOR THE RECOMMENDED SOCKET CONTACT PART NUMBERS)
- N = NO CONTACTS
- 0 = NO INSERTS
- 2 = 1" CONNECTOR, INSERT SIZE 22 (SEE TABLE IV)
- 6 = 1" CONNECTOR, INSERT SIZE 16 (SEE TABLE IV)
- 22 = 2" CONNECTOR, INSERTS SIZE 22 PRIMARY & SECONDARY (SEE TABLE IV)
- 26 = 2" CONNECTOR, INSERTS SIZE 22 PRIMARY & SIZE 16 SECONDARY (SEE TABLE IV)
- 62 = 2" CONNECTOR, INSERTS SIZE 16 PRIMARY & SIZE 22 SECONDARY (SEE TABLE IV)
- 66 = 2" CONNECTOR, INSERTS SIZE 16 PRIMARY & SECONDARY (SEE TABLE IV)
- P = PLUG
- R = RECEPTACLE
- F = FLENGED RECEPTACLE
- 1 = 1" INCH CONNECTOR
- 2 = 2" INCH CONNECTOR
- KIT
- MTC CONNECTOR, POWER BLOCK, QUICK DISCONNECT



PERFORMANCE

MTCPQ MEETS RAYCHEM SPECIFICATION C-6114.  
DESIGNED TO MEET ARINC-600 ENVIRONMENTAL REQUIREMENTS.



GROUNDING BLOCK  
(I-INCH SHOWN)

REVISIONS					
P	LTR	DESCRIPTION	DATE	DWN	APVD
—	—	SEE SHEET 1	—	—	—

TABLE I: KEYING CODES



































POSITION OF PROJECTING TAB (TYP)		
	-A A-	
	-A B-	
	-A C-	
	-A D-	
	-B A-	
	-B B-	
	-B C-	
	-B D-	
	-C A-	
	-C B-	
	-C C-	
	-C D-	
	-D A-	
	-D B-	
	-D C-	
	-D D-	
	-X X-	
RECEPTACLE	CODE	PLUG

TABLE II: SHIELD GROUNDING

	1" ACCESSORY CONTACTS	2" ACCESSORY CONTACTS
PLUG	1X CHA-0307 OR 1X CHA-0303 10X M39029/58-360	1X CHA-0308 OR 1X CHA-0304 20X M39029/58-360
RECEPTACLE	1X CHA-0305 OR 1X CHA-0301 10X M39029/58-360	1X CHA-0306 OR 1X CHA-0302 20X M39029/58-360

CONTACTS SHOWN IN TABLE II AND III ARE NOT INCLUDED IN THE KIT. CUSTOMER HAS TO BUY THEM SEPARATELY.

TABLE III: MTCP CRIMP CONTACTS

	SIZE	RAYCHEM P/N	MILITARY P/N
PIN	16	CTA-0079	M39029/58-364
	22	CTA-0166	
SOCKET	16	CTA-0078	M39029/57-358
	22	CTA-0165	

GROUNDING BLOCKS ARE INSTALLED WITH A TIGHTENING TORQUE OF 8.0±0.4 INCH-POUNDS.

REVISIONS					
P	LTR	DESCRIPTION	DATE	DWN	APVD
—	—	SEE SHEET 1	—	—	—

TABLE IV: MTCP CRIMP INSERTS					
CODE	GENDER	CONN. SIZE	CONTACT SIZE	TYPE	PART NUMBER
2	PIN	1 INCH	22	--	MTCP-122-20PQ
	SOCKET	1 INCH	22	--	MTCP-122-20S
6	PIN	1 INCH	16	--	MTCP-116-05P1 (※)
	SOCKET	1 INCH	16	--	MTCP-116-05S1 (※)
22	PIN	2 INCH	22	PRIMARY	MTCP-122-20PQ1
	SOCKET	2 INCH	22	PRIMARY	MTCP-122-20S1
	PIN	2 INCH	22	SECONDARY	MTCP-122-20PQ2
	SOCKET	2 INCH	22	SECONDARY	MTCP-122-20S2
26	PIN	2 INCH	22	PRIMARY	MTCP-122-20PQ1
	SOCKET	2 INCH	22	PRIMARY	MTCP-122-20S1
	PIN	2 INCH	16	SECONDARY	MTCP-116-05P2
	SOCKET	2 INCH	16	SECONDARY	MTCP-116-05S2
62	PIN	2 INCH	16	PRIMARY	MTCP-116-05P1
	SOCKET	2 INCH	16	PRIMARY	MTCP-116-05S1
	PIN	2 INCH	22	SECONDARY	MTCP-122-20PQ2
	SOCKET	2 INCH	22	SECONDARY	MTCP-122-20S2
66	PIN	2 INCH	16	PRIMARY	MTCP-116-05P1
	SOCKET	2 INCH	16	PRIMARY	MTCP-116-05S1
	PIN	2 INCH	16	SECONDARY	MTCP-116-05P2
	SOCKET	2 INCH	16	SECONDARY	MTCP-116-05S2
(※) SIZE 16 INSERTS FOR THE 1" ( ONE INCH) SHELL ARE IDENTICAL TO THE PRIMARY INSERTS FOR THE 2" ( TWO INCH) SHELL. THIS APPLIES TO THE PLUG AND RECEPTACLE CONFIGURATION OF SIZE 16 INSERTS.					

TABLE V: MTCP CONNECTOR SHELLS		
SHELL	SIZE	PART NUMBER
PLUG	1"	MTC100Q-SH1-P22※
	2"	MTC100Q-SH2-P22※
RECEP.	1"	MTC100Q-SH1-R22※
	2"	MTC100Q-SH2-R22※
RECEP.	1"	MTC100Q-SH1-F22※
	2"	

※ "B" SIDE MARKING

MTCP CRIMP CONNECTOR TOOLS				
COMPONENT	SIZE	TOOL TYPE	TOOL P/N	MANUFACTURER
INSERTS	22	INS./EXTR. METAL	CTA-0161	RAYCHEM CORP.
	16	INS./EXTR. METAL	CTA-0161	RAYCHEM CORP.
CONTACTS	22	INS./EXTR. PLASTIC	CTA-1160	RAYCHEM CORP.
	22	EXTRACTION METAL	ATBD 2062	ASTRO TOOL CO.
	22	INSERTION METAL	ATBD 1062	ASTRO TOOL CO.
	16	INS./EXTR. PLASTIC	M81969/14-03	MIL. SPEC.
	16	EXTRACTION METAL	DRK83-16	DANIELS MFG. CO.
	16	INSERTION METAL	DAK83-16	DANIELS MFG. CO.
	22	CRIMP BASIC	M22520/2-01	MIL. SPEC.
	22	PIN POSITIONER	CE-1605900	RAYCHEM CORP.
			K817-11	DANIELS MFG. CO.
	22	SOCKET POSITIONER	CE-1606000	RAYCHEM CORP.
			K818-11	DANIELS MFG. CO.
	16	CRIMP BASIC	M22520/1-01	MIL. SPEC.
	16	PIN POSITIONER	M22520/1-04	MIL. SPEC.
	16	SOCKET POSITIONER	M22520/1-04	MIL. SPEC.
RECEPTACLE SHELL COUPLING ATTACHMENT SCREW = 7/64 ALLEN WRENCH				
PLUG SHELL COUPLING DRIVER = 7/64 ALLEN OR FLAT BLADE SCREWDRIVER				
STRAIN RELIEF CABLE CLAMPS = #1 PHILLIPS SCREWDRIVER				
GROUNDING BLOCK CONNECTOR				
CONTACTS	22D	INS./EXTR. PLASTIC	M81969/14-01	MIL. SPEC.
	22D	CRIMP BASIC	M22520/2-01	MIL. SPEC.
	22D	PIN POSITIONER	M22520/2-09	MIL. SPEC.
GROUNDING BLOCK ATTACHMENT SCREW = #1 PHILLIPS SCREWDRIVER				

TABLE VI: DUST CAPS		
USED WITH	SIZE	PART NUMBER
PLUG	1"	D-659-0060
	2"	D-659-0062
RECEP.	1"	CHA-1603
	2"	CHA-1604

# Mouser Electronics

Authorized Distributor

Click to View Pricing, Inventory, Delivery & Lifecycle Information:

[TE Connectivity:](#)

[MTCPQKT2P26SGBD](#)