

59025 Firecracker Reed Sensor + 57025 Actuator



Description

The 59025 Firecracker Reed Sensor is a small cylindrical reed sensor, 25.4mm (L) x 6.22mm (Dia.) (1.00" x 0.245"), with a choice of normally open, normally closed or change-over contacts. It is capable of switching up to 265Vac/300Vdc at 10VA. The 59025 Firecracker Reed Sensor is available with a range of sensitivity and cable length options. It functions best with the 57025 actuator.

Note: The 57025 Actuator is sold separately.

Features

- Magnetically-operated proximity sensor
- Hermetically sealed contacts
- Operates through non-ferrous materials such as wood, plastic or aluminum
- Customer-defined sensitivity option
- Custom cable length and connector options available

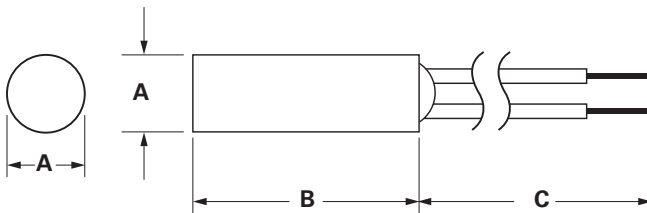
Agency Approvals

Agency	Agency File Number
	E61760

Note: Contact Littelfuse for specific agency approval ratings.

Dimensions

Dimensions in mm (inch)



	A Nom.	B Nom.	C Nom.
57025 Actuator	6.22 (.245)	25.40 (1.000)	--
59025 Sensor	6.22 (.245)	25.40 (1.000)	Cable Length ± 10.00 (.393)

Benefits

- Fits nicely into small confined spaces
- Quick and easy to install
- Well suited for usage in high-moisture and contaminated environments
- Non-contact solution, aesthetically more appealing than push-button or lever mechanical-type switches
- Ideal for battery-powered applications as the contacts do not draw power when in the non-activated state
- Reed contacts last for millions of operating cycles under micro-controller logic level loads

Applications

- Position and limit sensing
- Security
- Level sensing
- Linear actuators

59025 Firecracker Reed Sensor + 57025 Actuator

Electrical Ratings

Contact Type			Normally Open	Normally Open High Voltage	Change Over	Normally Closed
Switch Type			1	2	3	4
Contact Rating ¹		VA/Watt - max.	10	10	5	5
Voltage ⁴	Switching ²	Vdc - max.	200	300	175	175
		Vac - max.	140	265	120	120
	Breakdown ³	Vdc - min.	250	400	200	200
Current ⁴	Switching ²	Adc - max.	0.5	0.4	0.25	0.25
		Aac - max.	0.35	0.30	0.18	0.18
	Carry	Adc - max.	1.2	1.4	1.5	1.5
Resistance ⁵	Contact, Initial Insulation	Ω - max. Ω - min.	0.2 10 ¹⁰	0.2 10 ¹⁰	0.2 10 ⁹	0.2 10 ⁹
Capacitance	Contact	pF - typ.	0.3	0.2	0.3	0.3
Temperature	Operating	°C	-40 to +105	-20 to +105	-40 to +105	-40 to +105

Product Characteristics

Operate Time ⁶		ms - max.	1.0		3.0	3.0
Release Time ⁶		ms - max.	1.0		3.0	3.0
Shock ⁷	11ms ½ sine	G - max.	100		50	50
Vibration ⁷	50-2000 Hz	G - max.	30		30	30

Notes:

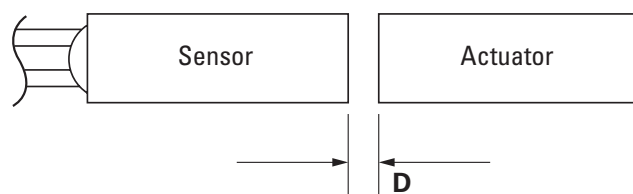
- Contact rating - Product of the switching voltage and current should never exceed the wattage rating. Contact Littelfuse for additional load/life information.
- When switching inductive and/or capacitive loads, the effects of transient voltages and/or currents should be considered. Refer to Application Notes AN108A and AN107 for details.
- Breakdown Voltage - per MIL-STD-202, Method 301. Leakage current is less than 0.1mA for 60 seconds.
- Electrical Load Life Expectancy - Contact Littelfuse with voltage, current values along with type of load.
- This resistance value is for 11.81mm wire length. Resistance changes when wire lengthens.
- Operate (including bounce)/Release Time - per EIA/NARM RS-421-A, diode suppressed coil (Coil II).
- Shock and Vibration - per EIA/NARM RS-421-A and MIL-STD-202.
- For custom modifications to the wire length or size, or adding a special connector, please contact Littelfuse.
- Custom sensitivities and a high voltage switch are options




Sensitivity Options (Using 57025 Actuator)

Select Option		S		T		U		V	
Switch Type	Pull-In AT Range	Activate Distance mm (inch) Average	Pull-In AT Range	Activate Distance mm (inch) Average	Pull-In AT Range	Activate Distance mm (inch) Average	Pull-In AT Range	Activate Distance mm (inch) Average	
1 Normally Open	12-18	7.9 (.311)	17-23	6.2 (.244)	22-28	4.9 (.193)	27-33	4.2 (.165)	
2 High Voltage	—	—	17-23	6.2 (.244)	22-28	4.9 (.193)	27-33	4.2 (.165)	
3 Change Over	15-20	7.2 (.283)	20-25	5.7 (.224)	25-30	4.7 (.185)	—	—	
4 Normally Closed	15-20	7.2 (.283)	20-25	5.7 (.224)	25-30	4.7 (.185)	—	—	

Note:

- Pull-In AT Range: These AT values are the bare reed switch AT before modification.
- The activation distance is average value on the final sensor assembly.






Schematics	Switch Type
	1
	3
	4

59025 Firecracker Reed Sensor + 57025 Actuator

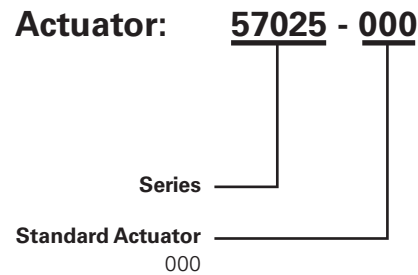
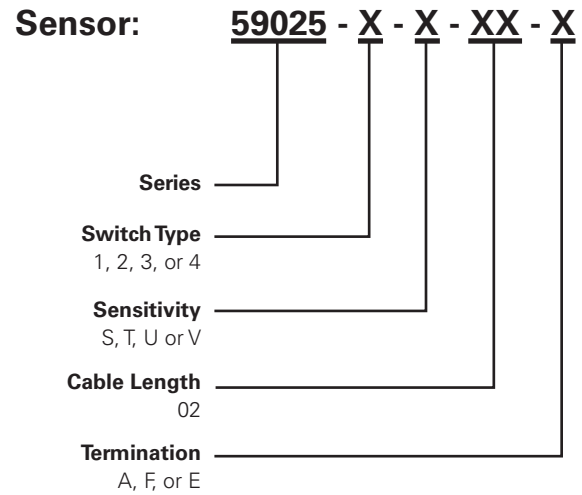
Cable Length Specification

Cable Type: 24 AWG 7/32 PVC 105°C UL1430/UL1569	
Select Option	Cable Length mm (inch)
02	300 (11.81)

Termination Specification

Termination Options		
Select Option	Description (Two-wire versions illustrated)	
A	Tinned leads (6.4±0.76)mm	
F	Untinned leads (6.4±0.76)mm	
E	JST type XHP 2.5mm pitch	

Part Numbering System



Note: The 57025 Actuator is sold separately.

Packaging

Packaging Option	Packaging Specification	Quantity	Quantity & Packaging Code	Taping Width
Bulk	Bulk	500	N/A	N/A

Mouser Electronics

Authorized Distributor

Click to View Pricing, Inventory, Delivery & Lifecycle Information:

Littelfuse:

[59025-010](#) [59025-1-V-02-A](#) [59025-2-U-02-A](#) [59025-4-S-02-F](#) [59025-1-V-02-F](#) [59025-3-S-02-A](#) [59025-1-U-02-A](#)
[59025-4-U-02-A](#) [59025-2-U-02-F](#) [59025-1-T-02-A](#) [59025-2-T-02-A](#) [59025-2-V-02-A](#) [59025-4-U-02-F](#) [59025-1-S-02-F](#)
[59025-3-U-02-F](#) [59025-2-V-02-F](#) [59025-3-S-02-F](#) [59025-3-U-02-A](#) [59025-4-T-02-A](#) [59025-3-T-02-A](#) [59025-1-U-02-](#)
[F](#) [59025-2-T-02-F](#) [59025-3-T-02-F](#) [59025-4-S-02-A](#) [59025-1-T-02-F](#) [59025-1-S-02-A](#) [59025-4-T-02-F](#) [59025-1-S-01-](#)
[A](#) [59025-2-V-05-A](#) [59025-3-T-01-A](#) [59025-3-U-05-A](#) [59025-1-V-03-F](#) [59025-3-T-03-F](#) [59025-4-S-05-F](#) [59025-1-S-](#)
[04-F](#) [59025-1-T-03-A](#) [59025-1-S-03-A](#) [59025-4-T-03-F](#) [59025-4-T-04-F](#) [59025-4-S-04-A](#) [59025-3-U-01-A](#) [59025-4-](#)
[S-01-A](#) [59025-4-S-03-A](#) [59025-4-T-03-A](#) [59025-4-T-05-A](#) [59025-4-T-01-F](#) [59025-2-T-04-F](#) [59025-2-V-04-F](#) [59025-](#)
[3-S-01-F](#) [59025-4-U-04-A](#) [59025-4-T-04-A](#) [59025-4-T-05-F](#) [59025-4-U-03-A](#) [59025-2-V-01-A](#) [59025-4-S-05-A](#)
[59025-2-T-05-F](#) [59025-4-U-01-A](#) [59025-3-S-04-A](#) [59025-3-S-05-F](#) [59025-3-T-05-F](#) [59025-4-U-03-F](#) [59025-2-T-04-A](#)
[59025-3-S-05-A](#) [59025-4-S-01-F](#) [59025-4-U-05-F](#) [59025-4-U-01-F](#) [59025-4-U-04-F](#) [59025-3-T-04-A](#) [59025-4-T-01-](#)
[A](#) [59025-2-S-05-F](#) [59025-1-V-05-F](#) [59025-2-V-04-A](#) [59025-3-T-01-F](#) [59025-3-U-01-F](#) [59025-3-T-04-F](#) [59025-3-U-](#)
[03-A](#) [59025-3-U-04-F](#) [59025-3-U-05-F](#) [59025-4-U-05-A](#) [59025-2-U-05-A](#) [59025-4-S-03-F](#) [59025-2-U-03-F](#) [59025-2-](#)
[V-03-F](#) [59025-2-U-03-A](#) [59025-3-T-05-A](#) [59025-3-S-01-A](#) [59025-3-T-03-A](#) [59025-4-S-04-F](#) [59025-2-S-03-F](#) [59025-](#)
[2-S-04-A](#) [59025-2-U-01-A](#) [59025-3-S-03-F](#) [59025-2-T-01-A](#) [59025-2-T-01-F](#) [59025-2-T-05-A](#) [59025-2-U-01-F](#)
[59025-2-V-05-F](#) [59025-3-S-03-A](#) [59025-1-T-05-F](#) [59025-1-V-04-F](#)