

4

3

2

1

THIS DRAWING IS UNPUBLISHED.

RELEASED FOR PUBLICATION

© COPYRIGHT

BY TYCO ELECTRONICS CORPORATION,ALL RIGHTS RESERVED.

LOC

DIST

REVISIONS

DS

—

P

LTR

DESCRIPTION

DATE

DWN

APVD

F

REVISED (ECR-18-002235)

FEB. 20'18

BH

RP

"A"

"A"

TE LOGO

CIRCUIT NO.

CAVITY MARK

NOTES

1.APPLICABLE CONTACT P/N : 1743221-1

1-1743165-8	6/6 NYLON(GWT)	BLUE
1-1743165-5	6/6 NYLON(GWT)	YELLOW
1-1743165-2	6/6 NYLON(GWT)	BLACK
1-1743165-1	6/6 NYLON(GWT)	NATURAL
1743165-8	6/6 NYLON	BLUE
1743165-5	6/6 NYLON	YELLOW
1743165-2	6/6 NYLON	BLACK
1743165-1	6/6 NYLON	NATURAL
P/N	MATERIAL	COLOR



**Tyco
Electronics**

AMP KOREA.
Kyungsan, Korea

NAME

250 FLAG P/LOCK-EX (Pitch=12mm)
2P WITH LOCK TYPE

SIZE

CAGE CODE

DRAWING NO

RESTRICTED TO

A3

00779

C-1743165

-

DWN : BH CHO

CHK : —

APVD : BW KANG

PRODUCT SPEC
108-61065

APPLICATION SPEC

—

WEIGHT

—

CUSTOMER DRAWING

SCALE 2/1

SHEET 1

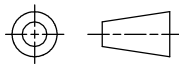
OF 1

REV F

THIS DRAWING IS A CONTROLLED DOCUMENT FOR TYCO ELECTRONICS CORPORATION
IT IS SUBJECT TO CHANGE AND THE CONTROLLING ENGINEERING ORGANIZATION
SHOULD BE CONTACTED FOR THE LATEST REVISION.

DIMENSIONS:
MM

TOLERANCES UNLESS
OTHERWISE SPECIFIED:



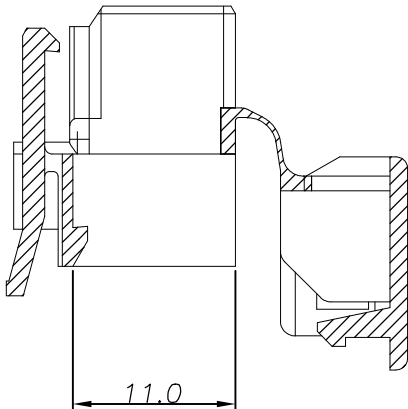
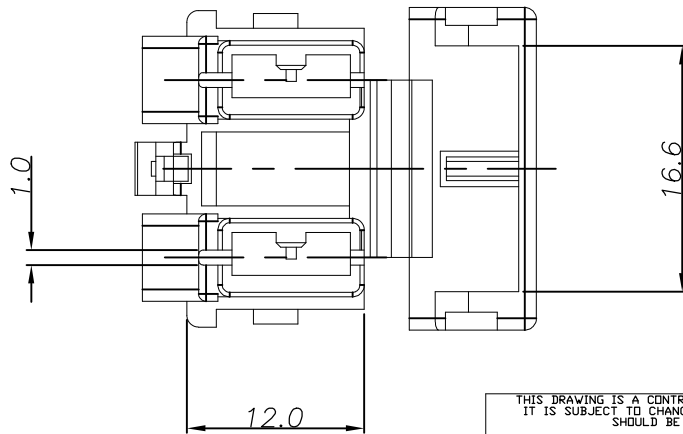
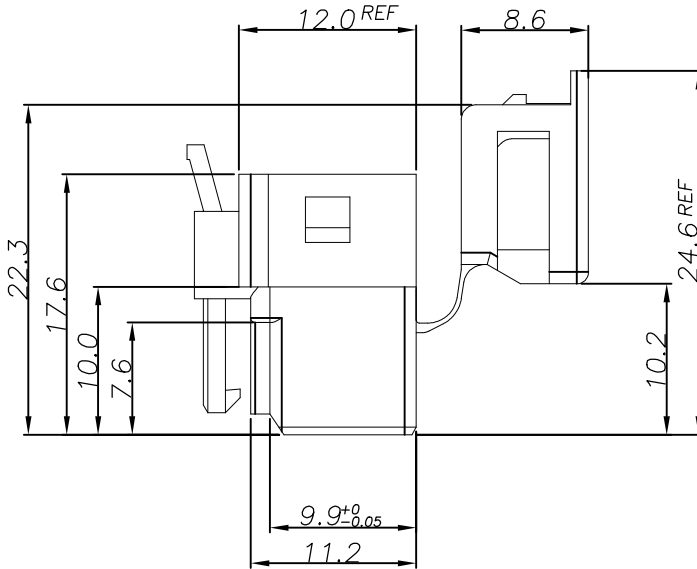
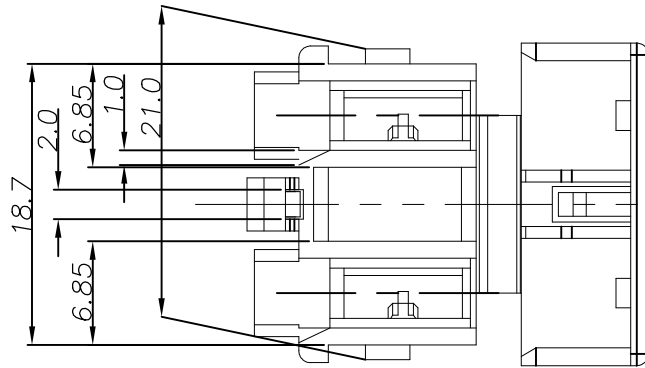
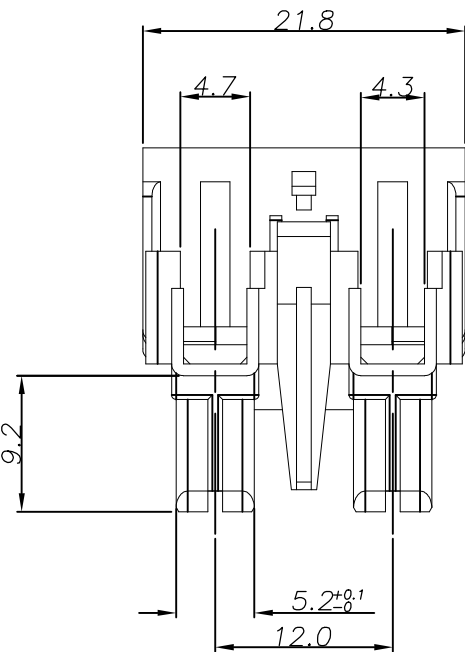
0 <XX<10 ± 0.2
10<XX<30 ± 0.25
30<XX ± 0.3
ANGLES ± 3°

MATERIAL

SEE TABLE

FINISH

—



SECTION "A-A"

Mouser Electronics

Authorized Distributor

Click to View Pricing, Inventory, Delivery & Lifecycle Information:

[TE Connectivity:](#)

[1743165-1](#)