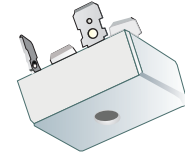


KBPC10005-G Thru. KBPC5010-G Series

Reverse Voltage: 50 to 1000V

Forward Current: 10/15/25/35/50A

RoHS Device

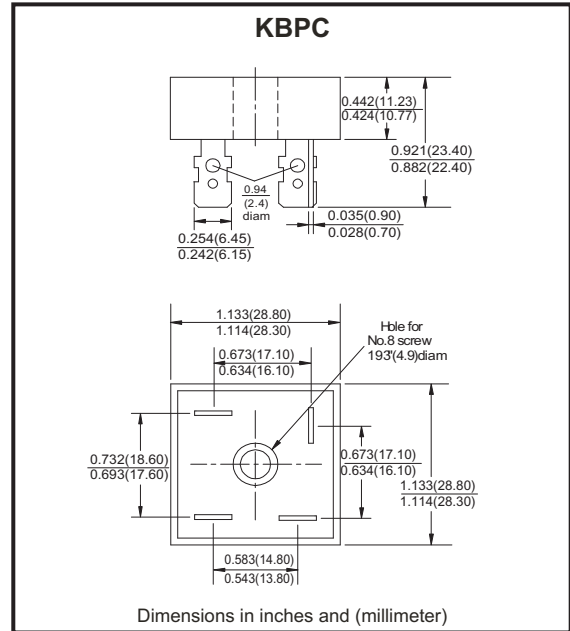


Features

- Surge overload -240~500 Amperes peak.
- Low forward voltage drop.
- Electrically isolated base -2000 Volts.
- Materials used carries UL recognition.
- UL recognized file # E349301

Mechanical Data

- Polarity: As marked on Body.
- Mounting position: Any.
- Weight: 28.82 grams (approx.).



Maximum ratings and electrical characteristics

Rating at 25°C ambient temperature unless otherwise specified.
Single phase, half wave, 60Hz, resistive or inductive load.
For capacitive load, derate current by 20%

| Parameter | Symbol | KBPC-G | KBPC-G | KBPC-G | KBPC-G | KBPC-G | KBPC-G | KBPC-G | Unit |
|--|-----------|--------|--------|--------|--------|--------|--------|--------|------|
| | | 10005 | 1001 | 1002 | 1004 | 1006 | 1008 | 1010 | |
| Maximum Recurrent Peak Reverse Voltage | V_{RRM} | 50 | 100 | 200 | 400 | 600 | 800 | 1000 | V |
| Maximum RMS Bridge Input Voltage | V_{RMS} | 35 | 70 | 140 | 280 | 420 | 560 | 700 | V |
| Maximum DC Blocking Voltage | V_{DC} | 50 | 100 | 200 | 400 | 600 | 800 | 1000 | V |

| Parameter | Symbol | KBPC10 | KBPC15 | KBPC25 | KBPC35 | KBPC50 | Unit |
|--|------------|-------------|--------|--------|--------|--------|------------------|
| Maximum Average Forward Rectified Output Current @ $T_c=55^\circ\text{C}$ | $I_{(AV)}$ | 10 | 15 | 25 | 35 | 50 | A |
| Peak Forward Surge Current, 8.3ms Single Half Sine-Wave Super Imposed On Rated Load | I_{FSM} | 240 | 300 | 400 | 400 | 500 | A |
| Maximum Forward Voltage Drop Per Element at 5.0/7.5/12.5/17.5/25.0A Peak | V_F | 1.1 | | | | | V |
| Maximum Reverse Current at rate DC Blocking Voltage Per Element @ $T_J=25^\circ\text{C}$ | I_R | 10.0 | | | | | μA |
| Operating Temperature Range | T_J | -55 to +150 | | | | | $^\circ\text{C}$ |
| Storage Temperature Range | T_{STG} | -55 to +150 | | | | | $^\circ\text{C}$ |

Company reserves the right to improve product design, functions and reliability without notice.

REV: B

Rating and Characteristics Curves (KBPC10005-G Thru. KBPC5010-G Series)

Fig.1 - Maximum Forward Surge Current

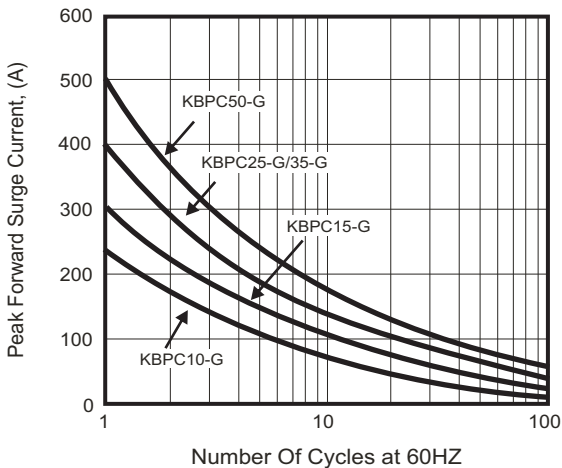


Fig.2 - Derating Curve Output Rectified Current

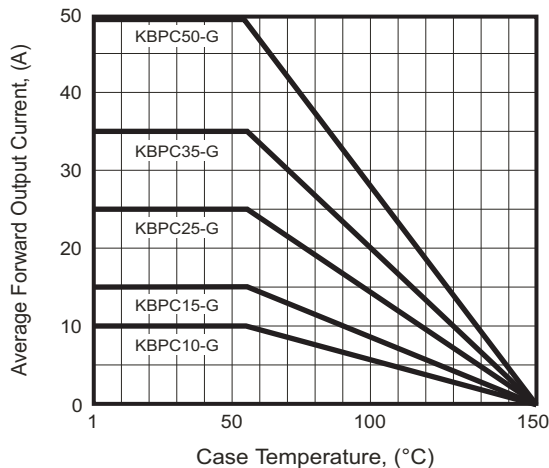


Fig.3 - Typical Forward Characteristics

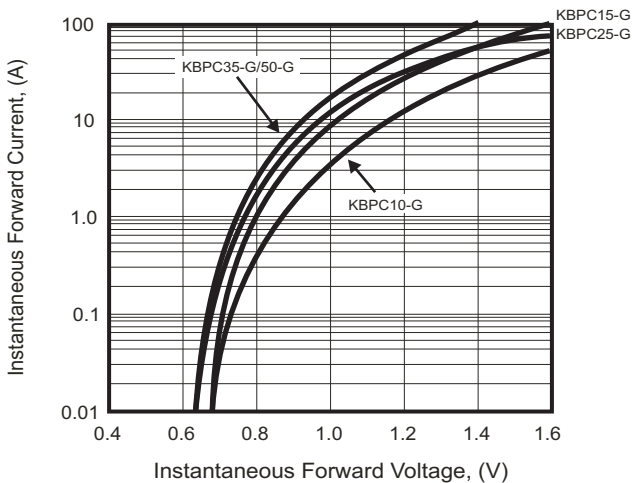
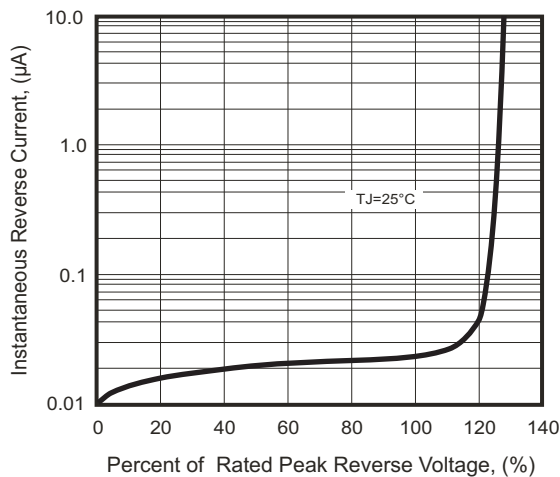
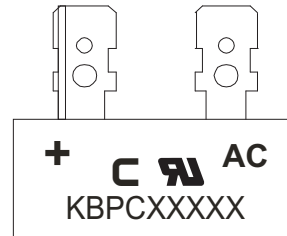


Fig.4 - Typical Forward Characteristics



Marking Code

| Part Number | Marking code |
|-------------|--------------|
| KBPC10005-G | KBPC10005 |
| KBPC15005-G | KBPC15005 |
| KBPC25005-G | KBPC25005 |
| KBPC35005-G | KBPC35005 |
| KBPC50005-G | KBPC50005 |
| KBPC1001-G | KBPC1001 |
| KBPC1501-G | KBPC1501 |
| KBPC2501-G | KBPC2501 |
| KBPC3501-G | KBPC3501 |
| KBPC5001-G | KBPC5001 |
| KBPC1002-G | KBPC1002 |
| KBPC1502-G | KBPC1502 |
| KBPC2502-G | KBPC2502 |
| KBPC3502-G | KBPC3502 |
| KBPC5002-G | KBPC5002 |
| KBPC1004-G | KBPC1004 |
| KBPC1504-G | KBPC1504 |
| KBPC2504-G | KBPC2504 |
| KBPC3504-G | KBPC3504 |
| KBPC5004-G | KBPC5004 |
| KBPC1006-G | KBPC1006 |
| KBPC1506-G | KBPC1506 |
| KBPC2506-G | KBPC2506 |
| KBPC3506-G | KBPC3506 |
| KBPC5006-G | KBPC5006 |
| KBPC1008-G | KBPC1008 |
| KBPC1508-G | KBPC1508 |
| KBPC2508-G | KBPC2508 |
| KBPC3508-G | KBPC3508 |
| KBPC5008-G | KBPC5008 |
| KBPC1010-G | KBPC1010 |
| KBPC1510-G | KBPC1510 |
| KBPC2510-G | KBPC2510 |
| KBPC3510-G | KBPC3510 |
| KBPC5010-G | KBPC5010 |



XXXXX / XXXX = Product type marking code
C = Compchip Logo

Standard Packaging

| Case Type | BULK PACK | |
|-----------|----------------|-------------------|
| | BOX (pcs) | CARTON (pcs) |
| KBPC | 50 | 500 |

Mouser Electronics

Authorized Distributor

Click to View Pricing, Inventory, Delivery & Lifecycle Information:

[Comchip Technology:](#)

[KBPC3508-G](#)