

PCB terminal block - GMKDS 3/ 3 OG - 1904888

Please be informed that the data shown in this PDF Document is generated from our Online Catalog. Please find the complete data in the user's documentation. Our General Terms of Use for Downloads are valid (<http://phoenixcontact.com/download>)



PCB terminal block, nominal current: 24 A, nom. voltage: 630 V, pitch: 7.5 mm, number of positions: 3, connection method: Screw connection with tension sleeve, mounting: Wave soldering, conductor/PCB connection direction: 0 °, color: orange

The figure shows a 2-pos. version of the product

Your advantages

- ✓ Well-known connection principle allows worldwide use
- ✓ Low temperature rise, thanks to maximum contact force
- ✓ Allows connection of two conductors
- ✓ Larger pitch for increased voltage requirements
- ✓ Integrated protective guide prevents incorrect insertion of the conductor underneath the tension sleeve
- ✓ The latching on the side enables various numbers of positions to be combined



Key Commercial Data

Packing unit	50 pc
GTIN	
GTIN	4017918448660

Technical data

Item properties

Brief article description	PCB terminal block
Range of articles	GMKDS 3
Pitch	7.5 mm
Number of positions	3
Connection method	Screw connection with tension sleeve
Drive form screw head	Slotted (L)
Screw thread	M3
Mounting type	Wave soldering
Pin layout	Linear pinning

PCB terminal block - GMKDS 3/ 3 OG - 1904888

Technical data

Item properties

Number of levels	1
------------------	---

Electrical parameters

Rated current	24 A
Rated insulation voltage (III/2)	630 V
Rated surge voltage (III/2)	6 kV

Connection capacity

Conductor cross section solid	0.2 mm ² ... 4 mm ²
Conductor cross section flexible	0.2 mm ² ... 2.5 mm ²
Conductor cross section AWG / kcmil	24 ... 12
Conductor cross section flexible, with ferrule without plastic sleeve	0.25 mm ² ... 2.5 mm ²
Conductor cross section, flexible, with ferrule, with plastic sleeve	0.25 mm ² ... 2.5 mm ²
2 conductors with same cross section, solid	0.2 mm ² ... 1.5 mm ²
2 conductors with same cross section, flexible	0.2 mm ² ... 1.5 mm ²
2 conductors with same cross section, stranded, ferrules without plastic sleeve	0.25 mm ² ... 0.75 mm ²
2 conductors with same cross section, stranded, with TWIN ferrules with plastic sleeve	0.5 mm ² ... 1.5 mm ²
Stripping length	8 mm
Torque	0.5 Nm ... 0.6 Nm

Material data - contact

Note	WEEE/RoHS-compliant, free of whiskers according to IEC 60068-2-82/ JEDEC JESD 201
Contact material	Cu alloy
Surface characteristics	Tin-plated
Metal surface terminal point (top layer)	Tin (5 - 7 µm Sn)
Metal surface terminal point (middle layer)	Nickel (2 - 3 µm Ni)
Metal surface soldering area (top layer)	Tin (5 - 7 µm Sn)
Metal surface soldering area (middle layer)	Nickel (2 - 3 µm Ni)

Material data - housing

Insulating material	PA
Insulating material group	I
CTI according to IEC 60112	600
Flammability rating according to UL 94	V0
Glow wire flammability index GWFI according to EN 60695-2-12	850
Glow wire ignition temperature GWIT according to EN 60695-2-13	775
Temperature for the ball pressure test according to EN 60695-10-2	125 °C

Dimensions for the product

Length [l]	11.2 mm
Width [w]	22.5 mm

PCB terminal block - GMKDS 3/ 3 OG - 1904888

Technical data

Dimensions for the product

Height [h]	23 mm
Pitch	7.5 mm
Height (without solder pin)	18 mm
Solder pin [P]	5 mm
Pin dimensions	0.9 x 0.9 mm
Dimension a	15 mm

Dimensions for PCB design

Hole diameter	1.3 mm
---------------	--------

Packaging information

Type of packaging	packed in cardboard
Pieces per package	50
Denomination packing units	Pcs.

General product information

Type of note	Note on application
Note	For safe conductor connection, always adhere to a defined tightening torque. Particularly in the case of PCB terminal blocks with two or three positions, the individual solder pin for each contact point cannot compensate for this. That is why the terminal blocks must be supported during conductor connection (held with one hand, support on the housing).

Ambient conditions

Ambient temperature (storage/transport)	-40 °C ... 70 °C
Ambient temperature (assembly)	-5 °C ... 100 °C
Ambient temperature (operation)	-40 °C

Termination and connection method

Pull-out test

Pull-out test	IEC 60998-2-1:1990-04
	Test passed
Conductor cross section / conductor type / tensile force	0.2 mm ² / solid / > 10 N
	0.2 mm ² / flexible / > 10 N
	4 mm ² / solid / > 60 N
	2.5 mm ² / flexible / > 50 N

Mechanical tests according to standard

Test specification	IEC 60998-2-1 (in parts)
--------------------	--------------------------

Electrical tests

Rated current	24 A
Rated insulation voltage (III/2)	630 V
Rated surge voltage (III/2)	6 kV

Air clearances and creepage distances

PCB terminal block - GMKDS 3/ 3 OG - 1904888

Technical data

Air clearances and creepage distances

Insulating material group	I
Voltage	500 V
Rated insulation voltage (III/3)	500 V
Rated insulation voltage (III/2)	630 V
Rated insulation voltage (II/2)	1000 V
Rated surge voltage (III/3)	6 kV
Rated surge voltage (III/2)	6 kV
Rated surge voltage (II/2)	6 kV

Current carrying capacity / derating curves

Specification	IEC 60998-2-1 (in parts)
---------------	--------------------------

Vibration test

Resistance to ageing, to humidity conditions, to ingress of solid objects and to harmful ingress of water	Test passed IEC 60998-2-1:1990-04 168 h/100°C 48 h/25 °C/92%
Test result	Test passed
Test specification	IEC 60998-2-1:1990-04
Dry heat	168 h/100°C
Humid heat	48 h/25 °C/92%

Resistance to ageing, humidity and penetration of solids

Test result	Test passed
Test specification	IEC 60998-2-1:1990-04
Dry heat	168 h/100°C
Humid heat	48 h/25 °C/92%

Standards and Regulations

Connection in acc. with standard	EN-VDE
	CSA

Environmental Product Compliance

REACH SVHC	Lead 7439-92-1
China RoHS	Environmentally Friendly Use Period = 50
	For details about hazardous substances go to tab "Downloads", Category "Manufacturer's declaration"

Approvals

Approvals

Approvals


CSA / CCA / SEV / EAC / cULus Recognized / DNV GL

PCB terminal block - GMKDS 3/ 3 OG - 1904888


Approvals


Ex Approvals


Approval details

CSA		http://www.csagroup.org/services-industries/product-listing/	13631
	D	B	
Nominal voltage UN	300 V	300 V	
Nominal current IN	10 A	10 A	
mm²/AWG/kcmil	28-12	28-12	

CCA	IK-3249
Nominal voltage UN	500 V
mm²/AWG/kcmil	4

SEV		https://www.electrosuisse.ch/de/meta/shop/produktezertifikate.html	IK-4199
Nominal voltage UN	500 V		
Nominal current IN	30 A		
mm²/AWG/kcmil	4		

EAC		B.01742
-----	---	---------

cULus Recognized		http://database.ul.com/cgi-bin/XYV/template/LISEXT/1FRAME/index.htm	E60425-19870331
	D	B	
Nominal voltage UN	300 V	250 V	
Nominal current IN	10 A	15 A	
mm²/AWG/kcmil	30-12	30-12	

DNV GL	http://exchange.dnv.com/tari/	TAE00001EV
--------	---	------------

Phoenix Contact 2018 © - all rights reserved
<http://www.phoenixcontact.com>

PHOENIX CONTACT GmbH & Co. KG
Flachsmarktstr. 8
32825 Blomberg
Germany
Tel. +49 5235 300
Fax +49 5235 3 41200
<http://www.phoenixcontact.com>

Mouser Electronics

Authorized Distributor

Click to View Pricing, Inventory, Delivery & Lifecycle Information:

Phoenix Contact:

1904888