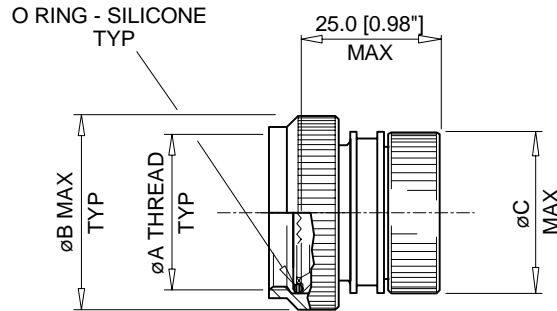


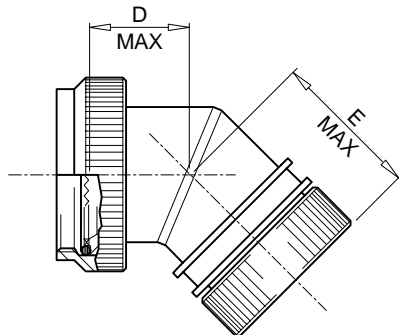
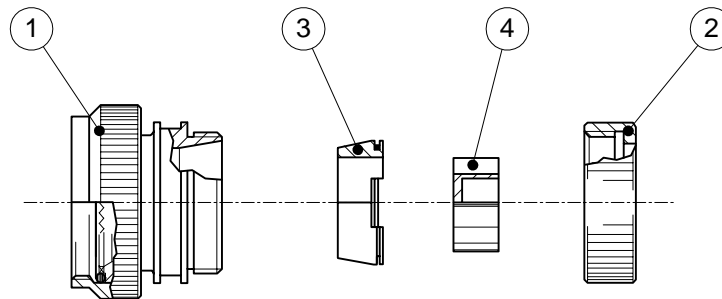
# SPECIFICATION CONTROL DRAWING

REV: B DATE: AUG 17 2006



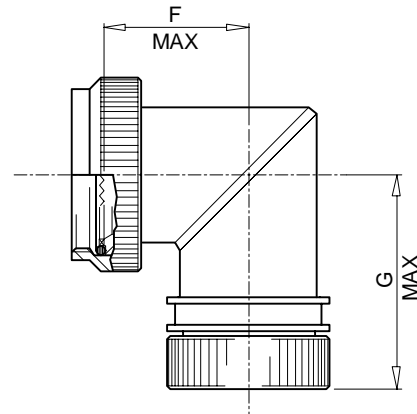
**STRAIGHT ADAPTOR**

-00



**45° ADAPTOR**

-45



**90° ADAPTOR**

-90

© 2006 Tyco Electronics Corporation. All rights reserved.

<div><div><div>tyco</div><div>Electronics</div></div></div> <div>Wire and Harnessing Products</div>		<div>Raychem Wire and Harnessing Products 300 Constitution Drive Menlo Park, CA 94025 USA</div>	<div>TITLE:</div> <div>HEXASHIELD ADAPTOR FOR CODE 41 CONNECTORS- PLAIN CLAMPING NUT</div>			
<div>UNLESS OTHERWISE SPECIFIED DIMENSIONS ARE IN MILLIMETERS. INCH DIMENSIONS ARE SHOWN IN BRACKETS</div>		<div>This drawing and the information set forth hereon is the property of Tyco Electronics and is to be held in trust and confidence. Publication, duplication, disclosure or use for any other purpose not expressly authorized in writing by Tyco Electronics is prohibited.</div>	<div>DOCUMENT NO.</div> <div>HEX41-AY-YY-YY-AYY-1-YY</div>			
<div>DRAWN: CRJ</div>	<div>DATE: MAR 00</div>	<div>Tyco Electronics reserves the right to amend this drawing at any time. Users should evaluate the suitability of the product for their application.</div>	<div>FILE-UK: Hex41-1scd-us</div>	<div>File &amp; DCR# D060249</div>	<div>SCALE: NONE</div>	<div>SHEET: 1 OF 4</div>

If this document is printed it becomes uncontrolled. Check for the latest revision.

# SPECIFICATION CONTROL DRAWING


REV: B  
DATE: AUG 17 2006

## KIT DESCRIPTION

ITEM	DESCRIPTION	MATERIAL
1	BODY ASSEMBLY	ALUMINIUM ALLOY
2	CLAMPING NUT – PLAIN	ALUMINIUM ALLOY
3	CONIC RING	ALUMINIUM ALLOY
4	STAR	ALUMINIUM ALLOY

## TABLE OF DIMENSIONS

Order Number	Shell Size		ØA Thread UNEF 2B	ØB Max	ØC Max	D Max	E Max	F Max	G Max	Ferrule Quantity	
	Ser I	Ser II								Std.	Opt.
09	09	08	0.4375"-28	19.0 [0.75"]	17.5 [0.69"]	12.5 [0.49"]	25.5 [1.00"]	16.0 [0.63"]	29.0 [1.14"]	1	-
11	11	10	0.5625"-24	22.0 [0.87"]	21.5 [0.85"]	13.0 [0.51"]	26.0 [1.02"]	17.5 [0.69"]	30.5 [1.20"]	2	-
13	13	12	0.6875"-24	25.5 [1.00"]	22.5 [0.89"]	14.0 [0.55"]	26.5 [1.04"]	19.0 [0.75"]	32.0 [1.26"]	3	-
15	15	14	0.8125"-20	30.5 [1.20"]	25.5 [1.00"]	14.5 [0.57"]	27.5 [1.08"]	20.5 [0.81"]	33.5 [1.32"]	5	-
17	17	16	0.9375"-20	33.5 [1.32"]	28.5 [1.12"]	15.0 [0.59"]	28.0 [1.10"]	22.0 [0.87"]	35.0 [1.38"]	6	7
19	19	18	1.0625"-18	37.0 [1.46"]	31.5 [1.24"]	15.5 [0.61"]	28.5 [1.12"]	23.5 [0.93"]	36.5 [1.44"]	7	-
21	21	20	1.1875"-18	38.5 [1.52"]	35.0 [1.38"]	16.5 [0.65"]	29.0 [1.14"]	25.5 [1.00"]	38.5 [1.52"]	9	11
23	23	22	1.3125"-18	42.0 [1.65"]	38.0 [1.50"]	17.0 [0.67"]	30.0 [1.18"]	27.0 [1.06"]	40.0 [1.57"]	10	13
25	25	24	1.4375"-18	46.5 [1.83"]	41.0 [1.61"]	18.0 [0.71"]	31.0 [1.22"]	28.5 [1.12"]	41.5 [1.63"]	12	17

		Raychem Wire and Harnessing Products 300 Constitution Drive Menlo Park, CA 94025 USA		TITLE: <b>HEXASHIELD ADAPTOR FOR          CODE 41 CONNECTORS-          PLAIN CLAMPING NUT</b>	
Wire and Harnessing Products		UNLESS OTHERWISE SPECIFIED DIMENSIONS ARE IN MILLIMETERS. INCH DIMENSIONS ARE SHOWN IN BRACKETS		This drawing and the information set forth hereon is the property of Tyco Electronics and is to be held in trust and confidence. Publication, duplication, disclosure or use for any other purpose not expressly authorized in writing by Tyco Electronics is prohibited.	
DRAWN: CRJ		DATE: MAR 00		DOCUMENT NO. <b>HEX41-AY-YY-YY-AYY-1-YY</b>	
Tyco Electronics reserves the right to amend this drawing at any time. Users should evaluate the suitability of the product for their application.		FILE-UK: Hex41-1scd-us		File & DCR# D060249	
		SCALE: NONE		SHEET: 2 OF 4	

If this document is printed it becomes uncontrolled. Check for the latest revision.

# SPECIFICATION CONTROL DRAWING

REV:  
B

DATE:  
AUG 17 2006

## PART NUMBERING

HEX41 - A B - 00 - 21 - A9 - 1 - DS

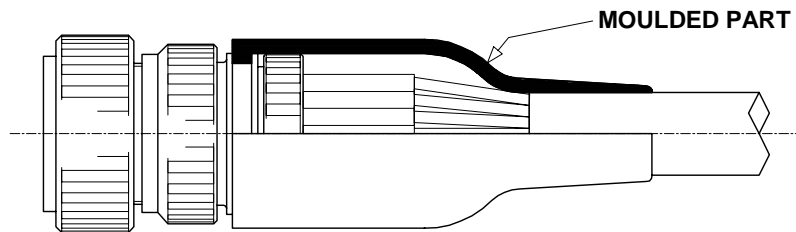
- CONNECTOR CODE NUMBER  
HEX41 = MIL-C-38999 SERIES I AND II
- MATERIAL CODE:  
A = ALUMINIUM ALLOY
- PLATING CODE:  
B = CADMIUM OLIVE DRAB TO QQ-P416  
C = ELECTROLESS NICKEL TO MIL-C-26074
- BODY STYLE  
00 = STRAIGHT  
45 = 45°  
90 = 90°
- ORDER NUMBER
- FERRULE QUANTITY CODE
- 1 = PLAIN CLAMPING NUT
- DS = DRILLED STAR - OPTIONAL - SEE NOTE 2

## APPLICATION

- These adaptors are designed to be mounted on the following connectors:

MIL-C-38999 Series I and II

- They are qualified to the Raychem specification RB-114, when installed on metallic Mil-Specification circular connectors only.
- They are designed primarily for open wire bundle installation but are also designed to accept Raychem heat shrink moulded parts where strain relief is required – see illustration.



- Use in conjunction with the ferrules HET-A-0XX, which are purchased separately. Refer to HET-A-0XX S.C.D. for relevant selection details.

## INSTALLATION

- See Installation Procedure RPIP-696-04.

## PACKAGING

- All components are supplied in a plastic bag.

<b>tyco</b> / Electronics  Wire and Harnessing Products		Raychem Wire and Harnessing Products 300 Constitution Drive Menlo Park, CA 94025 USA	TITLE: <b>HEXASHIELD ADAPTOR FOR CODE 41 CONNECTORS- PLAIN CLAMPING NUT</b>	
UNLESS OTHERWISE SPECIFIED DIMENSIONS ARE IN MILLIMETERS. INCH DIMENSIONS ARE SHOWN IN BRACKETS		This drawing and the information set forth hereon is the property of Tyco Electronics and is to be held in trust and confidence. Publication, duplication, disclosure or use for any other purpose not expressly authorized in writing by Tyco Electronics is prohibited.  Tyco Electronics reserves the right to amend this drawing at any time. Users should evaluate the suitability of the product for their application.	DOCUMENT NO.  <b>HEX41-AY-YY-YY-AYY-1-YY</b>	
DRAWN: CRJ	DATE: MAR 00		FILE-UK: Hex41-1scd-us	File & DCR# D060249
			SCALE: NONE	SHEET: 3 OF 4

If this document is printed it becomes uncontrolled. Check for the latest revision.

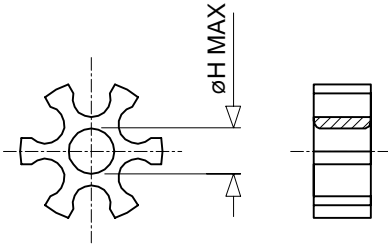
# SPECIFICATION CONTROL DRAWING

REV:  
B

DATE:  
AUG 17 2006

## NOTES!

- Item 4 - Star - is **not** supplied with Hexashield Order Number 09.
- The DS option, illustrated below, is for a Drilled Star that is available on sizes 15 to 25 only. This option is to allow unshielded wires to pass through the assembly.

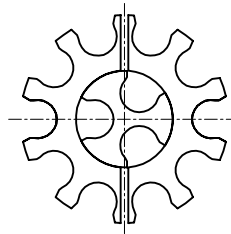


STAR SIZE	15	17	19	21	23	25
ØD MAX	3.0 [0.12"]	6.0 [0.24"]	9.0 [0.35"]	12.0 [0.47"]	15.0 [0.59"]	18.0 [0.71"]

- Where the ferrule quantities required are standard, the item 4 - Star - is also standard.  
If the optional quantity is selected then 2 items 4 will be supplied - one "split" and the other one standard.  
See below for illustration.

EXAMPLE: FERRULE QUANTITY CODE -A13

-A13 = -A10 SPLIT STAR + -A3 STANDARD STAR



- Assembly is to be permanently marked with Code Identity Number and Part Number.  
(e.g. 06090 HEX41-AB-00-21-A9-1)

<b>tyco</b> / Electronics Wire and Harnessing Products		Raychem Wire and Harnessing Products 300 Constitution Drive Menlo Park, CA 94025 USA	TITLE: <b>HEXASHIELD ADAPTOR FOR CODE 41 CONNECTORS- PLAIN CLAMPING NUT</b>			
UNLESS OTHERWISE SPECIFIED DIMENSIONS ARE IN MILLIMETERS. INCH DIMENSIONS ARE SHOWN IN BRACKETS		This drawing and the information set forth hereon is the property of Tyco Electronics and is to be held in trust and confidence. Publication, duplication, disclosure or use for any other purpose not expressly authorized in writing by Tyco Electronics is prohibited.	DOCUMENT NO. <b>HEX41-AY-YY-YY-AYY-1-YY</b>			
DRAWN: CRJ	DATE: MAR 00	Tyco Electronics reserves the right to amend this drawing at any time. Users should evaluate the suitability of the product for their application.	FILE-UK: Hex41-1scd-us	File & DCR# D060249	SCALE: NONE	SHEET: 4 OF 4

If this document is printed it becomes uncontrolled. Check for the latest revision.

# Mouser Electronics

Authorized Distributor

Click to View Pricing, Inventory, Delivery & Lifecycle Information:

[TE Connectivity:](#)

[HEX41-AC-90-17-A7-1](#)