



# FLEX STACK



MTSW-117-09-G-D-383-RA



HMTSW-126-23-L-S-237

(2.54 mm) .100"

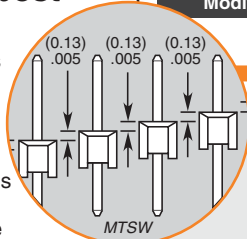
# MODIFIED .025" SQ POST HEADERS

**Board Mates:**  
SSW, SSQ, ESW,  
ESQ, BCS, BSW  
CES, SLW, HLE, SSM

**Cable Mates:**  
IDSD, IDSS

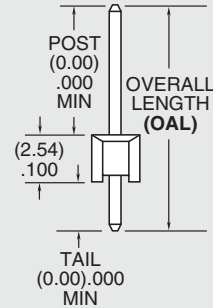
**Modified .025" strips permit custom post heights.**

Samtec offers the greatest stacking flexibility in the industry. The "M" stands for Modified. You tell us the post height you need and we'll deliver it.



TYPE STRIP	PIN PITCH	NO. PINS PER ROW	LEAD STYLE
<b>MTSW</b> = Modified Strip  <b>HMTSW</b> = Hi-Temp Modified Strip	<b>-1</b> = (2.54 mm) .100" Pitch  	<b>-2</b> = (5.08 mm) .200" Pitch  	

**SPECIFY "LEAD STYLE" FROM CHART**



## SPECIFICATIONS

For complete specifications see [www.samtec.com?MTSW](http://www.samtec.com?MTSW) or [www.samtec.com?HMTSW](http://www.samtec.com?HMTSW)

**Insulator Material:**  
MTSW: Black Glass Filled Polyester  
HMTSW: Natural Liquid Crystal Polymer

**Terminal Material:**  
Phosphor Bronze

**Plating:**

Au or Sn over

50 μm (1.27 μm) Ni

**Operating Temp Range:**

-55 °C to +125 °C with Gold

-55 °C to +105 °C with Tin

**RoHS Compliant:**

Yes

**Lead-Free Solderable:**

MTSW: No, Lead Wave Only

HMTSW: Yes

## RECOGNITIONS

For complete scope of recognitions see [www.samtec.com/quality](http://www.samtec.com/quality)



**Note:**  
These Series are non-standard, non-returnable.


Version	Dimensions	Lead Style	Center Version
<b>Straight Pin Versions</b>		<b>01 thru 50</b> = (2.54 mm) .100" Center Version	
<b>Right Angle Versions</b>		<b>02 thru 25</b> = (5.08 mm) .200" Center Version	

LEAD STYLE	OAL
-06	(7.62) .300
-07	(10.92) .430
-08	(13.46) .530
-09	(18.54) .730
-10	(21.08) .830
-11	(23.62) .930
-12	(26.16) 1.030
-13	(31.24) 1.230
-21	(36.32) 1.430
-22	(16.00) .630
-23	(11.30) .445
-24	(12.19) .480
-27	(33.78) 1.330
-28	(28.70) 1.130


Due to technical progress, all designs, specifications and components are subject to change without notice.




MTSW-108-28-G-D-920



MTSW-126-08-T-S-229-RA



HMTSW-110-23-L-S-237



MTSW-115-09-L-S-229-RE

**MTSW, HMTSW SERIES**

**PLATING OPTION**

**-F**

= Gold flash on post, Matte Tin on tail

**-L**

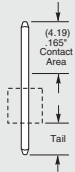
= 10 μm (0.25 μm) Gold on post, Matte Tin on tail

**-G**

= 10 μm (0.25 μm) Gold on post, Gold flash on balance

**-T**

= Matte Tin



**ROW OPTION**

**-S**

= Single

**-D**

= Double

**-T**

= Triple

**-Q**

= Double Row  
.200" (5.08 mm)  
row space

**POST HEIGHT**

**OTHER OPTION**

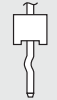
**POLARIZED OPTION**

**-“XXX”**  
= Polarized  
(Specify ‘XXX’ as  
position number)

**-RA or -RE** = Right-angle

**-LL**

= Locking Lead  
(N/A with -RE,  
N/A in single row 1 or 2  
positions. Available on  
tails from (2.29 mm) .090"  
to (10.16 mm) .400" only)



Two leads per strip  
crimped in opposite  
directions on or near  
centerline. See TSW  
for availability.

**-LA** = -RA Option with -LL Option  
(Maximum “C” = (13.46 mm) .530)

**ALSO AVAILABLE  
(MOQ Required)**

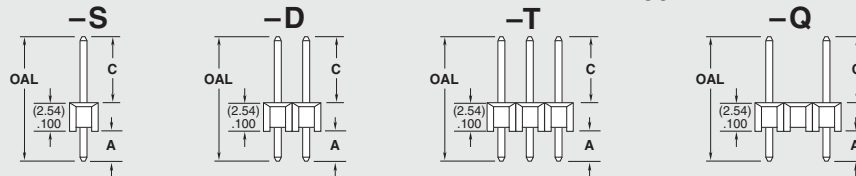
- Other platings

**-“XXXX”** = “C” Dimension (Specify post height in INCHES - .005" (0.13 mm) increments)

LEAD STYLE	FOR A = (2.29) .090			
	OAL	C MAXIMUM STRAIGHT	C MAXIMUM with/-RA	C MAXIMUM with/-RE
-06	(7.62) .300	(2.79) .110	Not Available	Not Available
-07	(10.92) .430	(6.10) .240	(3.30) .130	Not Available
-08	(13.46) .530	(8.64) .340	(5.84) .230	(3.30) .130
-09	(18.54) .730	(13.72) .540	(10.92) .430	(8.38) .330
-10	(21.08) .830	(16.26) .640	(13.46) .530	(10.92) .430
-11	(23.62) .930	(18.80) .740	(16.00) .630	(13.46) .530
-12	(26.16) 1.030	(21.34) .840	(18.54) .730	(16.00) .630
*-13	(31.24) 1.230	(26.42) 1.040	(23.62) .930	(21.08) .830
*-21	(36.32) 1.430	(31.50) 1.240	(28.70) 1.130	(26.16) 1.030
-22	(16.00) .630	(11.18) .440	(8.38) .330	(5.84) .230
*-23	(11.30) .445	(6.48) .255	(3.68) .145	Not Available
*-24	(12.19) .480	(7.37) .290	(4.57) .180	Not Available
*-27	(33.78) 1.330	(28.96) 1.140	(26.16) 1.030	(23.62) .930
*-28	(28.70) 1.130	(23.88) .940	(21.08) .830	(18.54) .730

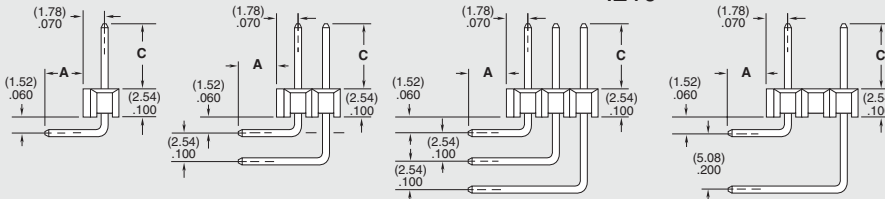
\* Styles -21, -23, -24, -27  
not available with -D Right-angle  
Styles -13, -21, -23, -24, -27, -28  
not available with -T or -Q Right-angle

**Straight Pin Versions A=OAL-C-<sup>(2.54)</sup><sub>.100</sub>**



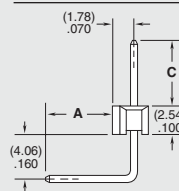
**Right-Angle Versions (-RA Options) A=OAL-C-<sup>(5.33)</sup><sub>.210</sub>**

Styles -21, -23, -24, -27 N/A with -D  
Styles -13, -21, -23, -24, -27, -28 N/A with -T or -Q



**Right-Angle Versions  
(-RE Options) Single Row Only**

A=OAL-C-<sup>(7.87)</sup><sub>.310</sub>



Due to technical progress, all designs, specifications and components are subject to change without notice.

[WWW.SAMTEC.COM](http://WWW.SAMTEC.COM)

All parts within this catalog are built to Samtec's specifications.  
Customer specific requirements must be approved by Samtec and identified in a Samtec customer-specific drawing to apply.

# Mouser Electronics

Authorized Distributor

Click to View Pricing, Inventory, Delivery & Lifecycle Information:

## Samtec:

[HMTSW-106-24-S-D-230](#) [HMTSW-140-24-G-S-070-RA](#) [HMTSW-102-27-SM-S-1100](#) [HMTSW-103-22-S-S-430](#)  
[HMTSW-102-08-L-S-100-RA](#) [HMTSW-107-22-L-D-330-RA](#) [HMTSW-108-24-S-D-230](#) [HMTSW-107-10-G-S-425](#)  
[HMTSW-104-24-S-S-230](#) [HMTSW-108-07-T-D-130-RA](#) [HMTSW-110-10-SM-D-575](#) [HMTSW-108-08-TM-S-100-RA](#)  
[HMTSW-113-07-G-D-240](#) [HMTSW-105-23-G-D-255](#) [HMTSW-124-07-G-D-000](#) [HMTSW-103-06-TM-S-100](#) [HMTSW-105-09-G-D-260](#) [HMTSW-136-07-S-S-225](#) [HMTSW-104-08-T-S-195-RA](#) [HMTSW-106-11-T-S-625](#) [HMTSW-108-08-G-D-330](#) [HMTSW-112-07-T-S-230](#) [HMTSW-122-08-L-S-293](#) [HMTSW-102-08-TM-S-310](#) [HMTSW-104-07-L-S-270](#) [HMTSW-105-08-G-D-040](#) [HMTSW-103-09-L-S-265](#) [HMTSW-102-10-G-S-430-RA](#) [HMTSW-104-24-T-S-266](#) [HMTSW-103-07-T-S-105](#) [HMTSW-105-10-G-D-640](#) [HMTSW-108-07-G-S-240](#) [HMTSW-108-07-S-S-225](#) [HMTSW-112-07-L-S-215](#) [HMTSW-121-22-T-S-420](#) [HMTSW-103-22-T-S-440](#) [HMTSW-104-08-G-S-266](#) [HMTSW-120-07-T-T-135](#) [HMTSW-214-06-G-S-145](#) [HMTSW-107-22-L-D-430](#) [HMTSW-109-08-S-D-297](#) [HMTSW-118-22-T-S-420](#) [HMTSW-110-09-G-D-540](#) [HMTSW-110-07-T-D-225](#) [HMTSW-136-24-L-S-235](#) [HMTSW-104-24-S-D-285](#) [HMTSW-130-08-T-D-195-RA](#) [HMTSW-102-07-T-S-240](#) [HMTSW-106-08-T-S-295](#) [HMTSW-124-12-G-S-730-RA](#) [HMTSW-108-08-T-S-158-RA](#) [HMTSW-116-07-L-S-230](#) [HMTSW-108-08-T-D-125-RA](#) [HMTSW-102-08-G-D-305](#) [HMTSW-102-23-F-S-237](#) [HMTSW-103-08-S-S-320](#) [HMTSW-102-22-T-S-265](#) [HMTSW-101-07-T-S-170](#) [HMTSW-103-07-G-S-240](#) [HMTSW-103-07-L-S-130-NA](#) [HMTSW-103-07-T-S-180](#) [HMTSW-105-24-T-D-266](#) [HMTSW-106-08-TM-S-315](#) [HMTSW-105-09-T-D-540](#) [HMTSW-103-07-T-S-240](#) [HMTSW-105-08-SM-S-285](#) [HMTSW-104-09-T-D-540](#) [HMTSW-108-22-S-S-360](#) [HMTSW-107-07-G-D-215-007](#) [HMTSW-104-08-T-D-150-RA](#) [HMTSW-104-27-G-D-1140](#) [HMTSW-102-24-LM-S-230](#) [HMTSW-105-23-T-D-240](#) [HMTSW-107-23-T-D-240](#) [HMTSW-130-22-G-D-381](#) [HMTSW-106-10-T-S-588](#) [HMTSW-101-22-G-S-330](#) [HMTSW-102-23-LM-S-230](#) [HMTSW-102-08-S-D-310](#) [HMTSW-102-05-L-S-120](#) [HMTSW-103-24-S-S-230](#) [HMTSW-102-07-S-S-225](#) [HMTSW-104-07-G-S-230](#) [HMTSW-104-07-L-D-200-LL](#) [HMTSW-105-07-T-D-240](#) [HMTSW-108-08-L-D-228-NA](#) [HMTSW-121-24-S-T-280](#) [HMTSW-107-12-G-D-120](#) [HMTSW-110-08-SM-D-310](#) [HMTSW-150-22-L-D-370](#) [HMTSW-107-22-L-D-433](#) [HMTSW-112-07-G-D-130-RA](#) [HMTSW-105-08-L-D-215-RA](#) [HMTSW-106-07-G-S-240-005](#) [HMTSW-110-07-G-D-215-010](#) [HMTSW-114-23-T-S-135-RA](#) [HMTSW-112-12-T-S-465](#) [HMTSW-104-24-S-S-230-LL](#) [HMTSW-136-08-T-S-259](#) [HMTSW-101-08-L-S-230](#)