THIS DRAWING IS UNPUBLISHED. RELEASED FOR PUBLICATION -,- .
© COPYRIGHT - By - ALL RIGHTS RESERVED.

LOC	DIST
CM	00

REVISIONS

P	LTR	DESCRIPTION	DATE	DWN	APVD
	T1	REVISED PER OG1B-1094-04	24JAN05	KW	SR
	T1	REV PER ECO-09-021826	08SEP09	KK	AEG
	T2	REVISED PER ECR-14-012915	08SEP14	AV	KD

1. PARTS COMPLY WITH TE SOLDERABILITY SPECIFICATION 109-11-3.
2. MATES WITH 480708 USING SOCKET CONTACTS.
3. DIMENSIONS IN BRACKETS ARE IN INCHES.
4. CIRCUIT IDENTIFICATION CHARACTERS ARE ADJACENT TO THE INDICATED CAVITIES, BUT LOCATION AND ORIENTATION MAY DIFFER FROM PRINT.
5. CONTACT IS PLATED OVERALL WITH 0.00127[.000050] NICKEL, THEN 0.00076[.000030] GOLD OVER CONTACT LENGTH INDICATED AND MATTE TIN LEAD ON SOLDER TAIL END.
6. CONTACT IS PLATED OVERALL WITH 0.00127[.000050] NICKEL, THEN 0.00076[.000030] GOLD OVER CONTACT LENGTH INDICATED AND MATTE TIN ON SOLDER TAIL END.
7. OBSOLETE PARTS: OBSOLETE CIS STREAMLINING PER D.RENAUD/D.SINISI

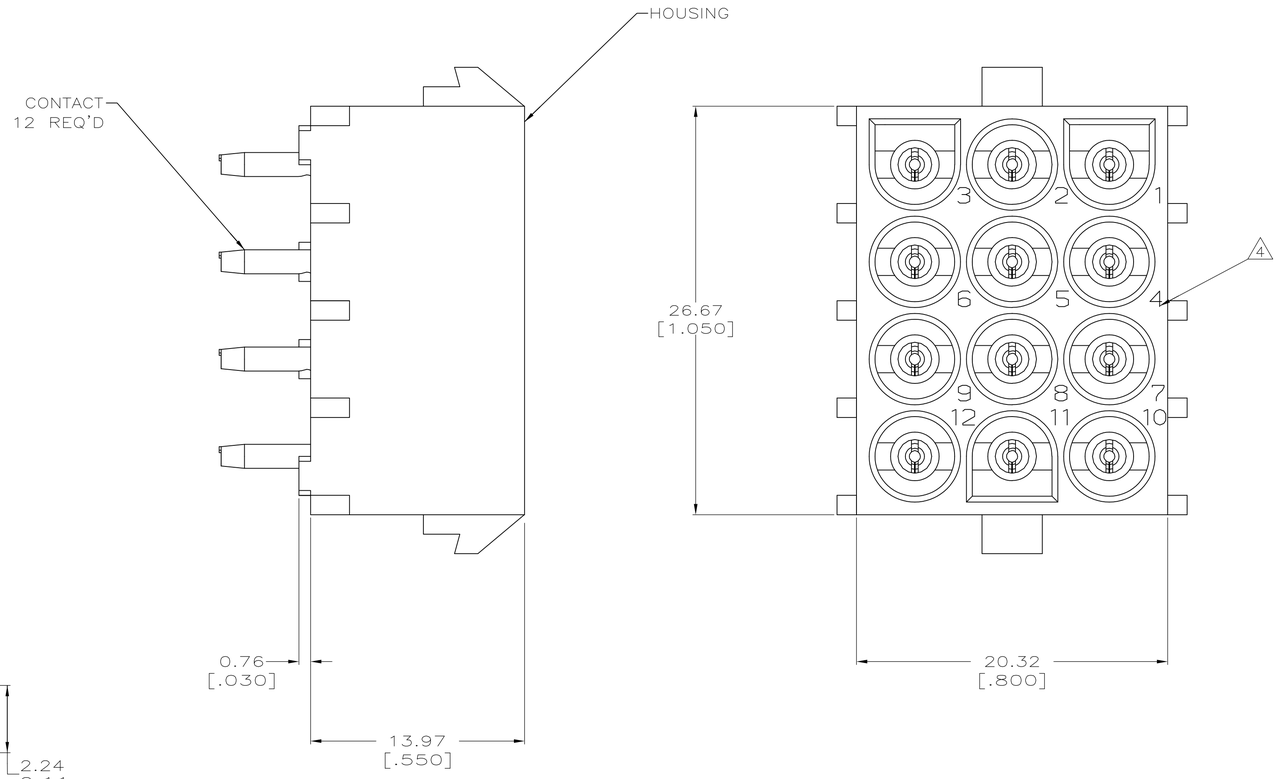

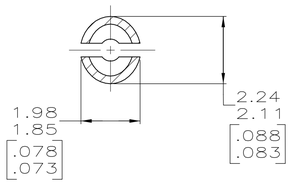

SECTION A-A
SCALE 10:1

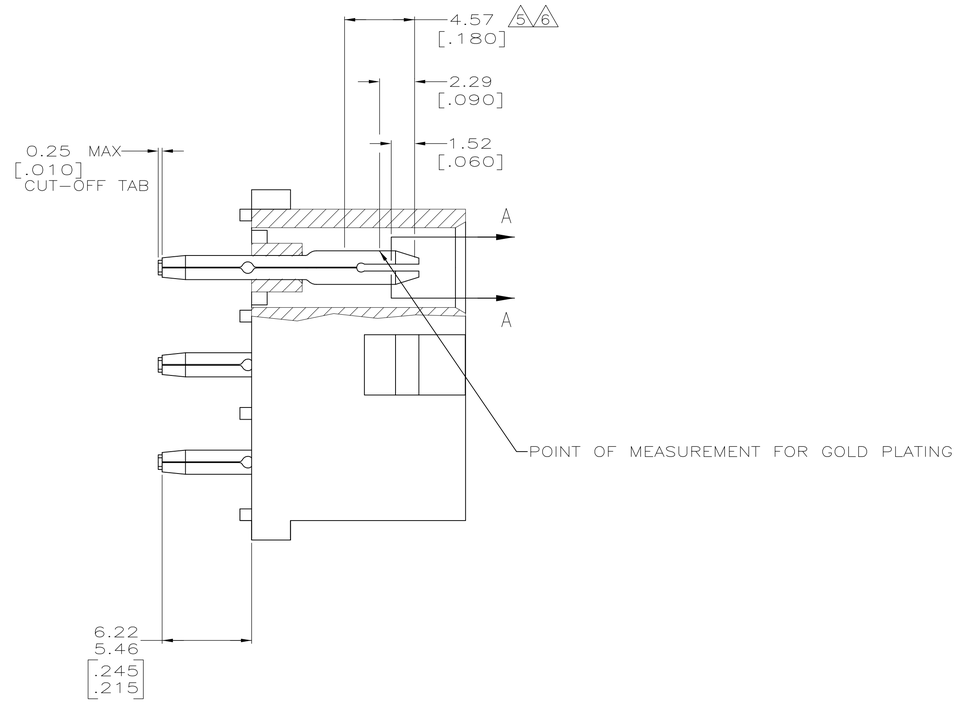

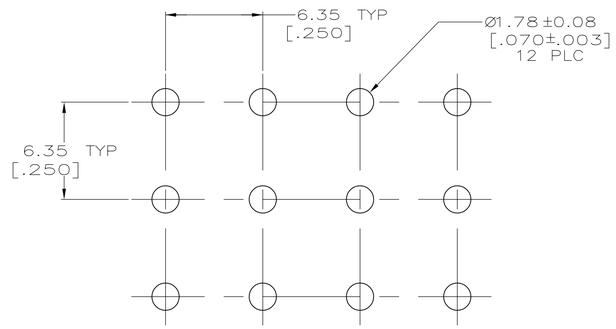

RECOMMENDED MOUNTING HOLE PATTERN
FOR A 3.18 [.125] THK P.C. BOARD

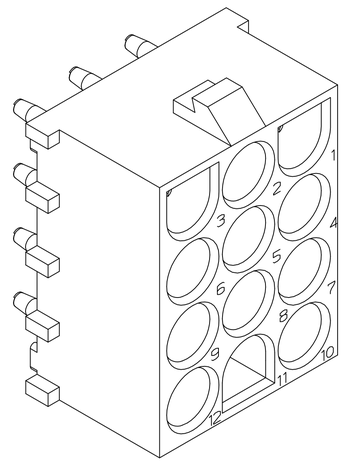

3-DIMENSIONAL MODEL
NTS

	MATERIAL	FINISH	MATERIAL	COLOR	PART NO
	PIN		HOUSING		
7 OBSOLETE	PH BRZ	6	NYLON, UL94V-2	NATURAL	~~350587-4~~
7 OBSOLETE	PH BRZ	5	NYLON, UL94V-2	NATURAL	~~350587-2~~
	PH BRZ	PRE-TIN	NYLON, UL94V-2	NATURAL	350587-1

THIS DRAWING IS A CONTROLLED DOCUMENT.

DIMENSIONS: mm [INCHES]

TOLERANCES UNLESS OTHERWISE SPECIFIED:
0 PLC ± -
1 PLC ± -
2 PLC ± 0.13[.005]
3 PLC ± -
4 PLC ± -
ANGLES ± -

MATERIAL: SEE TABLE
FINISH: SEE TABLE

METRIC

DWN K. WHITAKER 1-19-98
CHK R. SWING 1-19-98
APVD M. TRULL 1-19-98
PRODUCT SPEC 108-1053
APPLICATION SPEC 114-1010
WEIGHT -

TE Connectivity

NAME: PIN HEADER ASSEMBLY, 12 CIRCUIT, UNIVERSAL MATE-N-LOK™

SIZE	CAGE CODE	DRAWING NO	RESTRICTED TO
A1	00779	C-350587	-

CUSTOMER DRAWING | SCALE 5:1 | SHEET 1 OF 1 | REV T2

4805 (3/11)