



92x92x38 mm

San Ace 92 9GA type Low Power Consumption Fan

General Specifications

- Material Frame: Plastic (Flammability: UL 94V-0), Impeller: Plastic (Flammability: UL 94V-0)
- Expected life See the table below. (L10 life: 90% survival rate for continuous operation in free air at 60°C, rated voltage)
- Motor protection function Locked rotor burnout protection, Reverse polarity protection
For details, please refer to p. 529.
- Dielectric strength 50/60 Hz, 500 VAC, for 1 minute (between lead wire conductors and frame)
- Insulation resistance 10 MΩ or more with a 500 VDC megger (between lead wire conductors and frame)
- Sound pressure level (SPL) At 1 m away from the air inlet
- Storage temperature -30 to +70°C (Non-condensing)
- Lead wire ⊕Red ⊖Black (Sensor) Yellow (Control) Brown
- Mass 240 g

Specifications

The models listed below **have ribs and pulse sensors with PWM control function.** For models without ribs, append "1" to the end of model numbers.

Model no.	Rated voltage [V]	Operating voltage range [V]	PWM duty cycle* [%]	Rated current [A]	Rated input [W]	Rated speed [min ⁻¹]	Max. airflow [m ³ /min] [CFM]	Max. static pressure [Pa] [inchH ₂ O]	SPL [dB (A)]	Operating temperature [°C]	Expected life [h]
9GA0912P1H03	12	10.2 to 13.8	100	2.1	25.2	9700	4.0 141	500 2.01	63	-20 to +70	40000/60°C (70000/40°C)
			0	0.16	1.92	2500	0.97 34.3	33 0.13	29		
9GA0924P1H01	24	20.4 to 27.6	100	1.1	26.4	9700	4.0 141	500 2.01	63	-10 to +70	
			0	0.07	1.68	2500	0.97 34.3	33 0.13	29		
9GA0948P1H03**	48	40.8 to 55.2	100	0.55	26.4	9700	4.0 141	500 2.01	63	-20 to +70	

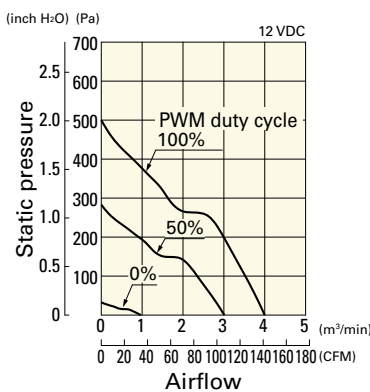
* PWM frequency: 25 kHz ** Fan does not rotate when PWM duty cycle is 0%.

Other sensor specifications are available as options. Refer to the index (p. 553).

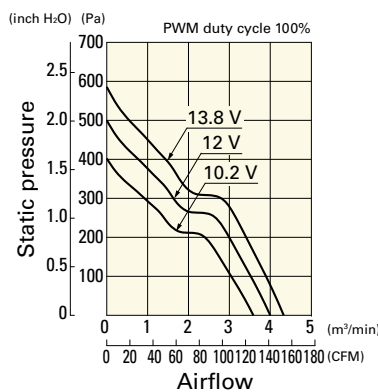
Airflow - Static Pressure Characteristics / PWM Duty - Speed Characteristics Example

9GA0912P1H03 With pulse sensor with PWM control function

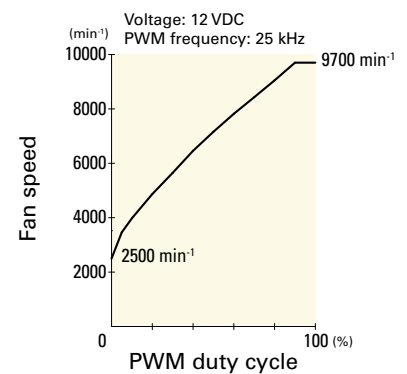
PWM duty cycle



Operating voltage range



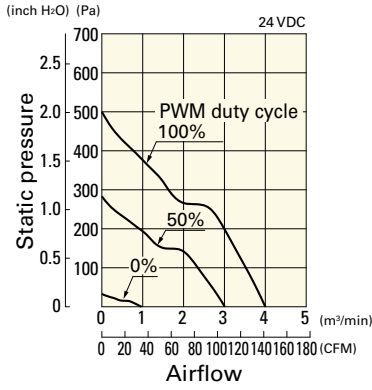
PWM duty - Speed characteristics example



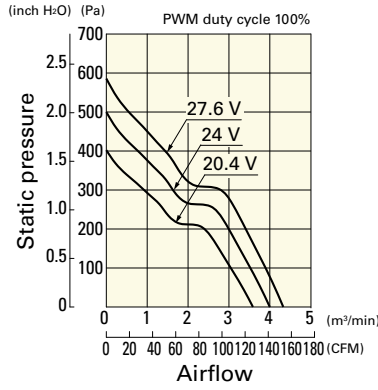
Airflow - Static Pressure Characteristics / PWM Duty - Speed Characteristics Example

9GA0924P1H01 With pulse sensor with PWM control function

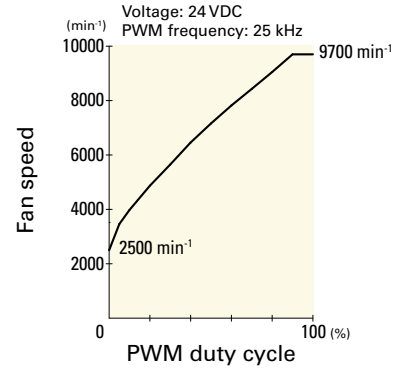
PWM duty cycle



Operating voltage range

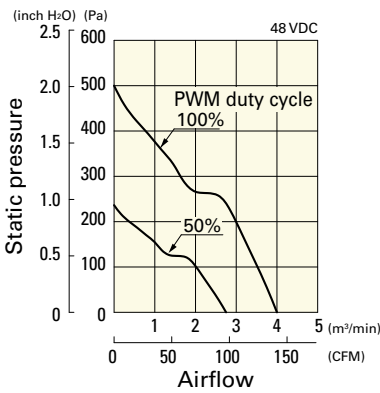


PWM duty - Speed characteristics example

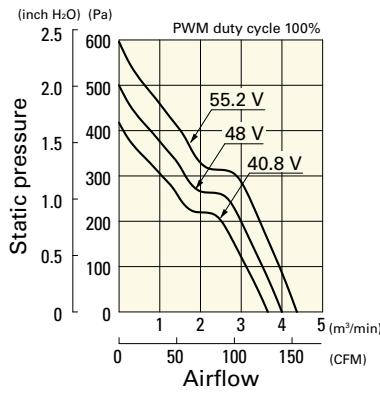


9GA0948P1H03 With pulse sensor with PWM control function

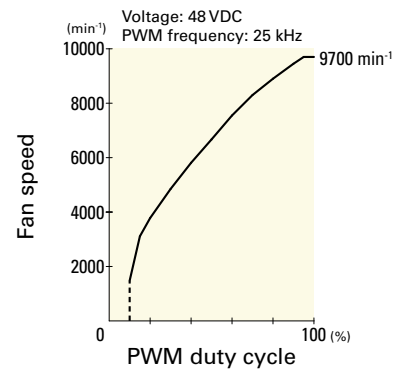
PWM duty cycle



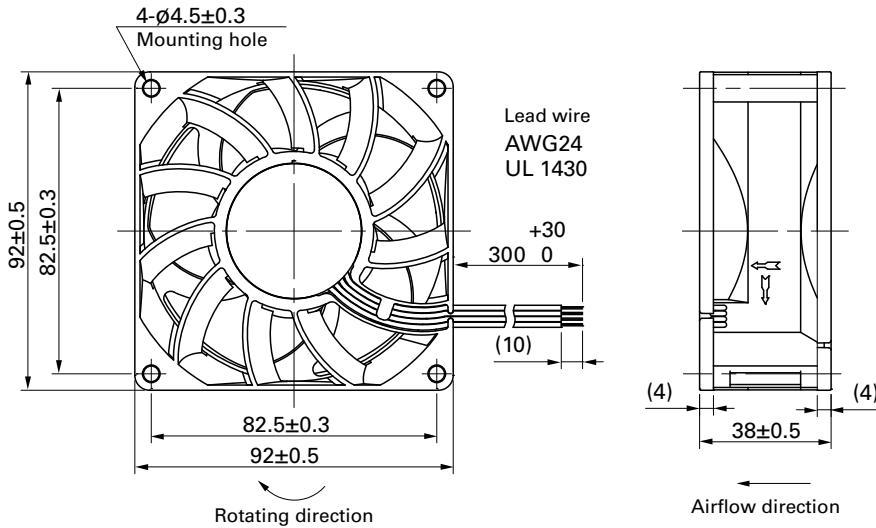
Operating voltage range



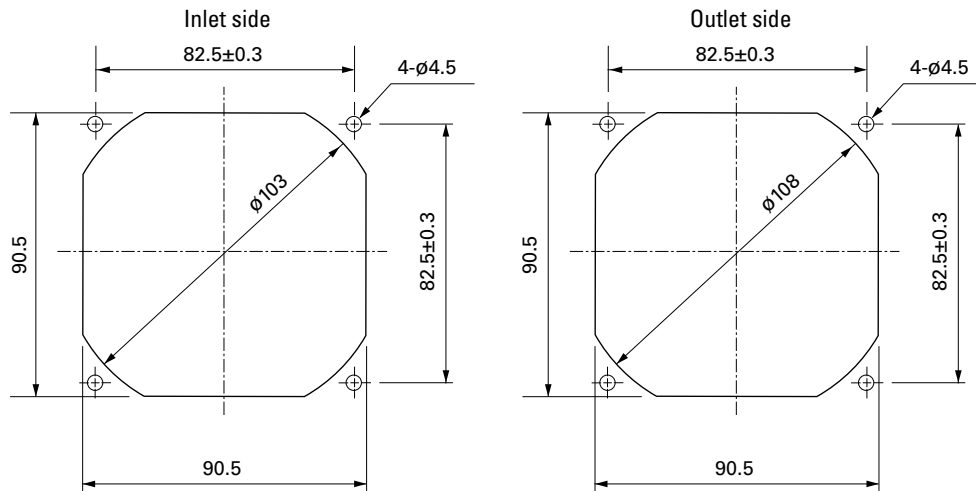
PWM duty - Speed characteristics example



Dimensions (unit: mm) (With ribs)



Reference Dimensions of Mounting Holes and Vent Opening (unit: mm)



Options

Finger guards

page: p. 513

Model no.: 109-099C, 109-099E, 109-099H

Resin finger guards

page: p. 520

Model no.: 109-1001G

Resin filter kits

page: p. 521

Model no.: 109-1001F13 (13PPI), 109-1001F20 (20PPI),
109-1001F30 (30PPI), 109-1001F40 (40PPI)

Mouser Electronics

Authorized Distributor

Click to View Pricing, Inventory, Delivery & Lifecycle Information:

Sanyo Denki:

[9GA0912P1H031](#) [9GA0948P1H03](#) [9GA0912P1H03](#) [9GA0924P1H01](#) [9GA0948P1H031](#) [9GA0924P1H011](#)
[9GA0924H101](#) [9GA0948H101](#) [9GA0924H1D01](#) [9GA0912H101](#) [9GA0912H1011](#) [9GA0912H102](#) [9GA0912H1021](#)
[9GA0912H1D01](#) [9GA0924H1011](#) [9GA0924H102](#) [9GA0924H1D011](#) [9GA0948H102](#)