

4

3

2

1

THIS DRAWING IS UNPUBLISHED.

RELEASED FOR PUBLICATION

2015

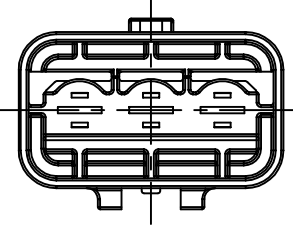
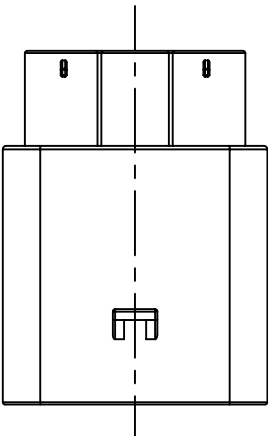
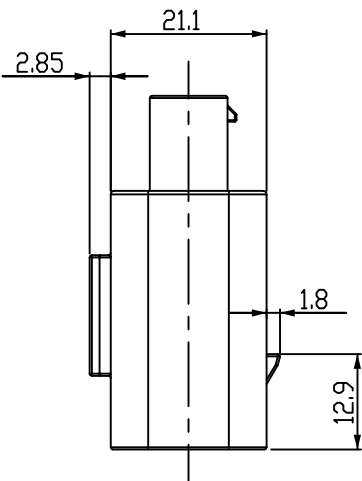
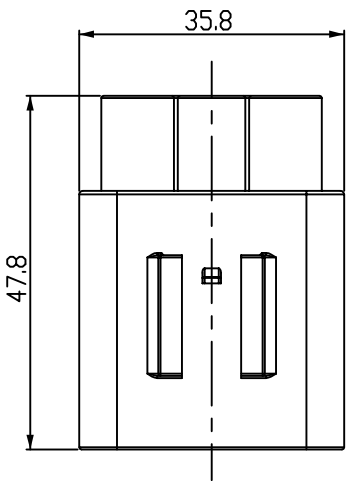
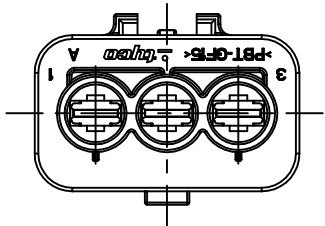
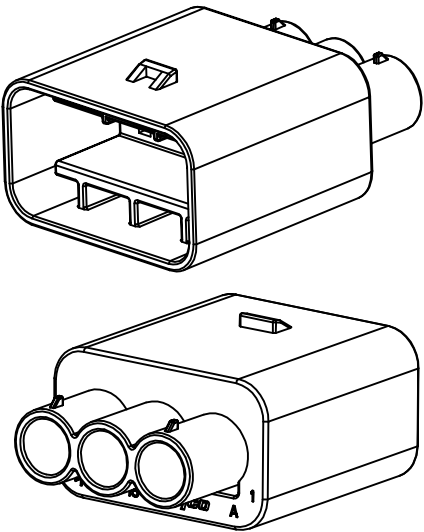
© COPYRIGHT 2006

BY TE CONNECTIVITY

ALL RIGHTS RESERVED.

REVISIONS

P	LTR	DESCRIPTION	DATE	DWN	APVD
	A1	REVISED (ECR-15-008546)	09.JUN'15	JM	HG




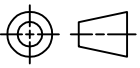
- NOTES
1. APPLICABLE WIRE COVER HSG P/N : 1743274-X
 2. GENERAL TOLERANCE : ± 0.3 , $\pm 3^\circ$
 3. APPLICABLE TAB CONTACT P/N :

CONTACT	SPT TERMINAL		
P/N	964310	964312	964314
WIRE SIZE(mm) ²	0.5~1.0	1.5~2.5	2.5~4.0

4. APPLICABLE WIRE SEAL P/N :

PART NO.	WIRE INSULATION DIAMETER(mm)	COLOR
963243-1	1.4~2.1	BLUE
963244-1	2.2~3.0	WHITE
963245-1	3.4~3.7	YELLOW
100132-1	CAVITY PLUG	BLACK

(A1)	1	BLACK	PBT-GF15	CAP HSG	1743757-2
NO.	COLOR/FINISH	MATERIAL	DESCRIPTION	P/N	

THIS DRAWING IS A CONTROLLED DOCUMENT.		DWN JM JEON	 TE Connectivity		
		CHK JW JUNG			
DIMENSIONS: mm		APVD HG CHO	NAME		
		PRODUCT SPEC	CAP HSG FOR SPT SEALED 3POS CONN'R		
		APPLICATION SPEC			
MATERIAL		WEIGHT	SIZE	CAGE CODE	DRAWING NO
SEE TABLE			A3	00779	C-1743757
FINISH			RESTRICTED TO		
-			-		
CUSTOMER DRAWING			SCALE	SHEET	REV
			1:1	1 OF 1	A1

Mouser Electronics

Authorized Distributor

Click to View Pricing, Inventory, Delivery & Lifecycle Information:

[TE Connectivity:](#)

[1743757-2](#)