

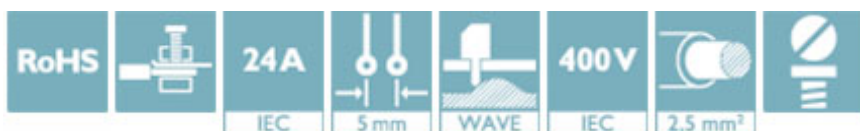
PCB terminal block - MKKDSH 3/ 2 BK - 1890028

Please be informed that the data shown in this PDF Document is generated from our Online Catalog. Please find the complete data in the user's documentation. Our General Terms of Use for Downloads are valid (<http://phoenixcontact.com/download>)




PCB terminal block, nominal current: 24 A, pitch: 5 mm, number of positions: 2, connection method: Screw connection with tension sleeve, mounting: Wave soldering, conductor/PCB connection direction: 0 °, color: black. The article can be aligned to create different nos. of positions!

The figure shows the green product version



Key Commercial Data

Packing unit	50 pc
GTIN	 4 017918 383923
GTIN	4017918383923

Technical data

Dimensions

Length [l]	11.1 mm
Pitch	5 mm
Dimension a	5 mm
Width [w]	10 mm
Height	31.5 mm
Height [h]	36.5 mm
Solder pin [P]	5 mm
Hole diameter	1.3 mm

General

Range of articles	MKKDSH 3
Insulating material group	I
Rated surge voltage (III/3)	4 kV
Rated surge voltage (III/2)	4 kV
Rated surge voltage (II/2)	4 kV
Rated voltage (III/3)	250 V
Rated voltage (III/2)	400 V

PCB terminal block - MKKDSH 3/ 2 BK - 1890028

Technical data

General

Rated voltage (U/2)	630 V
Connection in acc. with standard	EN-VDE
Nominal current I _N	24 A
Nominal cross section	2.5 mm ²
Maximum load current	24 A (with 4 mm ² conductor cross section)
Insulating material	PA
Flammability rating according to UL 94	V0
Internal cylindrical gage	A3
Stripping length	7 mm
Number of positions	2
Screw thread	M3
Tightening torque, min	0.5 Nm
Tightening torque max	0.6 Nm

Connection data

Conductor cross section solid min.	0.2 mm ²
Conductor cross section solid max.	4 mm ²
Conductor cross section flexible min.	0.2 mm ²
Conductor cross section flexible max.	2.5 mm ²
Conductor cross section flexible, with ferrule without plastic sleeve min.	0.25 mm ²
Conductor cross section flexible, with ferrule without plastic sleeve max.	1.5 mm ²
Conductor cross section flexible, with ferrule with plastic sleeve min.	0.25 mm ²
Conductor cross section flexible, with ferrule with plastic sleeve max.	2.5 mm ²
Conductor cross section AWG min.	24
Conductor cross section AWG max.	12
2 conductors with same cross section, solid min.	0.2 mm ²
2 conductors with same cross section, solid max.	1.5 mm ²
2 conductors with same cross section, stranded min.	0.2 mm ²
2 conductors with same cross section, stranded max.	1.5 mm ²
2 conductors with same cross section, stranded, ferrules without plastic sleeve, min.	0.25 mm ²
2 conductors with same cross section, stranded, ferrules without plastic sleeve, max.	0.75 mm ²
2 conductors with same cross section, stranded, TWIN ferrules with plastic sleeve, min.	0.5 mm ²
2 conductors with same cross section, stranded, TWIN ferrules with plastic sleeve, max.	1.5 mm ²

Standards and Regulations

Connection in acc. with standard	EN-VDE
	CUL
Flammability rating according to UL 94	V0

Environmental Product Compliance

PCB terminal block - MKKDSH 3/ 2 BK - 1890028

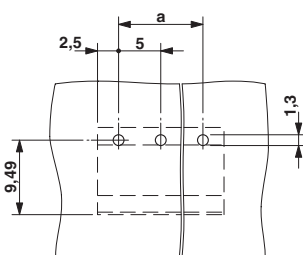
Technical data

Environmental Product Compliance

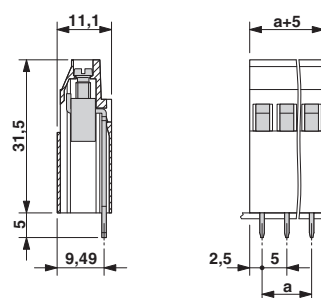
REACH SVHC	Lead 7439-92-1
China RoHS	Environmentally Friendly Use Period = 50
	For details about hazardous substances go to tab "Downloads", Category "Manufacturer's declaration"

Drawings

Drilling diagram



Dimensional drawing



Approvals

Approvals

Approvals

UL Recognized / cUL Recognized / IECCEB Scheme / SEV / EAC / cULus Recognized

Ex Approvals

Approval details

UL Recognized		http://database.ul.com/cgi-bin/XYV/template/LISEXT/1FRAME/index.htm	FILE E 60425
	D	B	
Nominal voltage UN	300 V	125 V	
Nominal current IN	10 A	15 A	
mm ² /AWG/kcmil	30-12	30-12	

PCB terminal block - MKKDSH 3/ 2 BK - 1890028

Approvals

cUL Recognized		http://database.ul.com/cgi-bin/XYV/template/LISEXT/1FRAME/index.htm	FILE E 60425
	D	B	
Nominal voltage UN	300 V	125 V	
Nominal current IN	10 A	15 A	
mm ² /AWG/kcmil	30-12	30-12	

IECEE CB Scheme		http://www.iecee.org/	CH-8225
Nominal voltage UN	250 V		
Nominal current IN	24 A		
mm ² /AWG/kcmil	4		

SEV		https://www.electrosuisse.ch/de/meta/shop/produktzertifikate.html	IK-3542-M1
Nominal voltage UN	250 V		
Nominal current IN	24 A		
mm ² /AWG/kcmil	4		

EAC		B.01742
-----	--	---------

cULus Recognized	
------------------	--

Phoenix Contact 2018 © - all rights reserved
<http://www.phoenixcontact.com>
 PHOENIX CONTACT GmbH & Co. KG
 Flachsmarktstr. 8
 32825 Blomberg
 Germany
 Tel. +49 5235 300
 Fax +49 5235 3 41200
<http://www.phoenixcontact.com>

Mouser Electronics

Authorized Distributor

Click to View Pricing, Inventory, Delivery & Lifecycle Information:

[Phoenix Contact:](#)

[1890028](#)