THIS DRAWING IS UNPUBLISHED. RELEASED FOR PUBLICATION – ,– .
© COPYRIGHT – BY TYCO ELECTRONICS CORPORATION. ALL INTERNATIONAL RIGHTS RESERVED.

PART NUMBER	REV	FIRST USED
1385240–1	C	122500–1
1385240–2	C	565435–5
1385240–3	C	354500–1

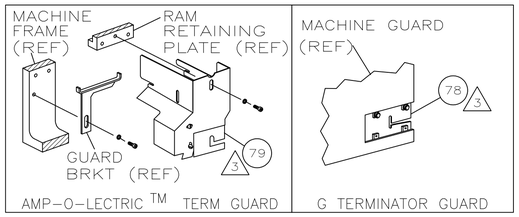

TERMINAL NAME: TERM F M/P 150 SER △6

AMP PN	MFR PN
286933	12084200
SEAL PN	MFR PN
286934	12052925

PACKARD TERMINAL AMP CRIMP SPECS

PAD LTR	CRIMP HEIGHT	WIRE SIZE
A	.043 ±.002 [1.09 ±0.05mm]	20
B	.039 ±.002 [0.99 ±0.05mm]	22
C	NOT	USED
D	NOT	USED

CRIMP	SIZE	TYPE	RANGE
WIRE	.070 [1.78mm]	F	22–20
INSUL	.160 [4.06mm]	0	.087 MAX

WIRE STRIP LENGTH	TERM APPL SPEC	FEED	APPL INSTRUCTION	SET UP GAGE	LAYOUT
–	–	.481	408–8040	458637–1	L2511

LOC	DIST
A	66

REVISIONS

P	LTR	DESCRIPTION	DATE	DWN	APVD
	C	ECR–09–013446	6–2009	MY	TE

–1	LEADMAKER	MECH POST FEED
–2	BENCH MODEL K	MECH PRE FEED
–3	BENCH MODEL G	MECH PRE FEED

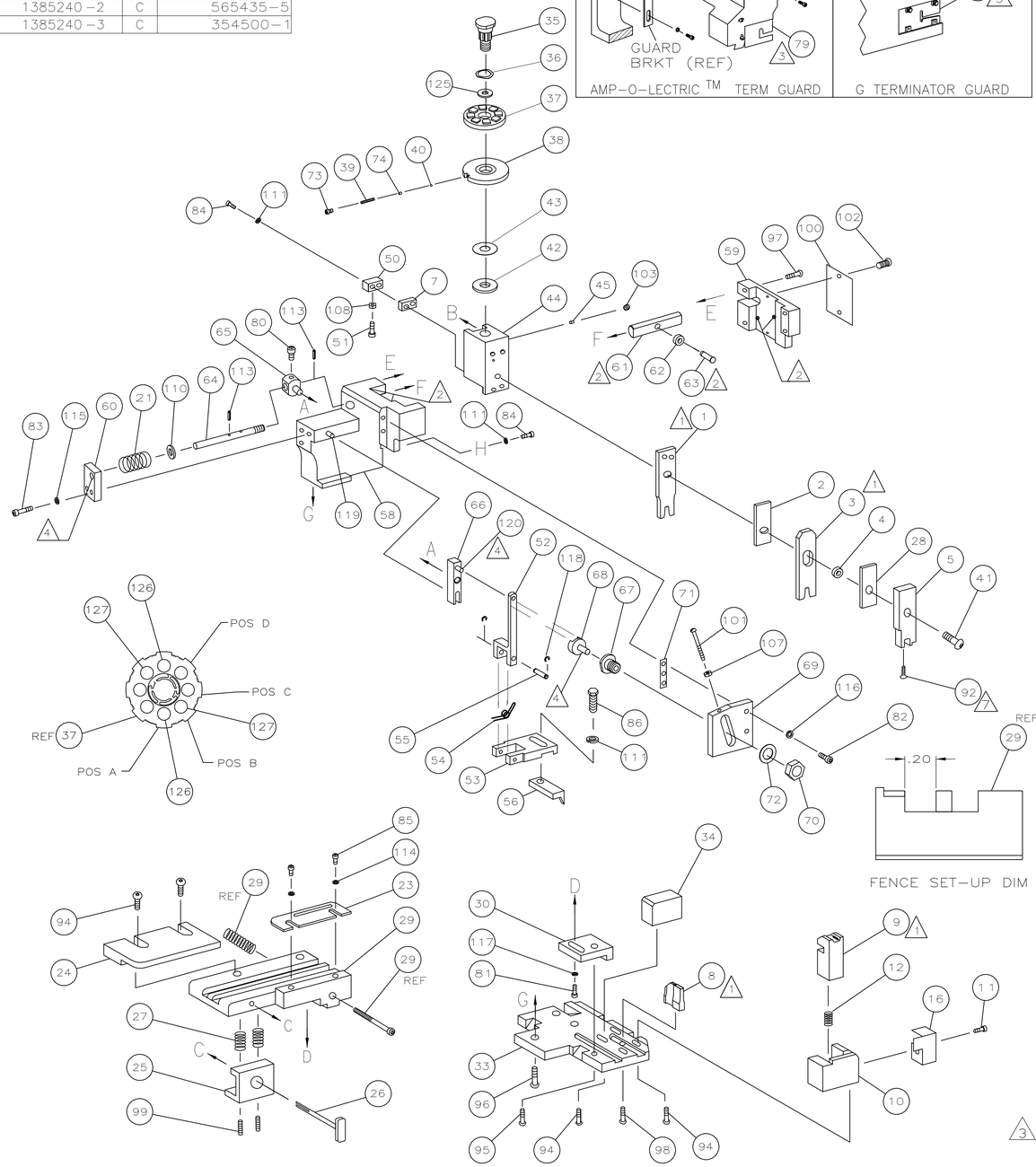

						129
						128
2	2	2	–	5–354779–4	PIN, WIRE DISC (.3260)B	127
2	2	2	–	4–354779–6	PIN, WIRE DISC (.3220)A	126
1	1	1	–	986950–1	WASHER, FLAT PRECISION	125
1	1	1	–	217238–1	GENERAL INSTRUCTION PACKAGE	124
1	1	1	–	4088040	SF APPL INST 408–8040	123
						122
						121
REF	REF	REF	–	1–21030–1	PIN,DOWEL(Ø.187x.50)LEVER	120
REF	REF	REF	–	1–21030–6	PIN,DOWEL(Ø.187x1.25)HOUSING	119
REF	REF	REF	–	21045–3	RING,RET "C"(Ø.187)FD FING PIN	118
1	1	1	–	21024–5	WASHER, LOCK(#10)ADJ BLOCK	117
REF	REF	REF	–	21024–5	WASHER,LOCK(#10)ADJ PLATE	116
REF	REF	REF	–	21024–5	WASHER,LOCK(#10)FEED GDE ROD	115
2	2	2	–	21024–2	WASHER,LOCK(#4)FRONT STP GUIDE	114
REF	REF	REF	–	5–21028–1	PIN,SLT SPR(Ø.125x.50)ADJ ROD	113
						112
4	4	4	–	21024–4	WASHER,LOCK(#8)STRIPPER	111
REF	REF	REF	–	21899–4	WASHER,FLAT(Ø5/16)SCREW ADJ	110
						109
1	1	1	–	21018–5	NUT,HEX(NO.6)HOLDDOWN	108
REF	REF	REF	–	21068–5	NUT,HEX(6–32)FEED ADJ	107
						106
						105
						104
1	1	1	–	21009–2	SCR,SKT SET(1/4–20x.25 LW)RAM	103
2	2	2	–	21017–2	SCR,DRIVE(#2x.19)ID PLATE	102
REF	REF	REF	–	5–23715–5	SCR,PAN HD(6–32x1.50)FEED ADJ	101
1	1	1	–	461264–1	PLATE, IDENTIFICATION	100
2	2	2	–	5–21006–6	SCR,SET(10–32x.75)DRAG	99
1	1	1	–	22733–8	SCR,BHC(8–32x.38 LW)ANVIL	98
REF	REF	REF	–	2–21002–9	SCR,BHC(10–32x.75)CAP	97
REF	REF	REF	–	2–22733–8	SCR,BHC(1/4–20x.62)HOUSING	96
REF	REF	REF	–	2–21002–7	SCR,BHC(10–32x.50)SG ADJ BLOCK	95
6	6	6	–	2–21002–2	SCR,BHC(8–32x.50)TERM H DWN	94
2	2	2	–	2–21002–3	SCR,BHC(8–32x.62)R STP GDE	93
1	1	1	–	1–21003–9	SCR,FHC(6–32x.38)DEP	92
1	1	1	–	1–21002–7	SCR,BHC(6–32x.38)CAM	91
						90
						89
						88
						87
1	1	1	–	2–22603–0	SCR,HEX HD(8–32x.31)FEED FINGER	86
2	2	2	–	1–21000–3	SCR,SHC(4–40x.25)F ST GUIDE	85
3	3	3	–	2–21000–7	SCR,SHC(8–32x.50)STRIPPER	84
REF	REF	REF	–	3–21000–7	SCR,SHC(10–32x.75)FEED ROD GD	83
REF	REF	REF	–	3–21000–6	SCR,SHC(10–32x.62)FD ADJ BLK	82
1	1	1	–	3–21000–4	SCR,SHC(10–32x.38)SG ADJ BL	81
REF	REF	REF	–	3–21000–4	SCR,SHC(10–32x.38)PIVOT BLK	80
–	REF	–	–	455749–1	GUARD, WINDOW	79
REF	–	–	–	679532–1	INSERT, GUARD	78
						77
						76
						75
1	1	1	–	690603–1	SPRING, ASSIST	74
1	1	1	–	23030–1	SCR,SHC(6–32x.25 SL)INS DISC	73
REF	REF	REF	–	458109–1	WASHER, SPECIAL	72
REF	REF	REF	–	690517–1	SPACER	71
–3	–2	–1	U/M	PART NO	DESCRIPTION	ITEM NO

QTY REQD PER ASSY — PARTS LIST

REF	REF	REF	–	22594–8	NUT,HEX(1/2–20)	70
REF	REF	REF	–	240628–1	PLATE, ADJUSTMENT	69
REF	REF	REF	–	240626–1	SHAFT, PIVOT	68
REF	REF	REF	–	240633–1	BUSHING	67
REF	REF	REF	–	455680–1	LEVER, INTERMEDIATE	66
REF	REF	REF	–	240629–1	BLOCK, PIVOT	65
REF	REF	REF	–	240632–2	SCREW, ADJ FEED ROD	64
REF	REF	REF	–	240659–3	PIN, CAM ROLLER	63
REF	REF	REF	–	240658–1	ROLLER, CAM	62
REF	REF	REF	–	454398–2	ROD, FEED	61
REF	REF	REF	–	454178–1	GUIDE, FEED ROD	60
REF	REF	REF	–	454220–1	CAP, RAM	59
REF	REF	REF	–	454485–1	HOUSING	58
						57
1	1	1	–	458537–2	PAWL, FEED	56
REF	REF	REF	–	240624–1	PIN, FEED FINGER	55
REF	REF	REF	–	691499–1	SPRING, FEED FINGER	54
REF	REF	REF	–	690541–1	HOLDER, FEED FINGER	53
REF	REF	REF	–	455679–2	LEVER, TERMINAL FEED ARM	52
1	1	1	–	811242–2	BUMPER, HOLDDOWN	51
1	1	1	–	690753–1	SPACER, TONKER	50
1	–	–	–	690602–6	CAM, PRE–FEED 1 5/8 ST	49
–	1	–	–	690602–5	CAM, PRE–FEED 1 1/8 ST	48
–	–	1	–	690501–4	CAM, POST–FEED 1 5/8 ST	47
1	1	1	–	459456–2	APPLICATOR, BASIC (SUBASSY)	46
1	1	1	–	690191–1	PLUG, NYLON	45
1	1	1	–	455673–1	RAM	44
1	1	1	–	690125–1	WASHER, LAMINATED	43
1	1	1	–	690124–1	WASHER, RAM	42
1	1	1	–	7–21002–9	BOLT, CRIMPER(5/16x1.00)	41
1	1	1	–	23241–6	BALL, STEEL	40
1	1	1	–	690170–1	SPRING, COMPRESSION	39
1	1	1	–	690142–1	DISC, INSULATION	38
1	1	1	–	354777–1	WIRE DISC, PLASTIC	37
1	1	1	–	22480–5	WASHER, SPRING	36
1	1	1	–	690212–1	POST, RAM	35
1	1	1	–	2–690786–3	SUPPORT, TERMINAL	34
REF	REF	REF	–	455675–1	PLATE, BASE	33
						32
						31
REF	REF	REF	–	455689–1	BLOCK, STRIP GUIDE ADJ	30
1	1	1	–	318042–1	STRIP GUIDE PLATE ASSY	29
1	1	1	–	455888–6	SPACER, FRONT SHEAR DEP	28
2	2	2	–	1–22284–0	SPRING, DRAG	27
1	1	1	–	690546–1	LEVER, DRAG RELEASE	26
1	1	1	–	240792–1	DRAG, TERMINAL	25
1	1	1	–	2–90765–5	GUIDE, STRIP (REAR)	24
1	1	1	–	690438–1	GUIDE, STRIP (FRONT)	23
–	–	1	–	690472–2	STRIPPER	22
REF	REF	REF	–	4–22284–9	SPRING, FEED RETURN	21
						20
1	1	–	–	690472–1	STRIPPER	19
						18
						17
1	1	1	–	318563–1	GUARD, CHIP, FRONT	16
						15
						14
						13
1	1	1	–	3–22280–3	SPRING, SHEAR	12
1	1	1	–	690461–2	STOP, SHEAR	11
1	1	1	–	1–690459–0	HOLDER, SHEAR (FRONT)	10
1	1	1	–	318707–2	SHEAR, FLOAT (FRONT)	9
1	1	1	–	4–662185–1	ANVIL	8
1	1	1	–	1–240641–7	SPACER, DEPRESSOR (REAR)	7
						6
1	1	1	–	318701–1	DEPRESSOR, SHEAR (FRONT)	5
1	1	1	–	1–230811–0	SPACER, BLOCK CRIMPER	4
1	1	1	–	1–904741–9	CRIMPER, INSULATION	3
1	1	1	–	1–455888–6	SPACER, CRIMPER	2
1	1	1	–	3–456404–9	CRIMPER, WIRE	1
–3	–2	–1	U/M	PART NO	DESCRIPTION	ITEM NO

QTY REQD PER ASSY — PARTS LIST

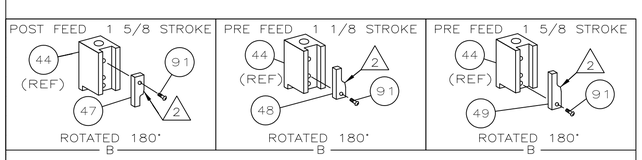

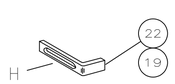

LEADMAKER & BENCH MACHINE

△1 RECOMMENDED SPARE PARTS.

△2 GREASE LIGHTLY.

△3 GUARD MUST BE IN PLACE WHEN OPERATING APPLICATOR IN A BENCH MACHINE.

△4 LUBRICATE DAILY USING NO. 20 MACHINE OIL.

5. ITEMS WITH QTY OF REF SPECIFIED (EXCEPT ITEMS 78 AND 79) ARE USED ON ITEM 46.

△6 APPLICATOR APPLIES TERMINAL WITH SEAL PN 12052925.

△7 APPLY TORQ–SEAL IN ALLEN SOCKET TO FILL HOLE AFTER FLAT HD HAS BEEN ADJUSTED TO CORRECT HEIGHT AT QUALIFICATION. APPLY PN 1–23419–5 LOC–TITE TO THREADS.

THIS DRAWING IS A CONTROLLED DOCUMENT.

DIMENSIONS: INCHES

TOLERANCES UNLESS OTHERWISE SPECIFIED:
0 PLC ± –
1 PLC ± –
2 PLC ± .02
3 PLC ± –
4 PLC ± –
ANGLES ± –

MATERIAL –
FINISH –

DWN C.REICHELDERFER 01MAR01
CHK –
APVD T.FLRIN 01MAR01
PRODUCT SPEC –
APPLICATION SPEC –
WEIGHT –

Tyco Electronics
Tyco Electronics Corporation
Harrisburg, PA 17105–3608

NAME SIDE FEED HDM APPLICATOR – –

SIZE	CAGE CODE	DRAWING NO	RESTRICTED TO
A1	00779	C–1385240	–

CUSTOMER DRAWING SCALE – SHEET 1 OF 1 REV C

4805 (1/08)

15JUN2009 2:08pm

Mouser Electronics

Authorized Distributor

Click to View Pricing, Inventory, Delivery & Lifecycle Information:

TE Connectivity:

1385240-2