

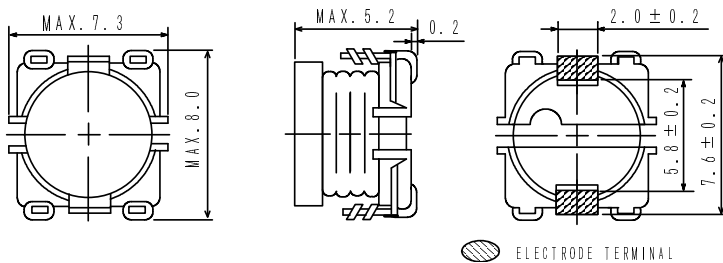
SMD Power Inductor CDH74



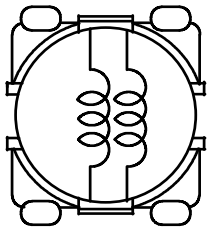
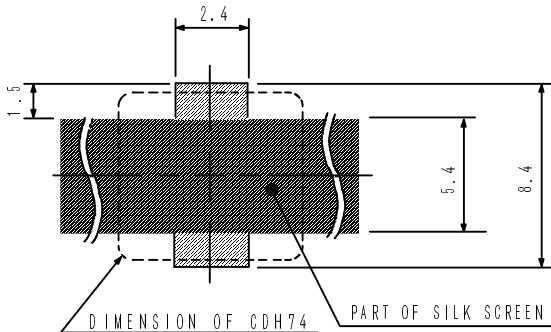
Halogen Free



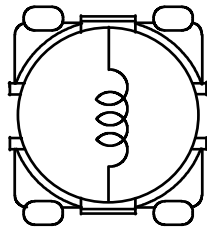
Dimension - [mm]



Land pattern and Schematics - [mm]



10 μH ~ 33 μH



39 μH ~ 470 μH

Description

- Ferrite drum core construction.
- Magnetically unshielded.
- L × W × H: 8.0 × 7.3 × 5.2 mm Max.
- Product weight: 0.7g(Ref.)
- Moisture Sensitivity Level: 1
- RoHS compliance.
- Halogen Free available.

Environmental Data

- Operating temperature range: -40°C ~ +100°C (including coil's self temperature rise)
- Storage temperature range: -40°C ~ +100°C
- Solder reflow temperature: 260 °C peak.

Packaging

- Carrier tape and reel packaging.
- 12.9" diameter reel
- 1000pcs per reel

Applications

- Ideally used in Notebook PC, Projector, LCD TV, Game machine, STB etc as DC-DC converter inductors.

SMD Power Inductor CDH74



Electrical Characteristics

Part Name	Stamp	Inductance (μ H) [within] ※1	D.C.R.(Ω) Max. (Typ.) (at 20°C)	Rated Current (A) ※2
CDH74NP-100LC	100	10 \pm 15%	56m (43m)	2.75
CDH74NP-120LC	120	12 \pm 15%	65m (50m)	2.45
CDH74NP-150LC	150	15 \pm 15%	83m (64m)	2.10
CDH74NP-180LC	180	18 \pm 15%	94m (72m)	1.95
CDH74NP-220LC	220	22 \pm 15%	0.13(0.10)	1.70
CDH74NP-270KC	270	27 \pm 10%	0.16(0.12)	1.55
CDH74NP-330KC	330	33 \pm 10%	0.17(0.13)	1.45
CDH74NP-390KC	390	39 \pm 10%	0.21(0.16)	1.30
CDH74NP-470KC	470	47 \pm 10%	0.23(0.18)	1.20
CDH74NP-560KC	560	56 \pm 10%	0.26(0.20)	1.15
CDH74NP-680KC	680	68 \pm 10%	0.35(0.27)	1.00
CDH74NP-820JC	820	82 \pm 5%	0.48(0.37)	0.92
CDH74NP-101JC	101	100 \pm 5%	0.55(0.42)	0.81
CDH74NP-121JC	121	120 \pm 5%	0.62(0.48)	0.73
CDH74NP-151JC	151	150 \pm 5%	0.72(0.55)	0.71
CDH74NP-181JC	181	180 \pm 5%	0.82(0.63)	0.66
CDH74NP-221JC	221	220 \pm 5%	1.08(0.83)	0.55
CDH74NP-271JC	271	270 \pm 5%	1.38(1.10)	0.48
CDH74NP-331JC	331	330 \pm 5%	1.55(1.24)	0.40
CDH74NP-391JC	391	390 \pm 5%	2.09(1.67)	0.38
CDH74NP-471JC	471	470 \pm 5%	2.39(1.91)	0.33

※1. Inductance Measuring condition : at 1kHz

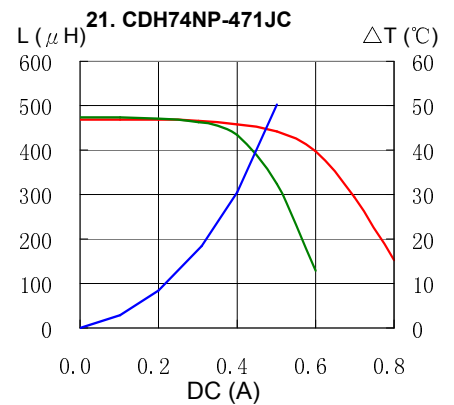
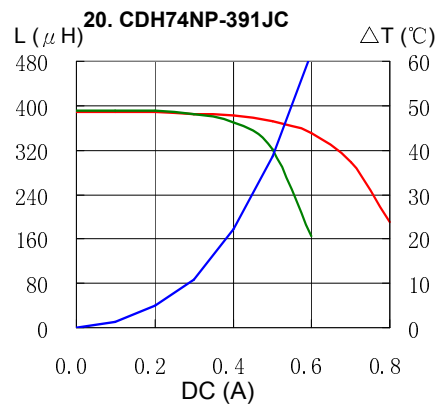
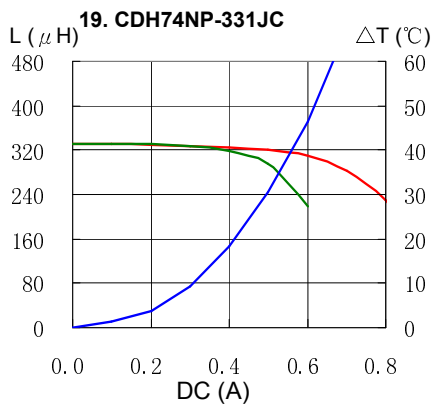
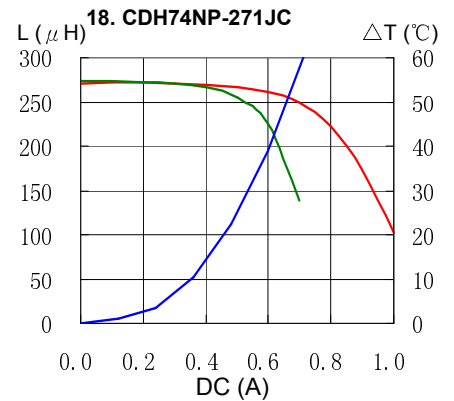
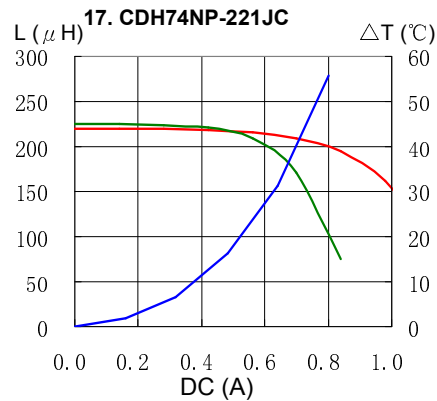
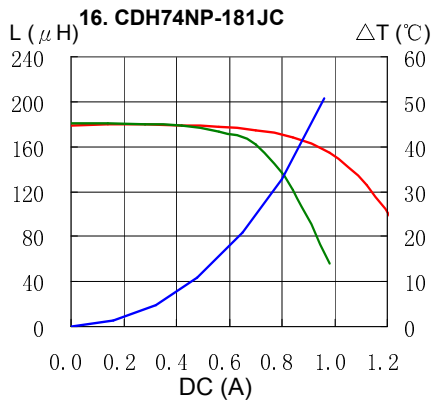
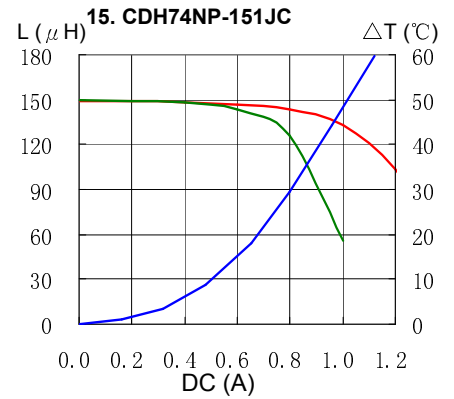
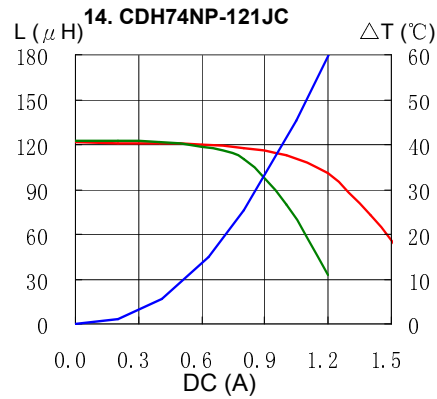
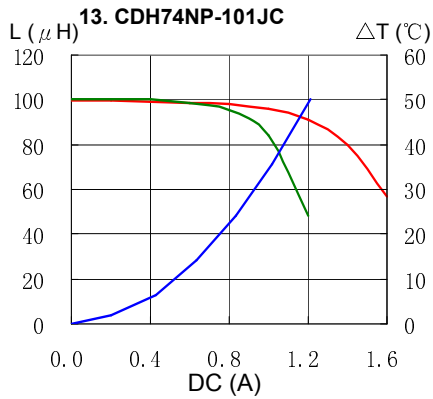
※2. Rated current: The DC current at which the inductance decreases to 90% of it's initial value or when $\Delta t=40^{\circ}\text{C}$, whichever is lower ($T_a=20^{\circ}\text{C}$).

SMD Power Inductor CDH74



Saturation Current & Temperature Rise Graph

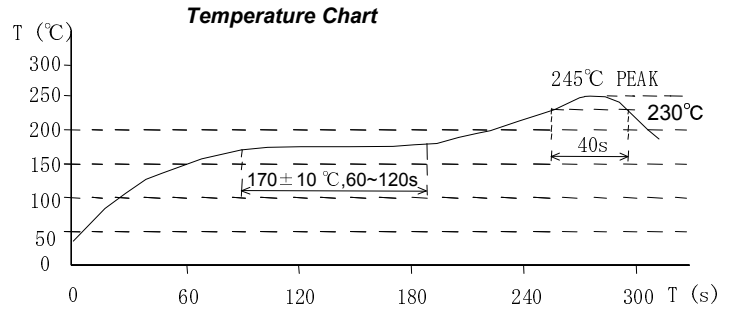
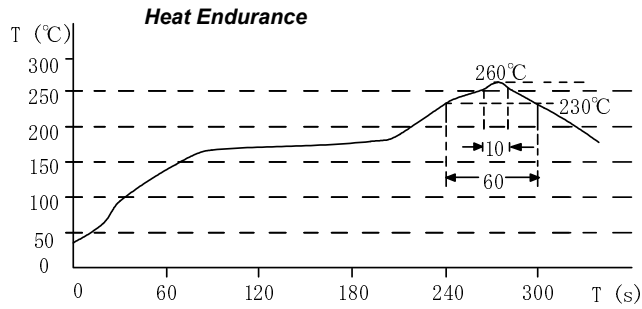
— L (20°C) — L (100°C) — ΔT



SMD Power Inductor CDH74



Solder Reflow Condition



Please refer to the sales offices on our website - <http://www.sumida.com>

Hong Kong

Tel.+852-2880-6781
FAX.+852-2565-9600
sales@hk.sumida.com

Saitama(Japan)

Tel.+81-48-691-7300
FAX.+81-48-691-7340
sales@jp.sumida.com

Chicago

Tel.+1-847-545-6700
FAX. +1-847-545-6720
sales@us.sumida.com

Shanghai

Tel.+86-21-5836-3299
FAX.+86-21-5836-3266
shanghai.sales@cn.sumida.com

Seoul

Tel.+82-2-6237-0777
FAX.+82-2-6237-0778
sales@kr.sumida.com

Oberzell

Tel.+49-8591-937-0
FAX. +49-8591-937-103
contact@eu.sumida.com

Shenzhen

Tel.+86-755-8291-0228
FAX.+86-755-8291-0338
shenzhen.sales@cn.sumida.com

Singapore

Tel.+65-6296-3388
FAX.+65-6841-4426
sales@sg.sumida.com

Neumarkt

Tel.+49-9181-4509-110
FAX. +49-9181-4509-310
infocomp@eu.sumida.com

Taipei

Tel.+886-2-8751-2737
FAX.+886-2-8751-2738
sales@tw.sumida.com

San Jose

Tel.+1-408-321-9660
FAX.+1-408-321-9308
sales@us.sumida.com

Mouser Electronics

Authorized Distributor

Click to View Pricing, Inventory, Delivery & Lifecycle Information:

Sumida:

[CDH74NP-120LC](#) [CDH74NP-390KC](#) [CDH74NP-220LC](#) [CDH74NP-221JC](#) [CDH74NP-680KC](#) [CDH74NP-121JC](#)
[CDH74NP-150LC](#) [CDH74NP-391JC](#) [CDH74NP-470KC](#) [CDH74NP-270KC](#) [CDH74NP-820JC](#) [CDH74NP-271JC](#)
[CDH74NP-151JC](#) [CDH74NP-181JC](#) [CDH74NP-331JC](#) [CDH74NP-180LC](#) [CDH74NP-560KC](#) [CDH74NP-101JC](#)
[CDH74NP-330KC](#) [CDH74NP-100LC](#) [CDH74NP-471JC](#)