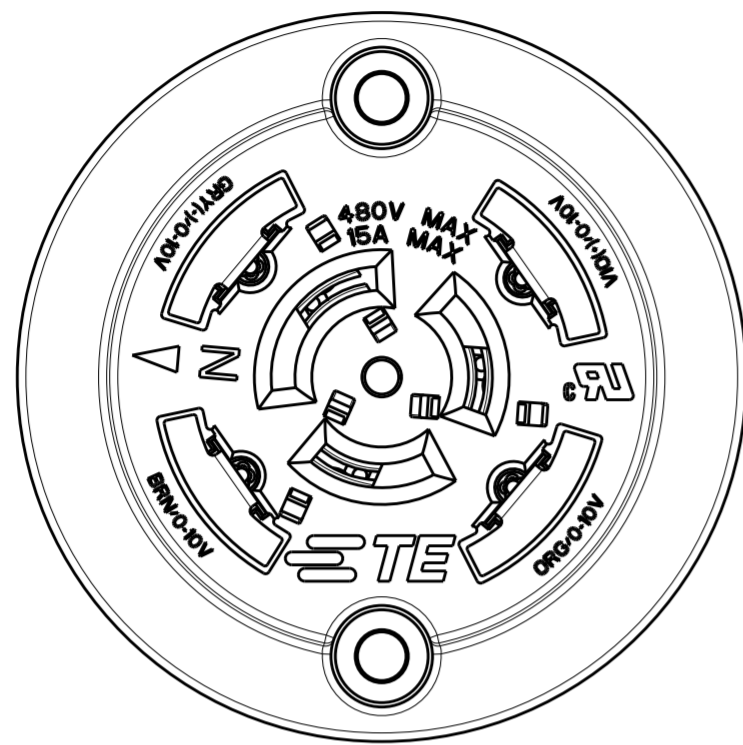


THIS DRAWING IS UNPUBLISHED. RELEASED FOR PUBLICATION 20  
 © COPYRIGHT 20 BY - ALL RIGHTS RESERVED.

LOC		DIST		REVISIONS			
P	LTR	DESCRIPTION	DATE	DWN	APVD		
A10		REVISED PER ECR-17-014440	04OCT2017	RK	DD		
A11		REVISED PER ECR-18-003629	19MAR2018	GCM	DD		
A12		REVISED PER ECR-19-000202	15JAN2019	DHC	DD		
A13		REVISED PER ECR-19-007757	22MAY2019	SR	JL		

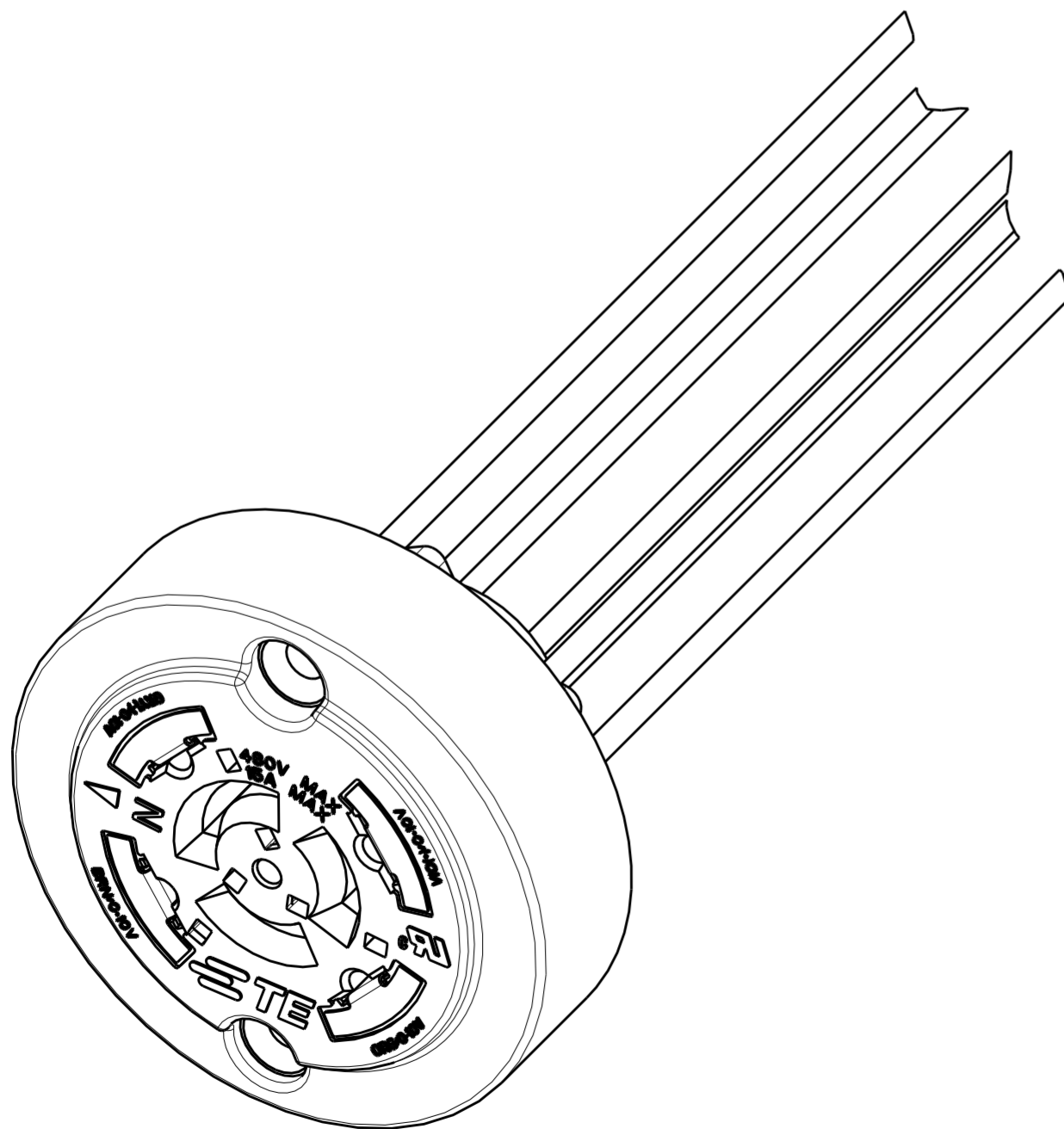
- 10 PRELIMINARY.
- 11 FOR PART NUMBER 5-2213362-4 ONLY, STRIP AND REMOVE INSULATION AS SHOWN. LEAD WIRES TO BE SOLDER DIPPED.



SEE SHEET 2 FOR WIRING COLOR CODE

NOTES:

1. MATERIALS:  
HOUSING: GLASS-FILLED THERMOPLASTIC, UL 94V-0 RATED DIMMING CONTACTS (2 OR 4) AND LINE VOLTAGE CONTACTS (3): COPPER ALLOY
2. FINISH:  
DIMMING CONTACTS (2 OR 4): NICKEL UNDERPLATE ENTIRE CONTACT 0.127 μm MIN THICK. GOLD PLATE CONTACT PAD AREA (MATING FACE SIDE ONLY) 0.76 μm MIN THICK. MATTE TIN PLATE TAB ON BOTH SIDES 0.30 μm MIN THICK. LINE VOLTAGE CONTACTS (3): TIN PLATE.
- 3 LINE VOLTAGE CONDUCTORS (3):  
14 AWG, 600V, 150°C RATED, COPPER 41/30 STRANDED PER UL STYLE AWM 3321.
- 4 MATING INTERFACE PER ANSI C136.41-2013.
- 5 OPTIONAL DIMMING CONTACTS (2) SUPPLIED.
- 6 DIMMING CONDUCTORS (2 OR 4):  
18 AWG, 600V, 150°C RATED, 16/30 STRANDED, PER UL STYLE AWM 3321.
- 7 LINE VOLTAGE CONDUCTORS (3):  
14 AWG, 600V, 105°C RATED, COPPER 41/30 STRANDED. PER UL STYLE AWM 1015.
- 8 DIMMING CONDUCTORS (2 OR 4):  
18 AWG, 600V, 105°C RATED, COPPER 16/30 STRANDED. PER UL STYLE AWM 1015.
- 9 LUBRICATION: GOLD PLATED CONTACT PAD SURFACES OF DIMMING CONTACTS ARE LUBRICATED WITH A TRANSPARENT (NON-VISIBLE) LUBRICANT TO IMPROVE DURABILITY AND PERFORMANCE. AVOID CONTACT WITH THESE SURFACES WHICH MAY RESULT IN REMOVAL OF LUBRICANT.



1036.3	1000	986.5	7	AND	8	4	5	8-2213362-4	10
266.3	230.0	216.5	7	AND	8	4	5	7-2213362-4	
341.1	304.8	-			3	-		6-2213362-2	10
341.1	304.8	291.3	7	AND	8	4	5	5-2213362-4	11 10
950.7	914.4	914.4	7	AND	8	4	5	4-2213362-4	10
73.0	35.0	35.0	7	AND	8	4	5	3-2213362-4	10
1865.1	1828.8	1815.3	3	AND	6	2		3-2213362-1	10
736.3	700.0	686.5	7	AND	8	4	5	2-2213362-4	
696.3	660.0	646.5	3	AND	6	4	5	2-2213362-2	10
696.3	660.0	646.5	3	AND	6	2		2-2213362-1	
536.3	500.0	486.5	7	AND	8	4	5	1-2213362-4	
536.3	500.0	486.5	7	AND	8	2		1-2213362-3	10
536.3	500.0	486.5	3	AND	6	2		1-2213362-1	10
341.1	304.8	291.3	7	AND	8	4	5	2213362-4	
341.1	304.8	291.3	7	AND	8	2		2213362-3	
341.1	304.8	291.3	3	AND	6	4	5	2213362-2	
341.1	304.8	291.3	3	AND	6	2		2213362-1	
C	A	B	WIRE STYLE		QUANTITY OF DIMMING CONTACTS			PART NO.	
OVERALL LENGTH	WIRE LENGTH								

THIS DRAWING IS A CONTROLLED DOCUMENT.

DWN: J. SHAFFER 26 JUN 2013  
 CHK: E. HOWARD 26 JUN 2013  
 APVD: E. HOWARD 26 JUN 2013

**STE** TE Connectivity

NAME: RECEPTACLE ASSEMBLY, DIMMABLE PHOTOCONTROL

PRODUCT SPEC: 108-32059  
 APPLICATION SPEC: 114-32115

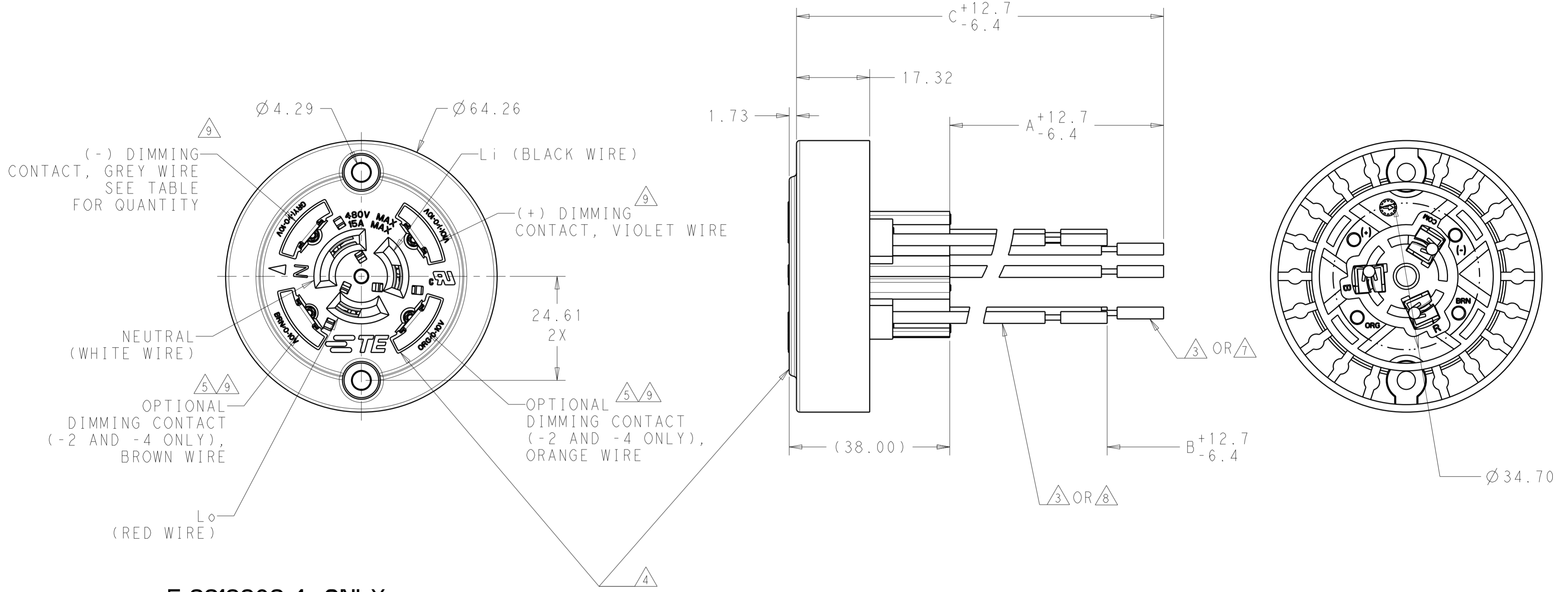
SIZE: A2 CAGE CODE: 00779 DRAWING NO: C-2213362 RESTRICTED TO: -

MATERIAL: - FINISH: - WEIGHT: -

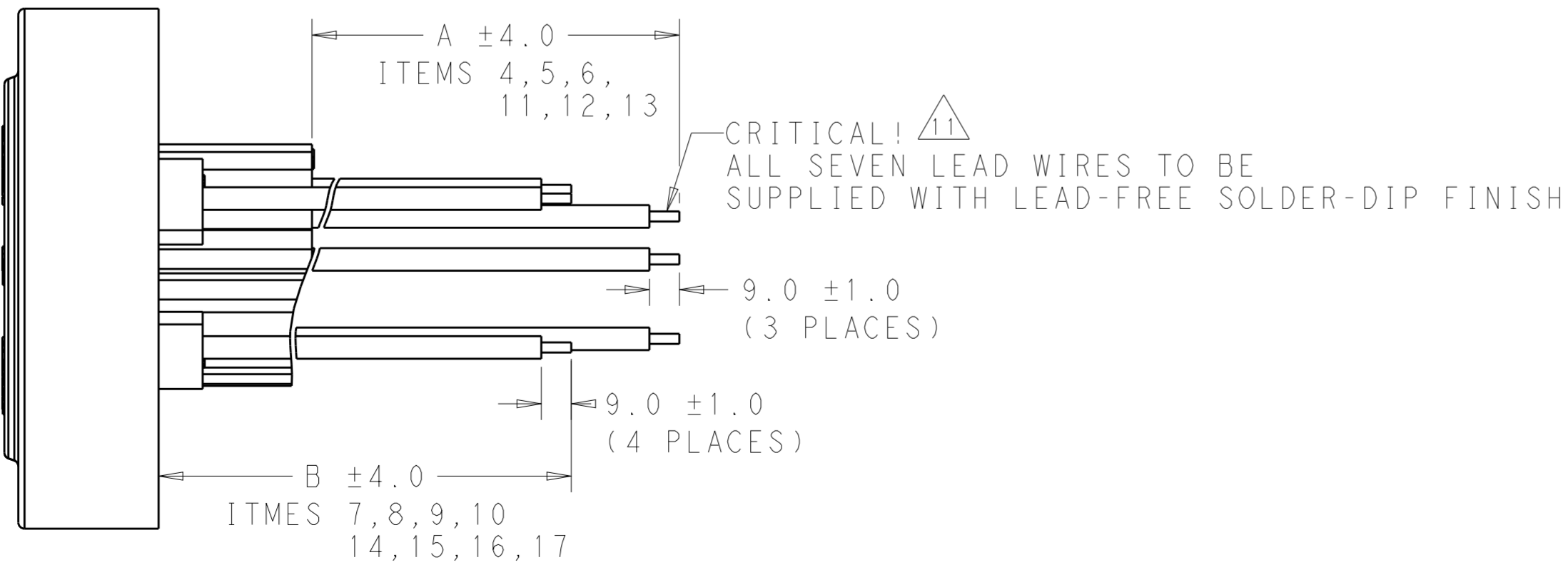
CUSTOMER DRAWING SCALE: 1:1 SHEET 1 OF 2 REV: A13

THIS DRAWING IS UNPUBLISHED. RELEASED FOR PUBLICATION 20  
 © COPYRIGHT 20 BY - ALL RIGHTS RESERVED.

LOC		DIST		REVISIONS			
P	LTR	DESCRIPTION	DATE	DWN	APVD		
-	-	SEE SHEET 1	-	-	-		



**5-2213362-4 ONLY**



THIS DRAWING IS A CONTROLLED DOCUMENT.		DWN J. SHAFFER 26 JUN 2013	TE Connectivity															
DIMENSIONS: mm		CHK E. HOWARD 26 JUN 2013																
TOLERANCES UNLESS OTHERWISE SPECIFIED:		APVD E. HOWARD 26 JUN 2013	NAME RECEPTACLE ASSEMBLY, DIMMABLE PHOTOCONTROL															
<table border="1"> <tr><td>0 PLC</td><td>±</td></tr> <tr><td>1 PLC</td><td>±</td></tr> <tr><td>2 PLC</td><td>±0.13</td></tr> <tr><td>3 PLC</td><td>±</td></tr> <tr><td>4 PLC</td><td>±</td></tr> <tr><td>ANGLES</td><td>±</td></tr> <tr><td>FINISH</td><td>-</td></tr> </table>		0 PLC	±	1 PLC	±	2 PLC	±0.13	3 PLC	±	4 PLC	±	ANGLES	±	FINISH	-	PRODUCT SPEC 108-32059	SIZE A200779	
0 PLC	±																	
1 PLC	±																	
2 PLC	±0.13																	
3 PLC	±																	
4 PLC	±																	
ANGLES	±																	
FINISH	-																	
MATERIAL		APPLICATION SPEC 114-32115	DRAWING NO C-2213362															
		WEIGHT	RESTRICTED TO															
		CUSTOMER DRAWING	SCALE 1:1 SHEET 2 OF 2 REV A13															