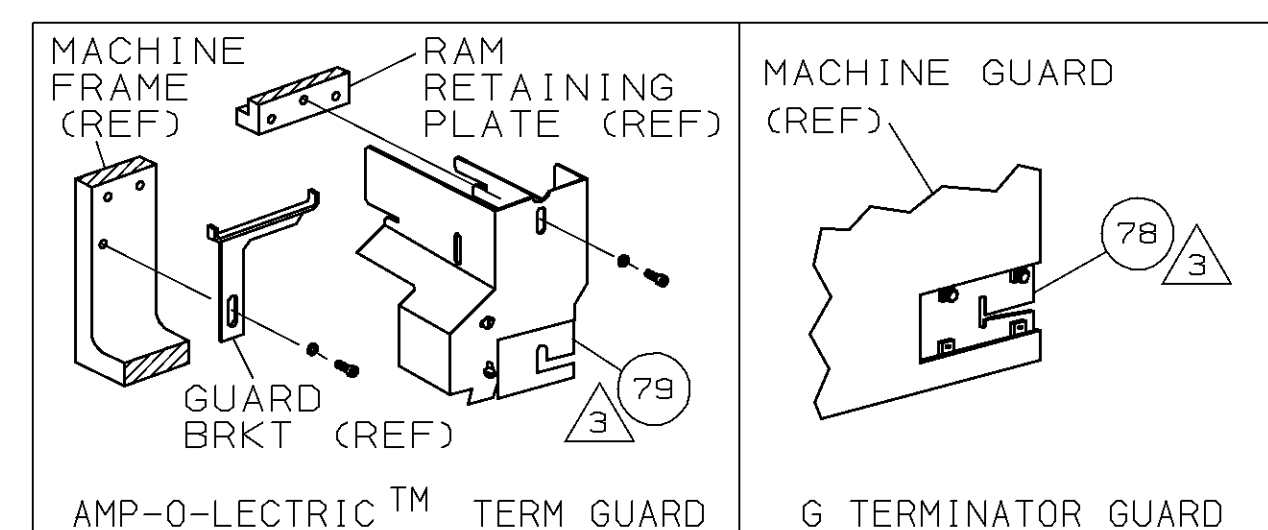


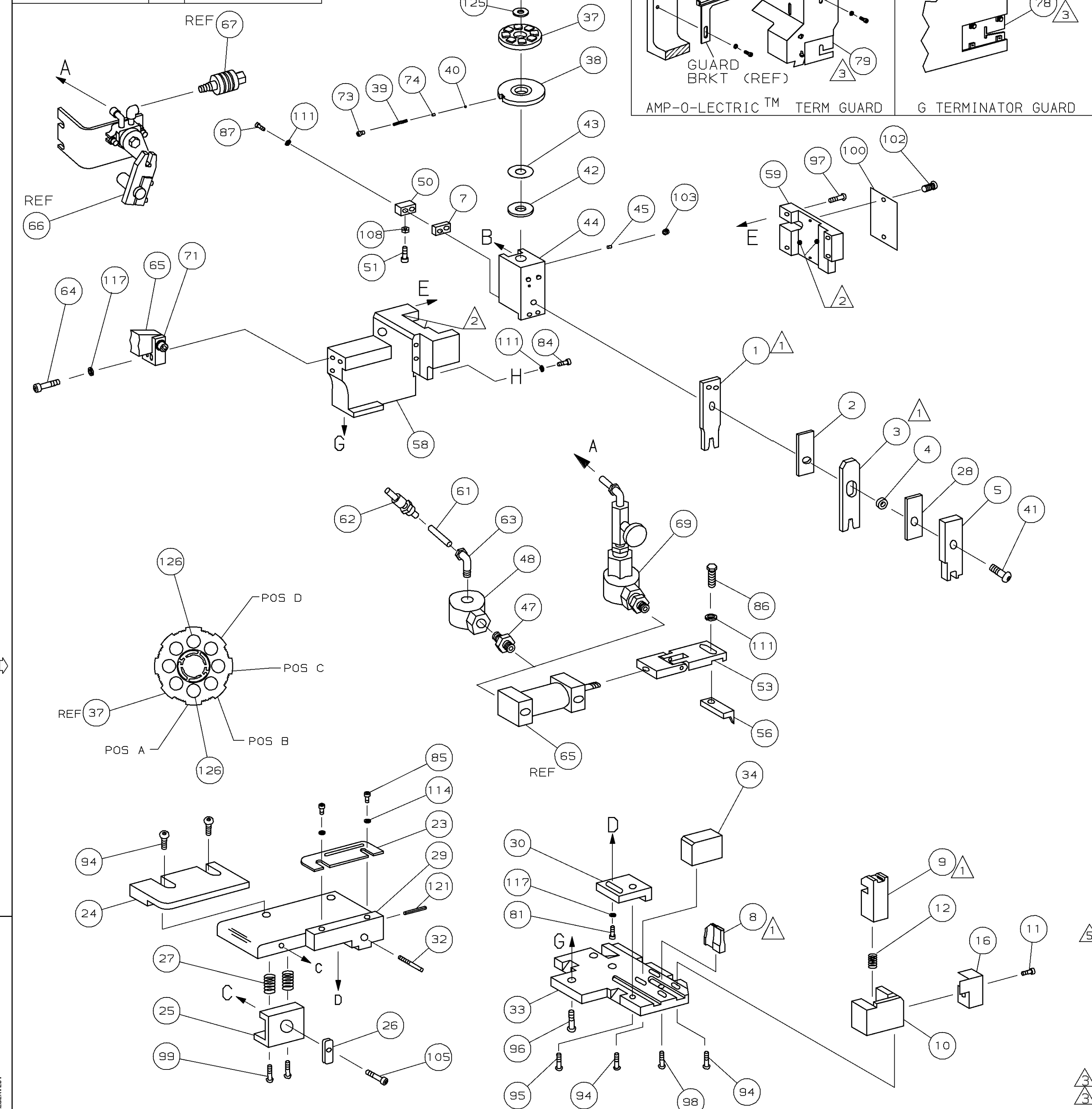
PART NUMBER	REV	FIRST USED
680754-1	A	122500-1
680754-2	A	565435-5
680754-3	A	354500-1



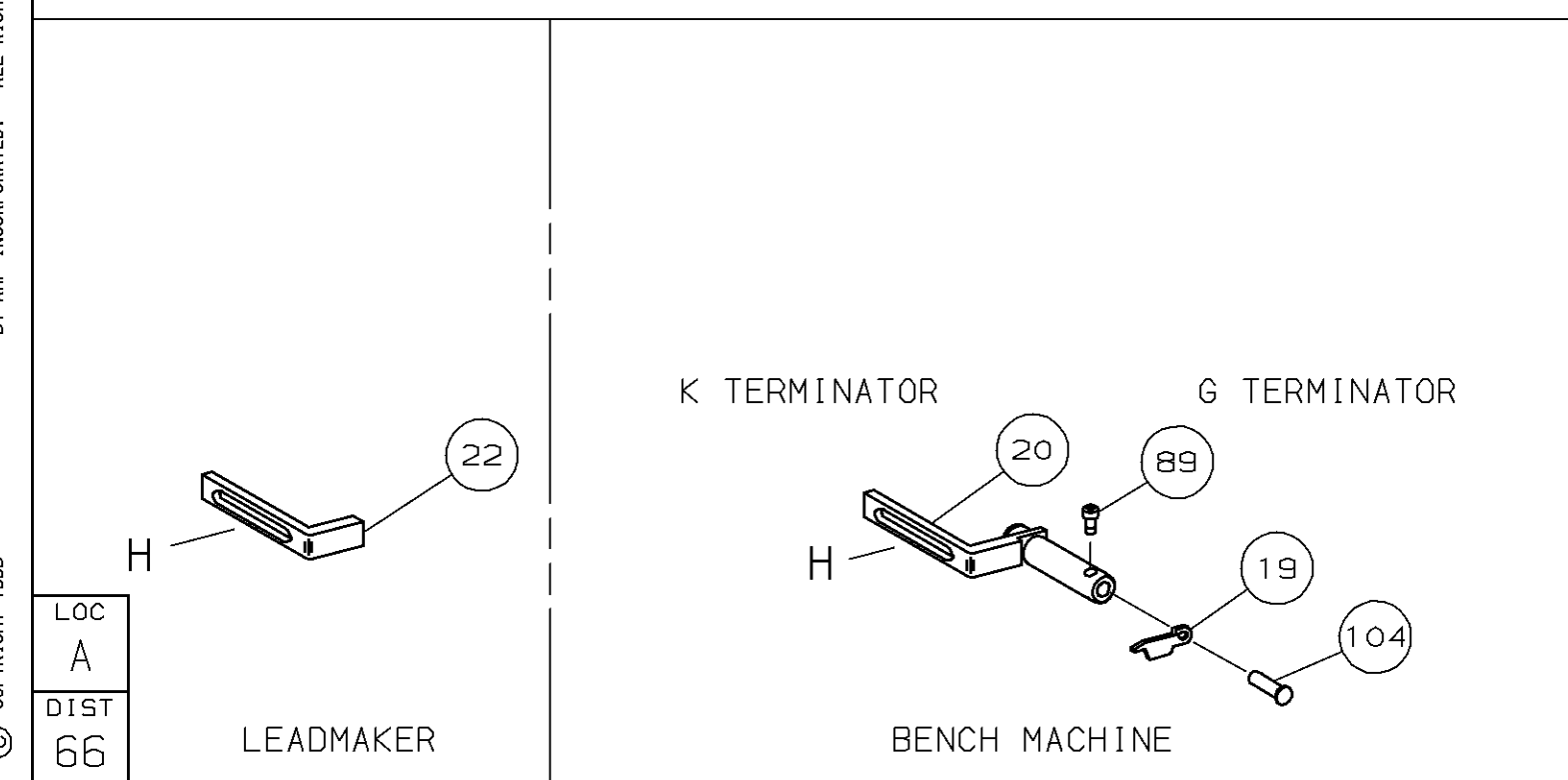
TERMINAL NAME: 4.8 MM TAB WITH DOUBLE LOCKING LANCE									
		962907	CRIMP DATA (AMP TERMINAL)						
			PAD LTR	CRIMP HEIGHT				WIRE SIZE	
			A	.092 ±.002 [2.33 ±0.05mm]				4.0 mm <sup>2</sup>	
			B	NOT				USED	
			C	NOT				USED	
			D	NOT				USED	
			CRIMP	SIZE		TYPE		RANGE	
			WIRE	.130 [3.30mm]		F		2.5-4.0 mm <sup>2</sup>	
			INSUL	.270 [6.86mm]		0		ø 6 mm	
WIRE STRIP LENGTH		TERM APPL SPEC	FEED	APPL INSTRUCTION			SET UP GAGE	LAYOUT	
.219-.250		114-2065	.846	408-8040			458637-1	L2180	

								129
								128
								127
2	2	2	-	C	5-354778-0	PIN, WIRE DISC (.2745) A		126
1	1	1	-	A	986950-1	WASHER, FLAT PRECISION		125
1	1	1	-	A	217238-1	GENERAL INSTRUCTION PACKAGE		124
1	1	1	-	-	4088040	SF APPL INST 408-8040		123
								122
1	1	1	-	A	4-21028-0	PIN,SLT SPR(Ø.093x.75)ST GDE PL		121
								120
								119
								118
3	3	3	-	A	21024-5	WASHER, LOCK(Ø10)ADJ BLOCK		117
								116
								115
2	2	2	-	A	21024-2	WASHER, LOCK(Ø4)FRONT STP GUIDE		114
								113
								112
4	4	4	-	A	21024-4	WASHER, LOCK(Ø8)STRIPPER		111
								110
								109
1	1	1	-	A	21018-5	NUT, HEX (NO.6)HOLDDOWN		108
								107
								106
1	1	1	-	A	22353-8	SCR,SHLD(Ø.187x.25)DRAG LEVER		105
1	1	-	-	A	992031-1	PIN, CLEVIS		104
1	1	1	-	A	21009-2	SCR,SKT SET(1/4-20x.25 LW)RAM		103
2	2	2	-	A	21017-2	SCR,DRIVE(Ø2x.19)ID PLATE		102
								101
1	1	1	-	B	461264-1	PLATE, IDENTIFICATION		100
2	2	2	-	A	3-21002-0	SCR,BHC(10-32x.88)DRAG		99
1	1	1	-	A	22733-8	SCR,BHC(8-32x.38 LW)ANVIL		98
4	4	4	-	A	2-21002-9	SCR,BHC(10-32x.75)CAP		97
3	3	3	-	A	2-22733-8	SCR,BHC(1/4-20x.62)HSG		96
1	1	1	-	A	2-21002-7	SCR,BHC(10-32x.50)SG ADJ BLK		95
6	6	6	-	A	2-21002-2	SCR,BHC(8-32x.50)TERM H DWN		94
								93
								92
								91
								90
1	1	-	-	A	7-21000-9	SCR,SHC(4-40x.19)STRIPPER		89
								88
2	2	2	-	A	2-21000-9	SCR,SHC(8-32x.70)DEP-HOLD		87
1	1	1	-	A	2-22603-1	SCR,HEX HD(8-32x.38)FEED FINGER		86
2	2	2	-	A	1-21000-3	SCR,SHC(4-40x.25)F ST GUIDE		85
1	1	1	-	A	2-21000-7	SCR,SHC(8-32x.50)STRIPPER		84
								83
								82
1	1	1	-	A	3-21000-4	SCR,SHC(10-32x.38)SG ADJ BL		81
								80
-	1	-	-	B	462992-7	GUARD ASSY		79
REF	-	-	-	B	679532-1	INSERT, GUARD		78
								77
								76
								75
1	1	1	-	A	690603-1	SPRING, ASSIST		74
1	1	1	-	A	23030-1	SCR,SHC(6-32x.25 SL)INS DISC		73
								72
1	1	1	-	B	459610-3	MOUNT, FEED BRACKET		71
-3	-2	-1	U/M	DWG SIZE	PART NO	DESCRIPTION	ITEM NO	
QTY REQD PER ASSY				PARTS LIST				

-1	LEADMAKER				AIRFEED		
-2	BENCH	MODEL	K		AIRFEED		
-3	BENCH	MODEL	G		AIRFEED		
-	1	-	-	C	692655-5	AIR FEED VALVE ASSY	70
-	REF	-	-	A	24042-2	VALVE, SHUT OFF	68
-	REF	-	-	C	692655-6	AIR FEED VALVE ASSY	67
1	1	1	-	B	461065-1	AIR FEED ASSY (1 INCH)	66
2	2	2	-	A	3-21000-7	SCR,SHC (10-32x.75) AIR ASSY	65
1	-	1	-	A	980285-2	ELBOW, SWIVEL 1/8 NPT - 1/4 T	64
1	-	1	-	A	23238-1	QUICK DISCONNECT	63
21.00	-	21.00	IN	A	27319-4	TUBING, POLY-FLO ø.25	62
1	1	1	-	C	454220-1	CAP, RAM	60
1	1	1	-	D	454485-1	HOUSING	59
1	1	1	-	B	1-694433-6	PAWL, FEED	58
1	1	1	-	B	461062-1	FEED FINGER ASSY	57
1	1	1	-	A	811242-2	BUMPER, HOLDDOWN	56
1	1	1	-	A	690753-1	SPACER, TONKER	55
1	-	1	-	A	22374-7	VALVE, QUICK EXHAUST	54
1	-	1	-	A	22304-1	NIPPLE, HEX 1/8 NPT	53
1	1	1	-	A	690191-1	PLUG, NYLON	52
1	1	1	-	C	455673-1	RAM	51
1	1	1	-	A	690125-1	WASHER, LAMINATED	50
1	1	1	-	A	690124-1	WASHER, RAM	49
1	1	1	-	A	7-21002-9	BOLT, CRIMPER (5/16x1.00)	48
1	1	1	-	A	23241-6	BALL, STEEL	47
1	1	1	-	A	690170-1	SPRING, COMPRESSION	46
1	1	1	-	C	690142-1	DISC, INSULATION	45
1	1	1	-	D	354777-1	WIRE DISC, PLASTIC	44
1	1	1	-	A	22480-5	WASHER, SPRING	43
1	1	1	-	B	690212-1	POST, RAM	42
1	1	1	-	B	690786-3	SUPPORT, TERMINAL	41
1	1	1	-	D	455675-1	PLATE, BASE	40
1	1	1	-	A	690432-3	SCREW, ADJUSTMENT	39
1	1	1	-	B	455689-1	BLOCK, STRIP GUIDE ADJ	38
1	1	1	-	C	3-458144-4	PLATE, STRIP GUIDE	37
1	1	1	-	C	1-455888-2	SPACER, FRONT SHEAR DEP	36
2	2	2	-	A	1-22284-0	SPRING, DRAG	35
1	1	1	-	B	240793-1	LEVER, DRAG RELEASE	34
1	1	1	-	B	240792-1	DRAG, TERMINAL	33
1	1	1	-	D	1-90765-0	GUIDE, STRIP (REAR)	32
1	1	1	-	A	690438-2	GUIDE, STRIP (FRONT)	31
-	-	1	-	B	690472-2	STRIPPER	30
1	1	-	-	A	679218-1	STRIPPER WIRE STOP ASSY	29
1	1	-	-	B	458949-1	STRIPPER	28
1	1	1	-	B	318563-1	GUARD, CHIP, FRONT	27
1	1	1	-	B	318563-1	GUARD, CHIP, FRONT	26
1	1	1	-	B	318563-1	GUARD, CHIP, FRONT	25
1	1	1	-	B	318563-1	GUARD, CHIP, FRONT	24
1	1	1	-	B	318563-1	GUARD, CHIP, FRONT	23
1	1	1	-	B	318563-1	GUARD, CHIP, FRONT	22
1	1	1	-	B	318563-1	GUARD, CHIP, FRONT	21
1	1	1	-	B	318563-1	GUARD, CHIP, FRONT	20
1	1	1	-	B	318563-1	GUARD, CHIP, FRONT	19
1	1	1	-	B	318563-1	GUARD, CHIP, FRONT	18
1	1	1	-	B	318563-1	GUARD, CHIP, FRONT	17
1	1	1	-	B	318563-1	GUARD, CHIP, FRONT	16
1	1	1	-	B	318563-1	GUARD, CHIP, FRONT	15
1	1	1	-	B	318563-1	GUARD, CHIP, FRONT	14
1	1	1	-	B	318563-1	GUARD, CHIP, FRONT	13
1	1	1	-	A	5-22280-0	SPRING, SHEAR	12
1	1	1	-	B	690461-1	STOP, SHEAR	11
1	1	1	-	C	1-690459-0	HOLDER, SHEAR (FRONT)	10
1	1	1	-	C	318707-1	SHEAR, FLOAT (FRONT)	9
1	1	1	-	C	1-318088-4	ANVIL	8
1	1	1	-	C	4-240641-5	SPACER, DEPRESSOR (REAR)	7
1	1	1	-	C	2-455889-2	DEPRESSOR, SHEAR (FRONT)	6
1	1	1	-	B	1-238011-9	SPACER, BLOCK CRIMPER	5
1	1	1	-	C	904741-8	CRIMPER, INSULATION	4
1	1	1	-	C	1-455888-0	SPACER, CRIMPER	3
1	1	1	-	C	3-458141-3	CRIMPER, WIRE	2
-3	-2	-1	U/M	DWG SIZE	PART NO	DESCRIPTION	ITEM NO
REVISION OF EACH ASSY NO (WHEN BLANK, USE DWG REVISION)							



- 1 RECOMMENDED SPARE PARTS.
- 2 GREASE LIGHTLY.
- 3 GUARD MUST BE IN PLACE WHEN OPERATING APPLICATOR IN A BENCH MACHINE.
- 4 SEE DRAWING FOR COMPONENTS
- 5 CUT TO LENGTH AT ASSY



# Mouser Electronics

Authorized Distributor

Click to View Pricing, Inventory, Delivery & Lifecycle Information:

[TE Connectivity:](#)

[680754-2](#)