

# Printed-circuit board connector - SPC 5/ 4-STF-7,62 - 1996142

Please be informed that the data shown in this PDF Document is generated from our Online Catalog. Please find the complete data in the user's documentation. Our General Terms of Use for Downloads are valid (<http://phoenixcontact.com/download>)

PCB connector, nominal current: 41 A, rated voltage (III/2): 1000 V, number of positions: 4, pitch: 7.62 mm, connection method: Push-in spring connection, color: green, contact surface: Tin



The figure shows a 5-pos. version of the product

## Your advantages

- ✓ Time saving push-in connection, tools not required
- ✓ Defined contact force ensures that contact remains stable over the long term
- ✓ Clamping space opened by means of fixed screwdriver enables convenient conductor connection
- ✓ Integrated double steel spring provides additional safety in the event of temperature and power fluctuations
- ✓ Optimized for tight installation situations: operation and conductor connection from one direction
- ✓ Screwable flange for superior mechanical stability
- ✓ 600 V UL approval in the smallest of dimensions



## Key Commercial Data

Packing unit	50 pc
GTIN	
GTIN	4046356037884

## Technical data

### Dimensions

Length [ l ]	38.5 mm
Width [ w ]	45.7 mm
Height [ h ]	19.8 mm
Pitch	7.62 mm
Dimension a	22.86 mm

### General

Range of articles	SPC 5/...-STF
Number of positions	4

# Printed-circuit board connector - SPC 5/ 4-STF-7,62 - 1996142

## Technical data

### General

Connection method	Push-in spring connection
Insulating material group	I
Rated surge voltage (III/3)	8 kV
Rated surge voltage (III/2)	8 kV
Rated surge voltage (II/2)	6 kV
Rated voltage (III/3)	1000 V
Rated voltage (III/2)	1000 V
Rated voltage (II/2)	1000 V
Connection in acc. with standard	EN-VDE
Nominal current $I_N$	41 A
Nominal cross section	6 mm <sup>2</sup>
Maximum load current	41 A
Insulating material	PA
Flammability rating according to UL 94	V0
Stripping length	15 mm

### Connection data

Conductor cross section solid min.	0.2 mm <sup>2</sup>
Conductor cross section solid max.	10 mm <sup>2</sup>
Conductor cross section flexible min.	0.2 mm <sup>2</sup>
Conductor cross section flexible max.	6 mm <sup>2</sup>
Conductor cross section flexible, with ferrule without plastic sleeve min.	0.25 mm <sup>2</sup>
Conductor cross section flexible, with ferrule without plastic sleeve max.	6 mm <sup>2</sup>
Conductor cross section flexible, with ferrule with plastic sleeve min.	0.25 mm <sup>2</sup>
Conductor cross section flexible, with ferrule with plastic sleeve max.	4 mm <sup>2</sup>
Conductor cross section AWG min.	24
Conductor cross section AWG max.	8
2 conductors with same cross section, stranded, TWIN ferrules with plastic sleeve, min.	0.25 mm <sup>2</sup>
2 conductors with same cross section, stranded, TWIN ferrules with plastic sleeve, max.	1.5 mm <sup>2</sup>
Minimum AWG according to UL/CUL	24
Maximum AWG according to UL/CUL	8

### Specifications for ferrules

Recommended crimping pliers	1212034 CRIMPFOX 6
Ferrules without insulating collar, according to DIN 46228-1	Cross section: 0.5 mm <sup>2</sup> ; Length: 10 mm ... 15 mm
	Cross section: 0.75 mm <sup>2</sup> ; Length: 10 mm ... 15 mm
	Cross section: 1 mm <sup>2</sup> ; Length: 10 mm ... 15 mm
	Cross section: 1.5 mm <sup>2</sup> ; Length: 10 mm ... 15 mm
	Cross section: 2.5 mm <sup>2</sup> ; Length: 12 mm ... 15 mm
	Cross section: 4 mm <sup>2</sup> ; Length: 12 mm ... 15 mm

# Printed-circuit board connector - SPC 5/ 4-STF-7,62 - 1996142

## Technical data

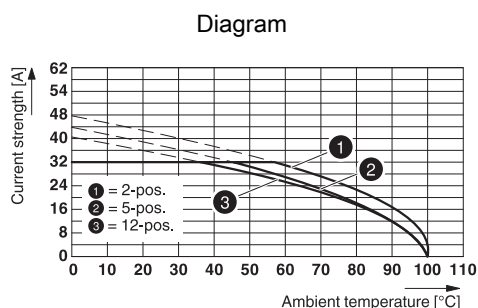
### Standards and Regulations

Connection in acc. with standard	EN-VDE
	CUL
Flammability rating according to UL 94	V0

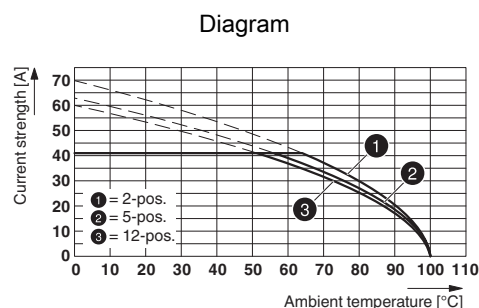
### Environmental Product Compliance

China RoHS	Environmentally friendly use period: unlimited = EFUP-e
	No hazardous substances above threshold values

## Drawings

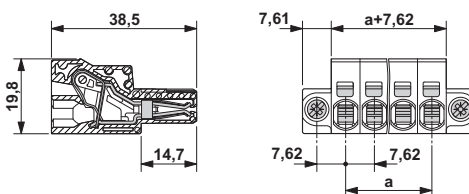


Derating curve for: SPC 5/...-ST-7,62 with PC 5/...-G-7,62



Type: SPC 5/...-STF-7,62 with DFK-PC 5/...-STF-7,62  
 Conductor cross section: 10 mm<sup>2</sup>

### Dimensional drawing



## Approvals

Approvals

---

Approvals

EAC / cULus Recognized

---


Ex Approvals


---

# Printed-circuit board connector - SPC 5/ 4-STF-7,62 - 1996142

## Approvals

### Approval details

EAC		B.01742
-----	---	---------

cULus Recognized		<a href="http://database.ul.com/cgi-bin/XYV/template/LISEXT/1FRAME/index.htm">http://database.ul.com/cgi-bin/XYV/template/LISEXT/1FRAME/index.htm</a>	E60425-19920722
	B	C	
Nominal voltage UN	600 V	600 V	
Nominal current IN	35 A	35 A	
mm <sup>2</sup> /AWG/kcmil	24-8	24-8	

Phoenix Contact 2019 © - all rights reserved  
<http://www.phoenixcontact.com>

PHOENIX CONTACT GmbH & Co. KG  
Flachsmarktstr. 8  
32825 Blomberg  
Germany  
Tel. +49 5235 300  
Fax +49 5235 3 41200  
<http://www.phoenixcontact.com>