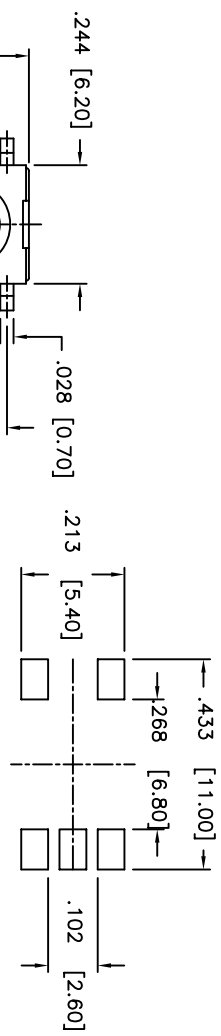
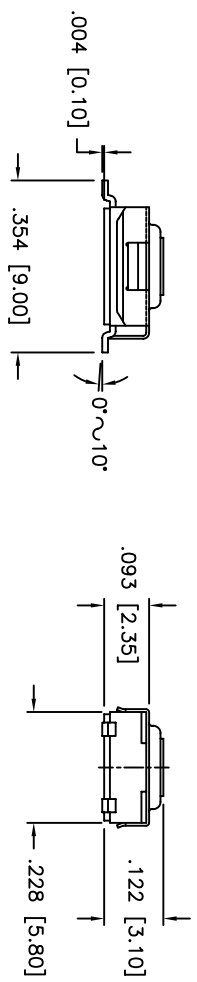


THIS DOCUMENT IS THE PROPERTY OF APDM COMPONENTS AND SHALL NOT BE COPIED, REPRODUCED, DISCLOSED OR USED AS THE BASIS FOR MANUFACTURING OR SALE WITHOUT PERMISSION OF A DULY AUTHORIZED REPRESENTATIVE OF APDM COMPONENTS INC.

DATE	SYM	REVISION RECORD	DWN.	CK.
7/05	A	ECO# 443	PD	
7/05	B	ECO# 447	PD	
1/06	C	ECO# 526	CD	
3/06	D	ECO# 555	CD	PD

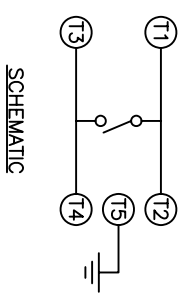


P.C. LAYOUT
UNLESS OTHERWISE SPECIFIED
P.C. TOLERANCES ARE $\pm .005$ [0.13]



ADTS GMW66NSV/B
SERIES
G = GROUNDING
M = SMT
W = WASHABLE
DIM 'H'
ACTUATOR COLOR
N = BROWN, 1609f

PACKAGING
□ = BULK
B = TUBE
TR = TAPE & REEL
SOLDERING
V = LEAD FREE
S.S. DOME (1,000,000 CYCLES)



DESCRIPTION: SPST, NORMALLY OPEN, MOMENTARY, 6mm X 6mm, SURFACE MOUNT, WASHABLE, TACT SWITCH WITH GROUNDING PIN

SPECIFICATIONS:
CONTACT RATING: 50mA @ 12VDC
CONTACT RESISTANCE: 100mOHMS MAX.
INITIAL: 100 mOHMS MAX.
AFTER CYCLING: 10 OHMS MAX.
INSULATION RESISTANCE: 100MOMHS MIN. @ 500VDC
DIELECTRIC STRENGTH: 250VAC FOR 1 MINUTE
ELECTRICAL LIFE: 1,000,000 CYCLES MIN.
OPERATING TEMPERATURE RANGE: -25°C to +70°C
STOP STRENGTH: MAX 3kgf VERTICAL STATIC LOAD
CONT. FOR 15 SEC.

ACTUATION FORCE: SEE P/N DESCRIPTION
STORAGE TEMPERATURE RANGE: -30°C TO +80°C FOR 96 HRS
SHOCK RESISTANCE: 50G PER METHOD 213B, MIL-STD-202F
VIBRATION RESISTANCE: PASSES METHOD 201A, MIL-STD-202F

SOLDERING:
IR REFLOW: 255°C MAX.
HAND SOLDERING: 350°C MAX. FOR 5 SECONDS MAX.
LEAD FREE PROCESS COMPATIBLE

MATERIALS:
BASE: THERMOPLASTIC UL94V-0, COLOR BLACK
ACTUATOR: THERMOPLASTIC UL94V-0
COVER: NICKEL SILVER
TERMINALS: SILVER PLATED BRASS
SHORTING CONTACT: STAINLESS STEEL WITH SILVER CLADDING
ROHS COMPLIANT

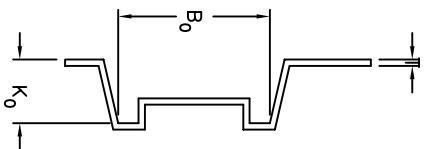
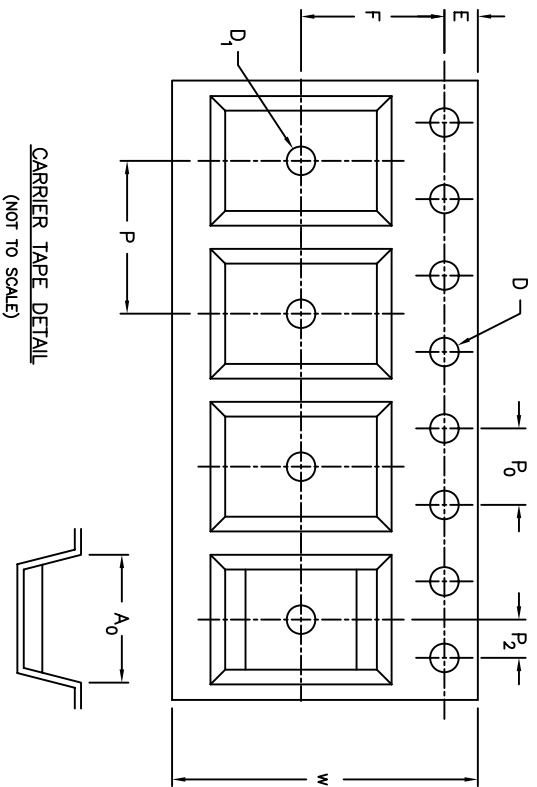
NOTE:
1. AFTER SOLDERING, RETURN SWITCHES TO NORMAL TEMPERATURE BEFORE WASHING.

Q.A. INSPECT:		DESIGNER'S INITIAL		DWN.		PJD	
TOLERANCES (UNLESS OTHERWISE SPECIFIED)		APDM APPLIED COMPONENTS INC. 10000 N. HAYWARD BLVD. FREMONT, CA 94538 PH: 510-772-5554		SHEET		SHEET	
.XX = ±0.005 [0.127]		1 OF 2		B		4:1	
.XXX = ±0.008 [0.20]		SIZE		B		SCALE	
.XXXX = ±0.008 [0.20]		TITLE		WASHABLE TACT SWITCH, SMT, GROUNDING		THIRD ANGLE PROJECTION	
ANGLE = 30.5°		DATE		7/8/05		DRAWING NO.	
DO NOT SCALE		DRAWING NO.		ADTSMW66NSV*		REV	
						D	

1 2 3 4 5 6 7 8

THIS DOCUMENT IS THE PROPERTY OF APEM COMPONENTS AND SHALL NOT BE COPIED, REPRODUCED, DISCLOSED OR SALE WITHOUT PERMISSION OF A DULY AUTHORIZED REPRESENTATIVE OF APEM COMPONENTS INC.

SPEC.	P/N	DTSMW-66
W	+0.012 [0.30] -0.004 [0.10]	.630 [16.00]
P	+0.004 [0.10] -0.004 [0.10]	.315 [8.00]
E	+0.004 [0.10] -0.004 [0.10]	.069 [1.75]
F	+0.004 [0.10] -0.004 [0.10]	.295 [7.50]
D	+0.004 [0.10] -0.000 [0.00]	.059 [1.50]
D ₁	+0.010 [0.25] -0.000 [0.00]	.059 [1.50]
P ₀	+0.004 [0.10] -0.004 [0.10]	.157 [4.00]
P ₀ 10	+0.008 [0.20] -0.008 [0.20]	1.575 [40.00]
P ₂	+0.004 [0.10] -0.004 [0.10]	.079 [2.00]
A ₀	+0.004 [0.10] -0.004 [0.10]	.270 [6.78]
B ₀	+0.004 [0.10] -0.004 [0.10]	.373 [9.47]
K ₀	+0.004 [0.10] -0.004 [0.10]	.158 [4.01]
T	+0.005 [0.013] -0.005 [0.013]	.013 [0.33]



DATE	SYM	REVISION RECORD	DWN.	CK.

Q.A. INSPECT: 		DESIGNATES CRITICAL DIMENSION	
TOLERANCES (UNLESS OTHERWISE SPECIFIED) .XX = ±.02 [0.05] .XXX = ±.008 [0.20] .XXXX = ±.0008 [0.02] ANGLE = 30.5°			
DATE 7/8/05	DRAWING NO. ADTSMW66NSV*	PRN. PJD BR. TIM CHK. TIM	THIRD ANGLE PROJECTION
TITLE WASHABLE TACT SWITCH, SMT, GROUNDING		SHEET 2 OF 2 SIZE B SCALE 4:1	

1 2 3 4 5 6 7 8

Mouser Electronics

Authorized Distributor

Click to View Pricing, Inventory, Delivery & Lifecycle Information:

[Apem:](#)

[ADTSGMW66NSVTR](#) [ADTSGMW66NVTR](#)