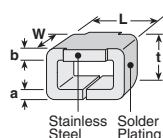


features

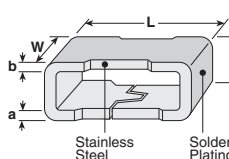
- Surface-mountable chip type test terminal
- Automatic machine insertable
- Suitable for reflow and wave soldering
- Available in three standard sizes: 0603, 0805 or 1206
- Products with lead-free terminations meet EU RoHS and China RoHS requirements
- AEC-Q200 Qualified (RCU only)

dimensions and construction

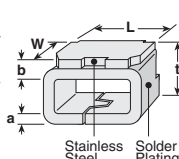
RCU



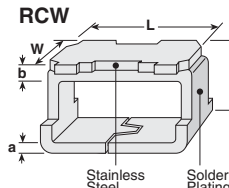
RCS



RCT



RCW



Note: Top surfaces of RCT and RCW are not solderable.

Type (Inch Size Code)	Dimensions inches (mm)				
	L	W	t	a	b
RCU (0603)	.063 (1.6)	.031 (0.8)	.045 (1.15)	.009 (0.23)	.009 (0.23)
RCT (0805)	.079 (2.0)	.049 (1.25)	.057 (1.45)	.009 (0.23)	.018 (0.45)
RCS (1206)	.126 (3.2)	.063 (1.6)	.049 (1.25)	.009 (0.23)	.009 (0.23)
RCW (1206)			.079 (2.0)	.009 (0.23)	.018 (0.45)

ordering information

RCU	C	TE
Type	Termination Material	Packaging
RCU RCT RCS RCW	C: SnCu	TE: 7" embossed plastic (2,000 pieces/reel) TED: 10" embossed plastic (5,000 pieces/reel) RCW not available in TED

For further information on packaging, please refer to Appendix A.

applications and ratings

Part Designation	Rated Current	Standard Resistance	Rated Ambient Temperature	Operating Temperature Range
RCU	2 Amps	50mΩ or less	+70°C	-55°C to +125°C
RCT				
RCS				
RCW				

environmental applications

Performance Characteristics

Parameter	Requirement Real R		Test Method
	Limit	Typical	
Resistance	50mΩ Max. after the test	10mΩ Max. after the test	25°C
Resistance to Solder Heat			260°C ± 5°C, 10 seconds ± 1 second
Rapid Change of Temperature			-55°C (30 minutes), +125°C (30 minutes), 100 cycles
High Temperature Exposure			+125°C, 240 hours

Specifications given herein may be changed at any time without prior notice. Please confirm technical specifications before you order and/or use.

1/06/14

Mouser Electronics

Authorized Distributor

Click to View Pricing, Inventory, Delivery & Lifecycle Information:

[KOA Speer:](#)

[RCTLTE](#) [RCWLTE](#) [RCSTTE](#) [RCSCTE](#) [RCTCTE](#) [RCSLTE](#) [RCUCTE](#) [RCWCTE](#)