

10 × 38, 14 × 51, 22 × 58

CH Series



Features:

- 10 × 38 Dovetail design provides maximum flexibility in assembling multiple poles
- Touchsafe design - No exposed contacts
- DIN rail mount (35mm)
- Optional open fuse indication lights
- Excellent for switchboard panel, control consoles, small motors, transformers, and similar applications
- Handle/fusepuller to install and remove fuses easily
- Available in single and multi-pole configurations
- Circuit marking system (P/N CH10CL and CH10CM)
- Wire ready: Saves time as terminals are ready to accept wires.
- CE marking

Specifications

Fuse Size (mm)		10 × 38	14 × 51	22 × 58
Voltage	U.L./CSA*** IEC	600V 690V	750V*** 660V	750V*** 660V
Amperage	U.L./CSA*** IEC	30A 32A	30A*** 50A(See Watts Loss)	50A*** 125A(See Watts Loss)
Wire Size		#8 - #18 Cu only	#6 - #14 Cu only	#1 - #14 Cu only
Wire Type (& Temp.)		Solid/Stranded (75°)	Solid/Stranded (75°)	Solid/Stranded (75°)
Torque (in-lbs)		12 in-lbs	17.7 in-lbs	22.1 in-lbs
IP Rating		IP 20	IP 20	IP 20
Contact Material (fuseclip)		Tin-plated copper	Tin-plated copper	Tin-plated copper
Connector Material		Steel	Steel	Steel
Maximum Watts Loss of Fuse		3W‡	5W‡	9.5W‡
Dual Wire Rating		Please consult factory		

10 × 38	30A, 600V	30A, 600V	32A, 690V
Description	North American Class CC Fuseholder	North American Midget Fuseholder	European 10 × 38 Fuseholder
1 Pole	CHCC1	CHM1	CH101
1 Pole w/Indication	CHCC1I	CHM1I	CH101I
2 Pole	CHCC2	CHM2	CH102
2 Pole w/Indication	CHCC2I	CHM2I	CH102I
3 Pole	CHCC3	CHM3	CH103
3 Pole w/Indication	CHCC3I	CHM3I	CH103I
*Assembly Pins - 2 Poles	CH102AP	CH102AP	CH102AP
*Assembly Pins - 3 Poles	CH103AP	CH103AP	CH103AP
**Circuit markers	CH10CM	CH10CM	CH10CM
**Circuit marker labels	CH10CL	CH10CL	CH10CL
Spare Fuseholder	5TPH	5TPH	5TPH

‡Refer to BIF documents 720003, 720008, 720025 and 720028 for watts loss of applicable fuses.

*CH102AP and CH103AP are packaged in quantities of ten pins. One pin is required to gang units together, and rating multiple poles.

**CH10CM are packaged in quantities of ten. CH10CL are packaged in quantities of ten sheets of labels.

***U.L./CSA part numbers include U.L. suffix.

Standards:

North American 10 × 38 Class CC

Listed U.L. 512, Guide IZLT, File E14853
Certified CSA Std. C22.2 No. 39, Class 6225-01,
File LR47235

North American 10 × 38 Midget

U.L. Recognized 512, Guide IZLT2, File E14853
CSA Certified, Std. C22.2 No. 39, Class 6225-01,
File LR47235

European 10 × 38 IEC 269-2-1

14 × 51 IEC 269-2***

U.L. Recognized, CSA Certified

22 × 58 IEC 269-2***

U.L. Recognized, CSA Certified

Recommended Buss® Fuse Types:

- 10 × 38 North American Class CC Fuses - LP-CC, FNQ-R, KTK-R
10 × 38 North American Midget Fuses - FNQ, KTK, AGU, KLM, BAF, BAN, FNM, FWA, FWC, & FNQ
14 × 51 Fuses - FWX, FWH, FWP & NON
22 × 58 Fuses - FWP

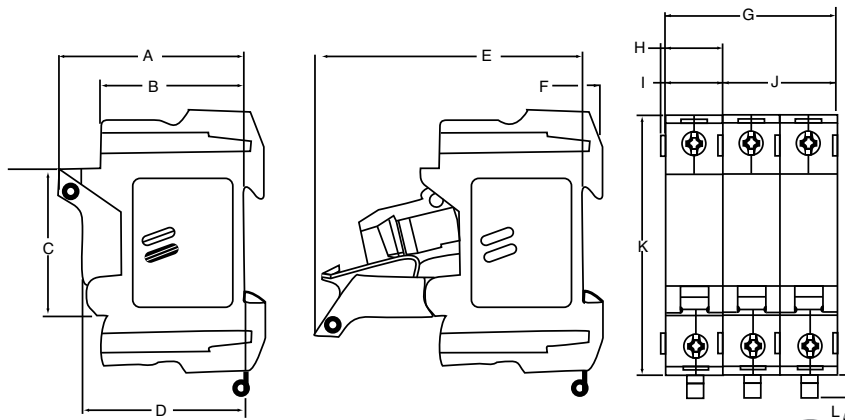
	14 × 51		22 × 58	
Description	Part No.	Ctn. Qty.	Part No.	Ctn. Qty.
1 Pole	CH141G	6	CH221G	6
1 Pole w/U.L. markings	CH141GUL	6	CH221GUL	6
1 Pole w/microswitch	CH141MSG	6	CH221MSG	6
2 Pole	CH142G	3	CH222G	3
3 Pole	CH143G	2	CH223G	2
3 Pole w/U.L. markings	CH143GUL	2	CH223GUL	2
3 Pole w/microswitch	CH143MSG	2	CH223MSG	2
Handle Profile - 2 Poles	CH142HCG	10	CH222HCG	10
Handle Profile - 3 Poles	CH143HCG	10	CH223HCG	10

CE CE logo denotes compliance with European Union Low Voltage Directive (50-1000 Vac, 75-1500 Vdc). Refer to BIF document #8002 or contact Bussmann Application Engineering at 636-527-1270 for more information.

10 × 38, 14 × 51, 22 × 58

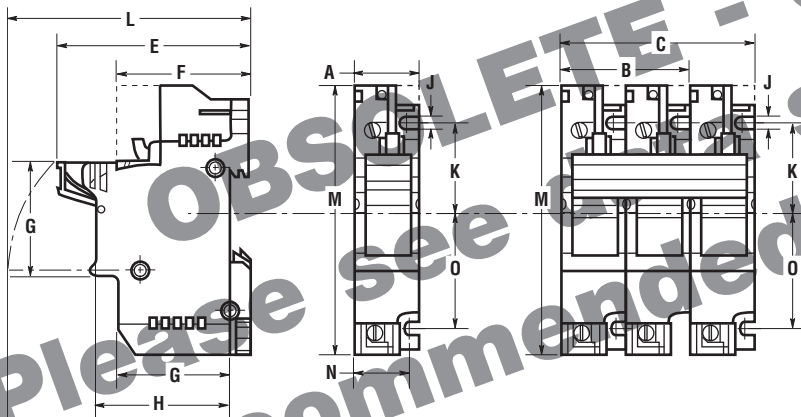
CH Series

Size: 10 × 38 Fuseholder



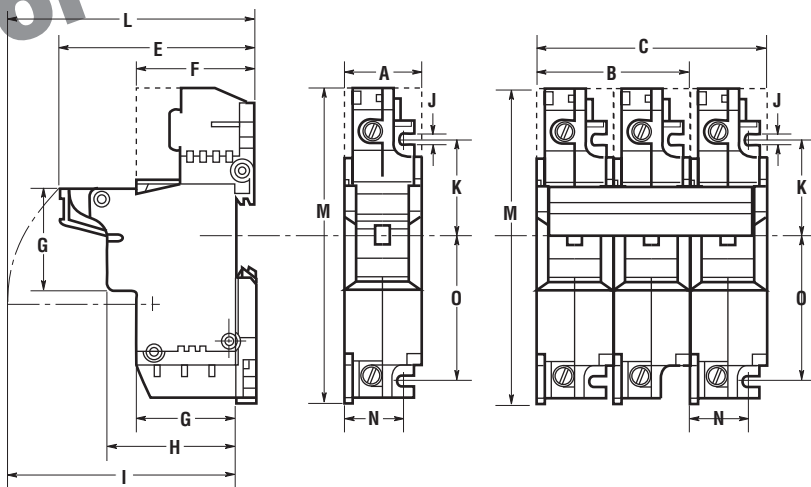
	in	(mm)		in	(mm)
A	2.26	(57.5)	G	2.07	(52.5)
B	1.73	(44.0)	H	0.75	(19.0)
C	1.78	(45.2)	I	0.69	(17.5)
D	1.97	(49.9)	J	1.38	(35.0)
E	3.24	(82.2)	K	3.18	(80.7)
F	0.24	(6.0)	L	0.30	(7.6)

Size: 14 × 51 Fuseholder



	in	(mm)		in	(mm)
A	0.98	(26.0)	I	3.50	(89.0)
B	2.05	(52.0)	J	0.20	(5.0)
C	3.07	(78.0)	K	1.28	(32.5)
E	3.19	(81.0)	L	3.86	(98.0)
F	2.11	(53.5)	M	4.17	(106.0)
G	1.75	(44.5)	N	0.83	(21.0)
H	2.07	(52.6)	O	1.72	(43.8)

Size: 22 × 58 Fuseholder



	in	(mm)		in	(mm)
A	1.38	(35.0)	I	4.06	(103.0)
B	2.76	(70.0)	J	0.18	(4.5)
C	4.13	(105.0)	K	1.77	(45.0)
E	3.46	(88.0)	L	4.41	(112.0)
F	2.09	(53.0)	M	5.51	(140.0)
G	1.77	(45.0)	N	1.04	(26.5)
H	2.28	(58.0)	O	2.48	(63.0)

The only controlled copy of this BIF document is the electronic read-only version located on the Bussmann Network Drive. All other copies of this document are by definition uncontrolled. This bulletin is intended to clearly present comprehensive product data and provide technical information that will help the end user with design applications. Bussmann reserves the right, without notice, to change design or construction of any products and to discontinue or limit distribution of any products. Bussmann also reserves the right to change or update, without notice, any technical information contained in this bulletin. Once a product has been selected, it should be tested by the user in all possible applications.

Mouser Electronics

Authorized Distributor

Click to View Pricing, Inventory, Delivery & Lifecycle Information:

Eaton:

[CH103AP](#) [CH101](#) [CH103I](#) [CH103](#) [CH102](#) [CH101I](#) [CH102I](#) [CH102AP](#) [BK/5TPH](#)