

Female connector - RC/TGGM/KVD/LBL 16+3 - 1685505


Please be informed that the data shown in this PDF Document is generated from our Online Catalog. Please find the complete data in the user's documentation. Our General Terms of Use for Downloads are valid (<http://phoenixcontact.com/download>)



Socket M23, 19-pos., straight, shielded, freely configurable, with solder connection, for external cable diameter 9.5 mm ... 14.5 mm

RoHS

Key Commercial Data

Packing unit	1 pc
GTIN	 4 017918 878900
GTIN	4017918878900

Technical data

General

Rated voltage	150 V
Total rated current	10 A (with 1 mm ² conductor cross section)
Number of positions	19
Note	The connector is designed for use on sensor/actuator boxes with an M23 plug-in connection.

Ambient conditions

Degree of protection	IP65
	IP67
Ambient temperature (operation)	-20 °C ... 125 °C

Master cable data/connection data

Connection method	M23 screw locking
Conductor cross section max. (signal)	1 mm ²
Conductor cross section max. (energy)	1.5 mm ²
External cable diameter min.	9.5 mm
External cable diameter max.	14.5 mm

Insulation material

Housing material	GD-Zn
------------------	-------

Female connector - RC/TGGM/KVD/LBL 16+3 - 1685505

Technical data

Insulation material

Housing surface material	Nickel-plated
Contact material	CuZn
Contact surface material	gold-plated
Contact carrier material	PBT
Sealing material	FPM

Connection assignment

Slot/position = pin = conductor color	1 / 4 (A) = 15 = WH
	1 / 2 (B) = 7 = GY/PK
	2 / 4 (A) = 5 = GN
	2 / 2 (B) = 4 = RD/BU
	3 / 4 (A) = 16 = YE
	3 / 2 (B) = 8 = WH/GN
	4 / 4 (A) = 3 = GY
	4 / 2 (B) = 14 = BN/GN
	5 / 4 (A) = 17 = PK
	5 / 2 (B) = 9 = WH/YE
	6 / 4 (A) = 2 = RD
	6 / 2 (B) = 13 = YE/BN
	7 / 4 (A) = 11 = BK
	7 / 2 (B) = 10 = WH/GY
	8 / 4 (A) = 1 = VT
	8 / 2 (B) = 18 = GY/BN
	1-8 / 1 (+ 120 V) = 19 = BN
	1-8 / 3 (0 V) = 6 = BU
	1-8 / 5 (PE) = 12 = GN/YE

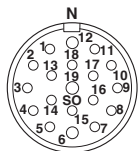
Environmental Product Compliance

China RoHS	Environmentally Friendly Use Period = 50
	For details about hazardous substances go to tab "Downloads", Category "Manufacturer's declaration"

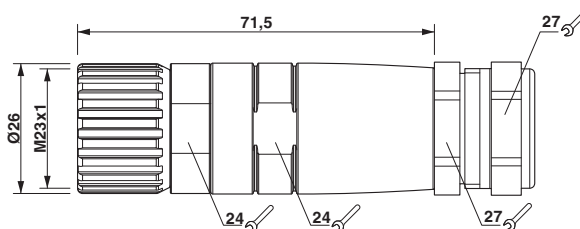
Drawings

Female connector - RC/TGGM/KVD/LBL 16+3 - 1685505

Schematic diagram



Dimensional drawing



Pin assignment M23 socket,
19-pos., female side view

Approvals

Approvals

Approvals

EAC

Ex Approvals

Approval details

EAC		B.01742
-----	--	---------

Phoenix Contact 2018 © - all rights reserved
<http://www.phoenixcontact.com>

PHOENIX CONTACT GmbH & Co. KG
Flachsmarktstr. 8
32825 Blomberg
Germany
Tel. +49 5235 300
Fax +49 5235 3 41200
<http://www.phoenixcontact.com>

Mouser Electronics

Authorized Distributor

Click to View Pricing, Inventory, Delivery & Lifecycle Information:

[Phoenix Contact:](#)

[1685505](#)