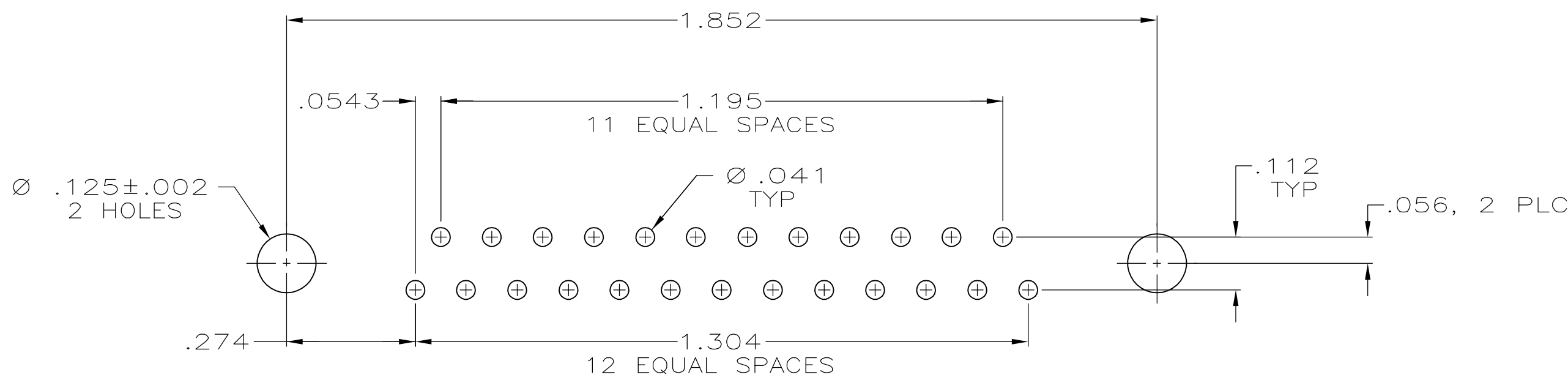
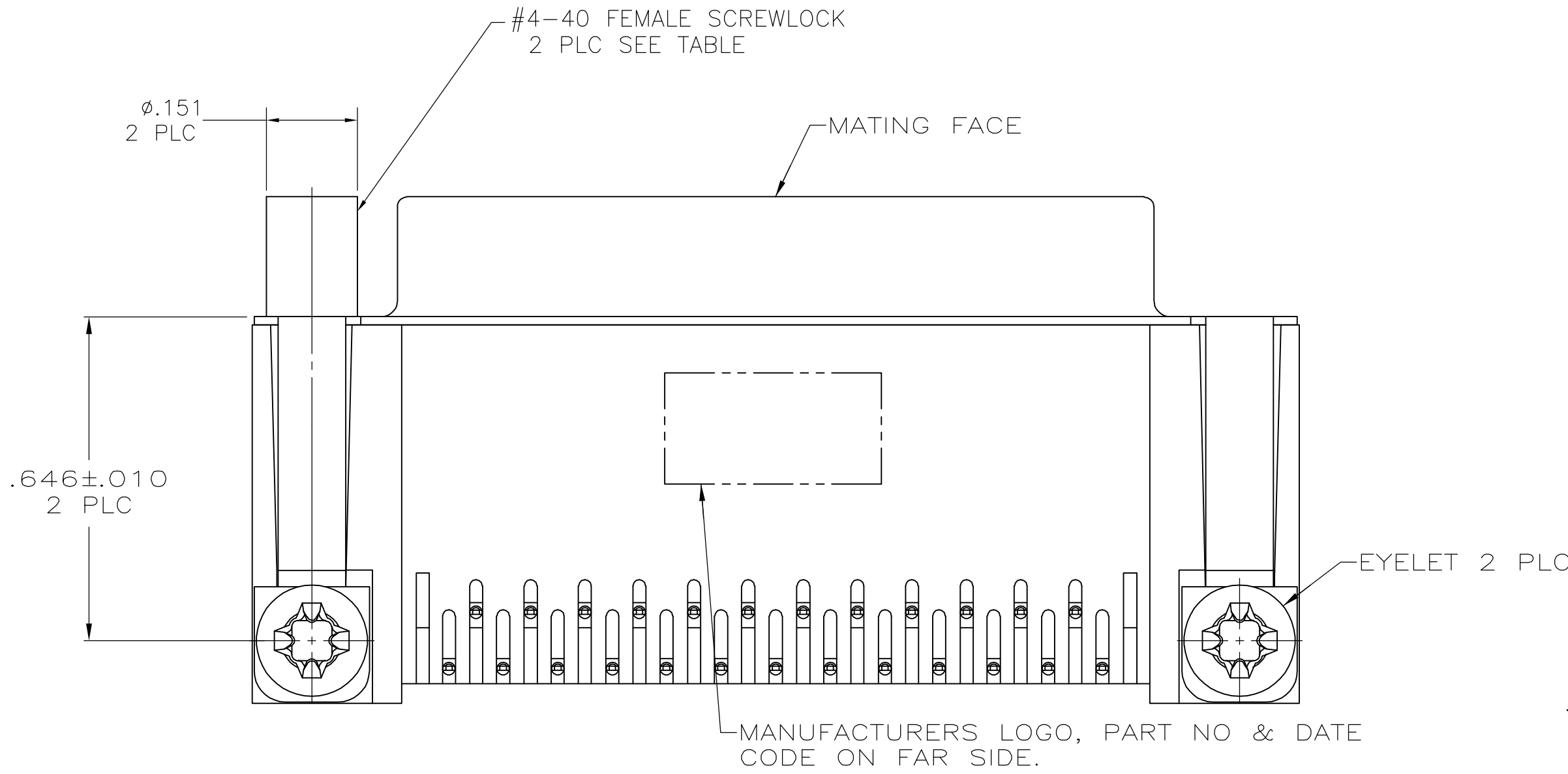
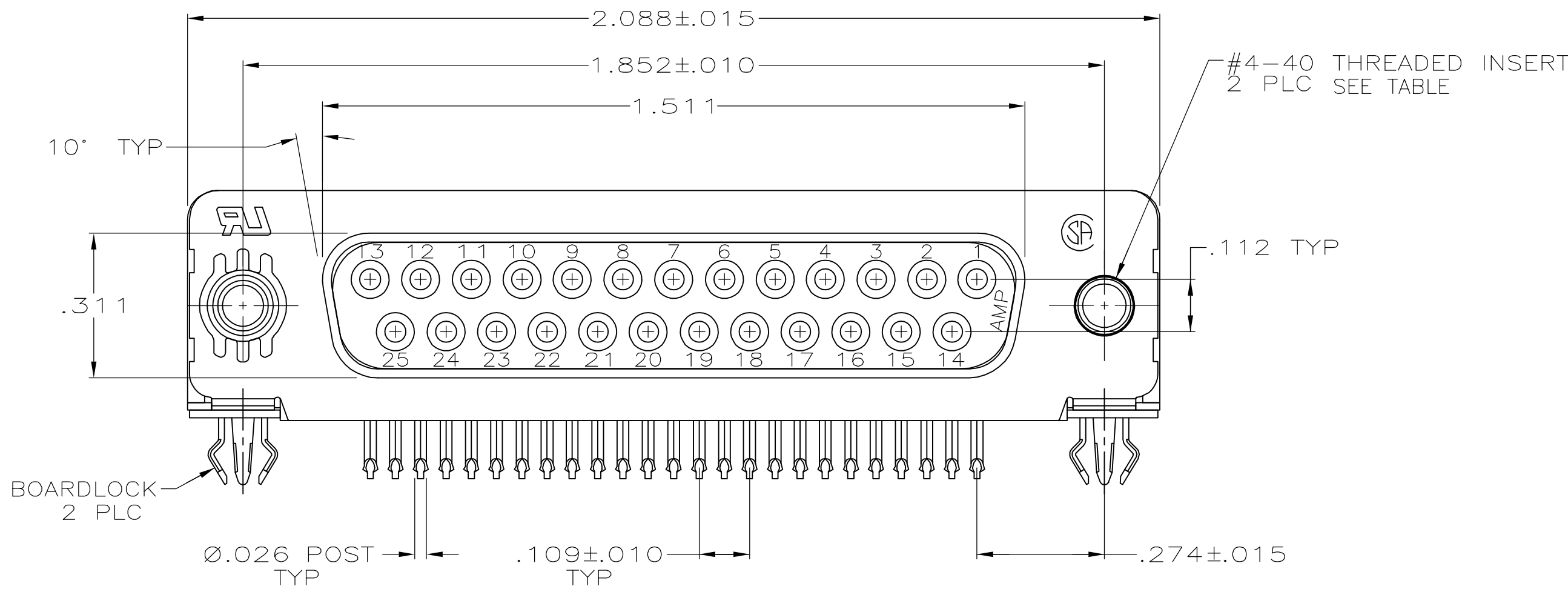


LOC		DIST		REVISIONS					
GP	00	P	LTR	DESCRIPTION			DATE	DWN	APVD
		A	REVISED PER EC 0S13-0257-05			27JUN06	BM	SB	



RECOMMENDED P.C. BOARD MOUNTING DIMENSIONS

- 1 MOLDED PARTS: FLAME RETARDANT 94V-0 RATED THERMOPLASTIC, BLACK.  
SHELL: CARBON STEEL  
CONTACTS: PHOSPHOR BRONZE  
EYELETS: BRASS  
SCREWLOCKS: ZINC  
INSERTS: ZINC  
BOARDLOCKS: COPPER ALLOY
- 2 SHELL: .000100 MIN TIN OVER .000050 MIN COPPER.  
CONTACTS: .000030 MIN GOLD FOR A DISTANCE OF .100 MIN FROM MATING END, .000100 MIN TIN ON TERMINATION END, ALL OVER .000050 MIN NICKEL ON ENTIRE CONTACT.  
EYELETS: .000100 MIN TIN OVER COPPER FLASH.  
BOARDLOCKS: .000150 MIN TIN OVER .000050 MIN NICKEL.  
INSERTS & SCREWLOCKS: CLEAR CHROMATE
- 3 DIMENSION APPLIES FROM CENTER OF CONTACTS.

OBSOLETE	FEMALE SCREWLOCKS	5747830-6
	THREADED INSERTS	5747830-4
	MOUNTING HARDWARE	PART NUMBER

THIS DRAWING IS A CONTROLLED DOCUMENT.		DWN G. ATTADIA - DOCKS CHK S. BOLASH APVD M. WALMSLEY	04-07-05 04-07-05 04-07-05	Tyco Electronics Corporation Harriaburg, PA 17105-3608	
DIMENSIONS: Inches		TOLERANCES UNLESS OTHERWISE SPECIFIED:		NAME	
		0 PLC ± - 1 PLC ± - 2 PLC ± - 3 PLC ± .005 4 PLC ± - ANGLES ± 2°		PRODUCT SPEC 108-40025	
				APPLICATION SPEC 114-40010	
MATERIAL		FINISH		SIZE A1	
				CAGE CODE 00779	
				DRAWING NO 5747830	
				RESTRICTED TO	
				CUSTOMER DRAWING	
				SCALE 4:1	
				SHEET 1 OF 1	
				REV A	

# Mouser Electronics

Authorized Distributor

Click to View Pricing, Inventory, Delivery & Lifecycle Information:

[TE Connectivity:](#)

[5747830-4](#)