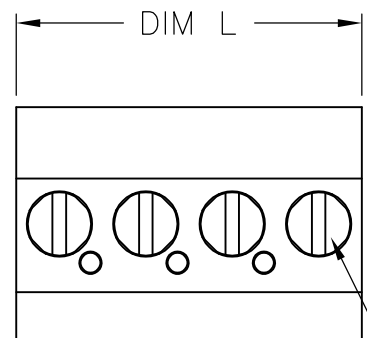


THIS DRAWING IS UNPUBLISHED. RELEASED FOR PUBLICATION
 © COPYRIGHT BY TYCO ELECTRONICS CORPORATION. ALL RIGHTS RESERVED.

LOC	DIST	REVISIONS			
P	LTR	DESCRIPTION	DATE	DWN	APVD
—	—	A	REVISED PER ECO-09-014471	18JUN09	HMR CR

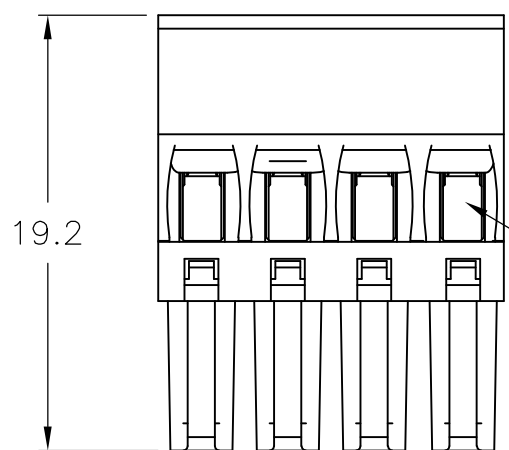


CLAMPING SCREW

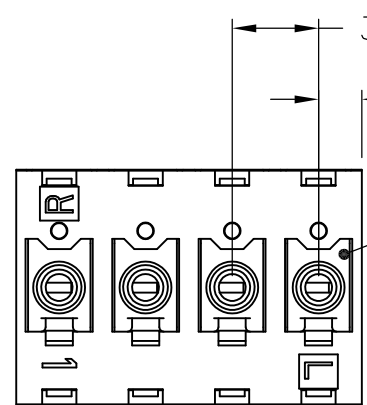
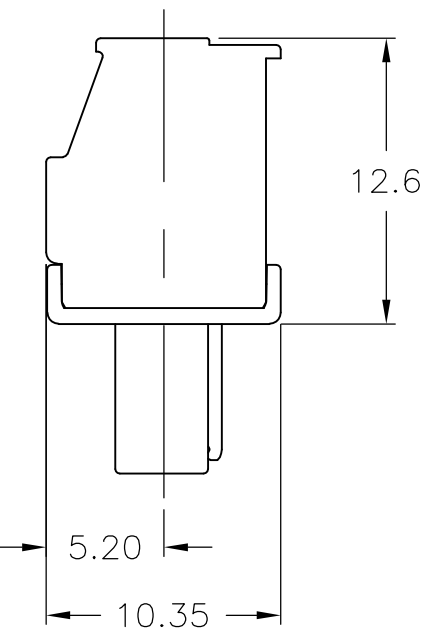
MATERIALS AND FINISH:
 HOUSING: PA 6-6, UL94V-0, COLOR: GREEN.
 CLAMP: BRASS, NICKEL PLATED.
 CONTACT SPRING: PHOSPHOR BRONZE, TIN PLATED.
 CLAMPING SCREW: M2, BRASS, NICKEL PLATED.

ELECTRICAL:
 VOLTAGE RATING: 300V
 CURRENT RATING: 11A
 WIRE SIZE RANGE: 14-30 AWG

ENVIRONMENTAL:
 OPERATING TEMP RANGE: -40°C TO +110°C



WIRE ENTRY



MATING FACE

60.96	16	1-1986375-6
57.15	15	1-1986375-5
53.34	14	1-1986375-4
49.53	13	1-1986375-3
45.72	12	1-1986375-2
41.91	11	1-1986375-1
38.10	10	1-1986375-0
34.29	9	1986375-9
30.48	8	1986375-8
26.67	7	1986375-7
22.86	6	1986375-6
19.05	5	1986375-5
15.24	4	1986375-4
11.43	3	1986375-3
7.62	2	1986375-2
DIM L	NO OF POS	PART NUMBER

THIS DRAWING IS A CONTROLLED DOCUMENT.		DWN S SCHLEGEL 17MAR2008	Tyco Electronics Corporation Harrisburg, PA 17105-3608			
DIMENSIONS: mm		CHK C RICHARD 3/17/08				
TOLERANCES UNLESS OTHERWISE SPECIFIED:		APVD C RICHARD 3/17/08	NAME			
0 PLC ± - 1 PLC ± 0.3 2 PLC ± 0.25 3 PLC ± - 4 PLC ± - ANGLES ± 2°		PRODUCT SPEC	TERMINAL BLOCK, PLUG, VERTICAL STACKING, LEFT HAND, 3.81mm PITCH			
MATERIAL		APPLICATION SPEC	SIZE	CAGE CODE	DRAWING NO	RESTRICTED TO
FINISH		WEIGHT	A3	00779	C-1986375	—
CUSTOMER DRAWING			SCALE	SHEET	REV	
			NTS	1 OF 1	A	

Mouser Electronics

Authorized Distributor

Click to View Pricing, Inventory, Delivery & Lifecycle Information:

[TE Connectivity:](#)

[1-1986375-2](#)