



# CeeLok FAS-T Connectors

10 Gb/s Ethernet Connectivity . . . Compact . . . Rugged . . . Reliable

# CeeLok FAS-T Connectors

Small Form Factor, Field Terminable Connectors



## HIGH SPEED

- Gigabit or 10 Gigabit rates
- Compatible with Cat 5e, Cat 6a or Cat 7 cables
- T-shaped pin pattern improves signal integrity through uniform crosstalk cancellation

## SPACE AND WEIGHT SAVINGS

- Compact size 8 shell

## EASY TERMINATION AND FIELD REPAIRABILITY

- Crimp-snap, 39029-style contacts

## FLEXIBLE BACKSHELL/SHIELDING OPTIONS

- Backshell integrated in plug body provides low profile, low cost, low weight strain relief and EMI protection
- Compatible with multiple braid termination techniques, adapter styles and seal boots

## RUGGED

- Scoop-proof design
- Insert assembly mechanically retained for  $\leq 25$  lb. retention force
- Robust coupling ring mechanism

CeeLok FAS-T connectors offer a small form factor, field terminable I/O connector capable of 10 Gb/s Ethernet. Crimp-snap contacts enable easy termination and field repairability. The integral backshell offers easy 360-degree shield termination.

The compact size 8 shell helps designers meet the needs of reduced SWaP (size, weight, and power).

The connector's T-shaped contact pattern provides noise cancellation and decoupling to minimize crosstalk and increase signal integrity.

The CeeLok FAS-T connector is a true 100-ohm impedance connector that is compatible with Cat 5e and Cat 6a cables and protocols ranging from the USB and IEEE 1394 to gigabit and 10G Ethernet.



## TE Components . . . TE Technology . . . TE Know-how . . .

AMP | AGASTAT | CII | HARTMAN | KILOVAC | MICRODOT | NANONICS | POLAMCO | Raychem | Rochester | DEUTSCH  
SEACON Phoenix | LL Rowe | Phoenix Optix | AFP | SEACON

Get your product to market faster with a smarter, better solution.



## Performance Characteristics

### DATA RATES

- Gigabit and 10 Gigabit Ethernet when used with Cat 5e, Cat 6a or Cat 7 cables

### ELECTRICAL

- **Insulation Resistance:** 5000 MΩ ambient, 1000 MΩ @ 175°C
- **Dielectric Withstanding Voltage:** 500 VAC @ sea level, 100 VAC @ 70,000 ft.
- **Shielding Effectiveness:** per MIL-DTL-38999
- **Shell-to-Shell Conductivity:** 5 mV initial, 10 mV final

### MECHANICAL

- **Vibration, Sine:** MIL-DTL-38999 Series III (60 g), 4 hrs per axis, no elevated temperature
- **Vibration, Random:** EIA-364-28 Condition VI Letter J (43.92 g)
- **Durability:** 500 mating cycles
- **Contact Retention:** 10 lb. min.
- **Coupling Torque:** 8 in-lb. max.

### ENVIRONMENTAL PROPERTIES

- **Operating Temperature:** -65°C to +175°C
- **Sealing:** Altitude immersion: 70,000 ft. (mated condition)
- **IP67:** Mated condition
- **IPX6 (water jet):** Receptacle, panel mounted (unmated condition)
- **Corrosion Resistance:** 500 hr. salt mist — black zinc nickel per AMS-2417

### MATERIALS

- **Shell:** Electroless nickel or black zinc for DOD-approved, RoHS-compliance, corrosion resistance (500 hr salt mist)
- **Insert:** High-temperature thermoplastic for excellent temperature endurance
- **Low dielectric constant** for superior signal integrity
- **Contacts:** Beryllium copper alloy

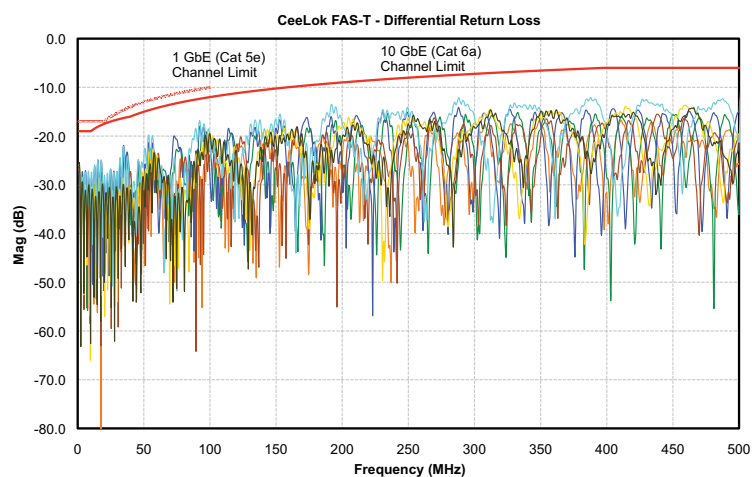
### STANDARDS AND SPECIFICATIONS

- **Product Specification:** 108-2482
- **Application Specification:** 114-32025
- **Instruction Sheet:** 408-32046
- **Test Report:** 501-134002
- **Electrical Performance Report:** 505-116000



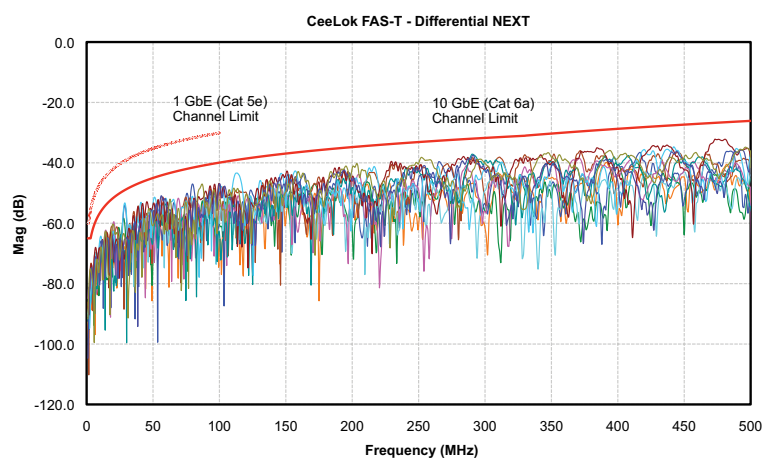
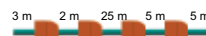


## CeeLok FAS-T Connectors



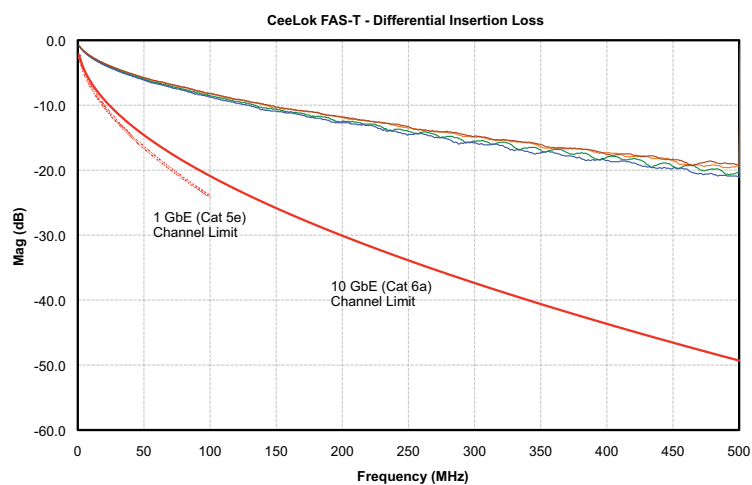
CeeLok FAS-T  
Differential Return Loss

Four Mated Pairs: 40M Total



CeeLok FAS-T  
Differential NEXT

Four Mated Pairs: 40M Total



CeeLok FAS-T  
Differential Insertion Loss



## CeeLok FAS-T Connectors

Type	Contacts Included	Key	Part No.	
			Electroless Nickel	Black Zinc Nickel
Plug	Socket	N	2102353-1	2102353-2
		A	2102353-3	2102353-4
		B	2102353-5	2102353-6
	None	N	2102353-7	2102353-8
		A	2102353-9	1-2102353-0
		B	1-2102353-1	1-2102354-2
Receptacle	Pin	N	2102352-1	2102352-2
		A	2102352-3	2102352-4
		B	2102352-5	2102352-6
	None	N	2102352-7	2102352-8
		A	2102352-9	1-2102352-0
		B	1-2102352-1	1-2102352-2
Box-Mount Receptacle	Pin	N	2102343-1	2102343-2
		A	2102343-3	2102343-4
		B	2102343-5	2102343-6
	None	N	2102343-7	2102343-8
		A	2102343-9	1-2102343-0
		B	1-2102343-1	1-2102343-2
Box-Mount Receptacle, PC Tail	N	N	2102453-1	2102453-2
	A	A	2102453-3	2102453-4
	B	B	2102453-5	2102453-6
Jam Nut Receptacle, PC Tail	N	N	2102351-1	2102351-2
	A	A	2102351-3	2102351-4
	B	B	2102351-5	2102351-6

## Contacts

Wire Size	Part No.	
	Pin	Socket, Hooded
24 – 26 AWG	2102349-3	2102350-5

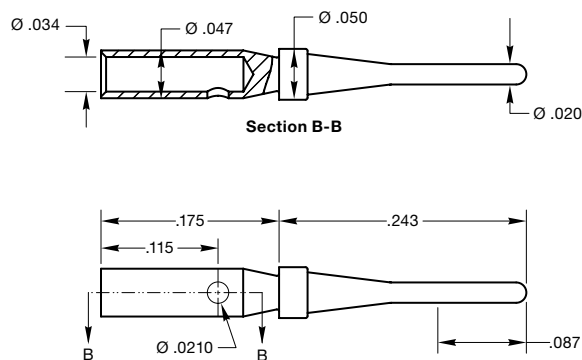
## Application Tooling

**Hand Crimp Tool:**  
M22520/2-01

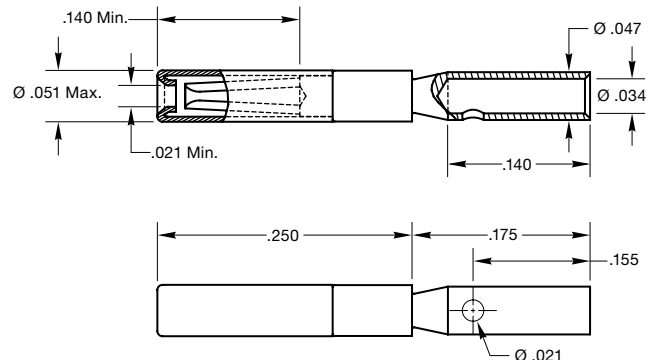
**Crimp Positioner:**  
TE Part No. 2217375-1

**Insertion/Extraction Tool:**  
TE Part No. 2217376-1

## Pin



## Socket



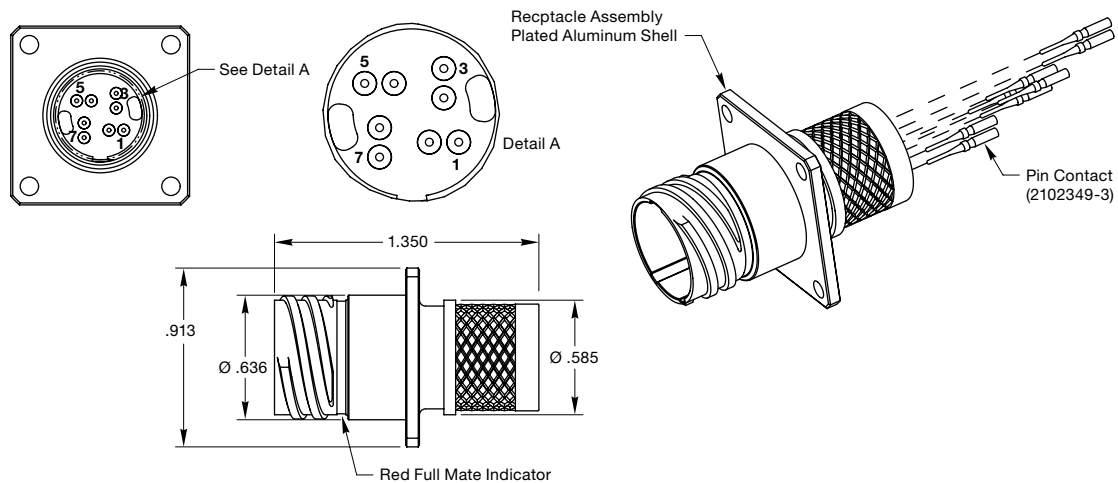


## CeeLok FAS-T Connectors

### PRODUCT DIMENSIONS

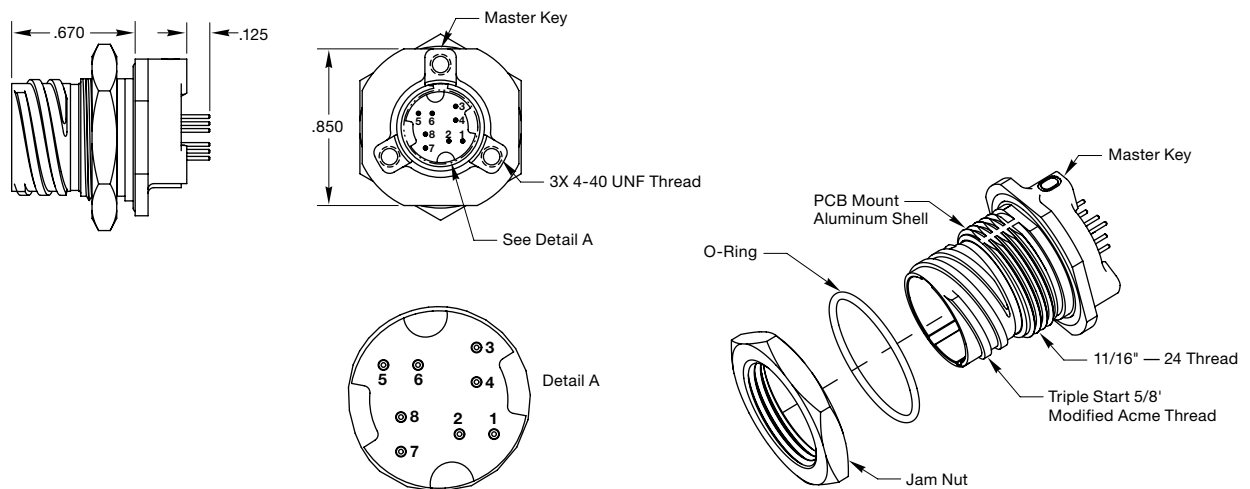
#### Boxmount Receptacle Kit Assembly

Part No. 2102343



#### Jam Nut Receptacle Assembly, PC Tail

Part No. 2102351



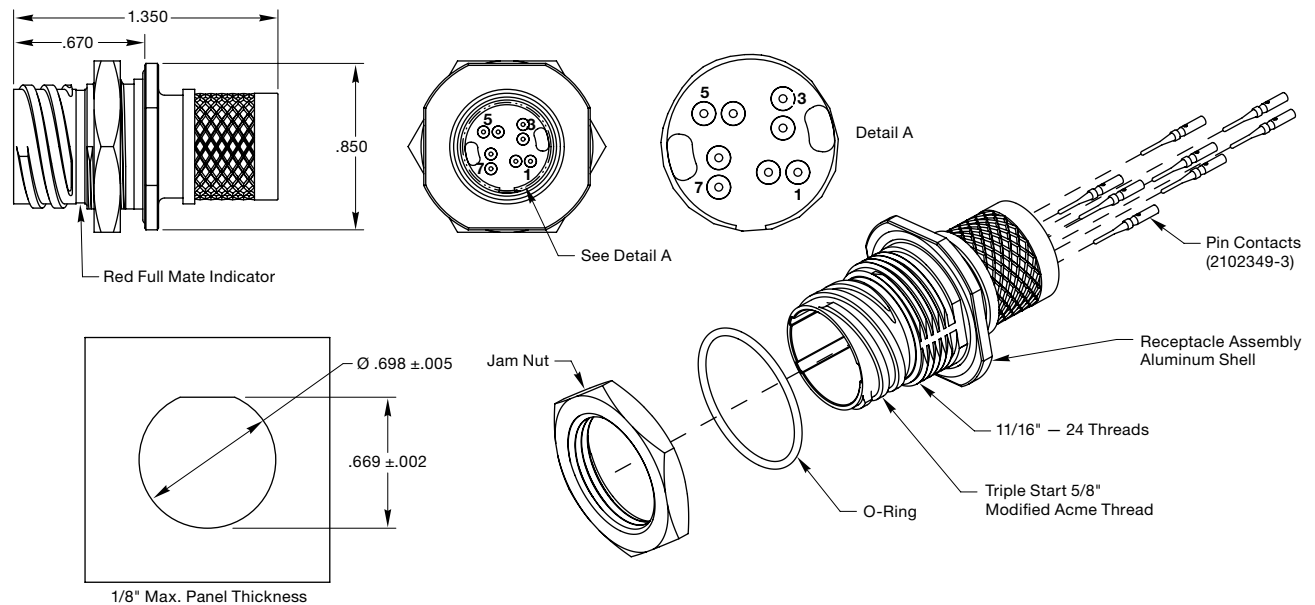


## CeeLok FAS-T Connectors

### PRODUCT DIMENSIONS

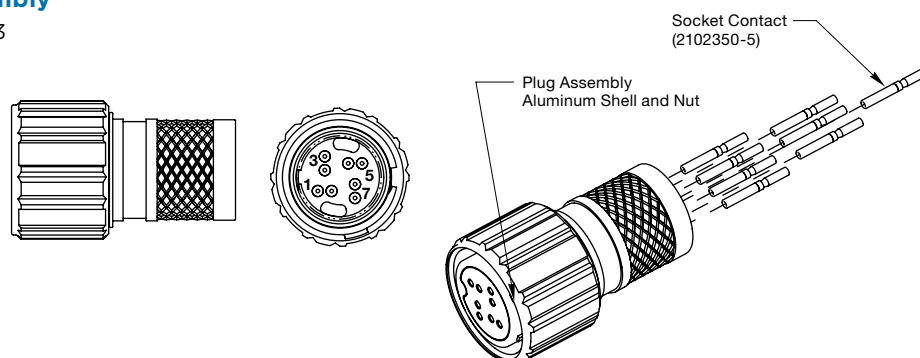
#### Receptacle Kit Assembly

Part No. 2102352



#### Plug Kit Assembly

Part No. 2102353



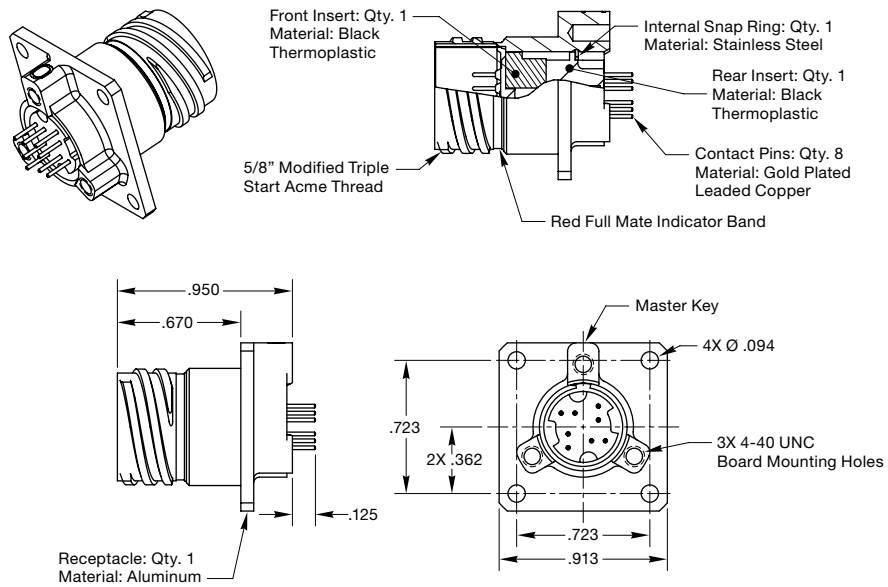


## CeeLok FAS-T Connectors

### PRODUCT DIMENSIONS

#### Boxmount Receptacle Assembly, PC Tail

Part No. 2102453





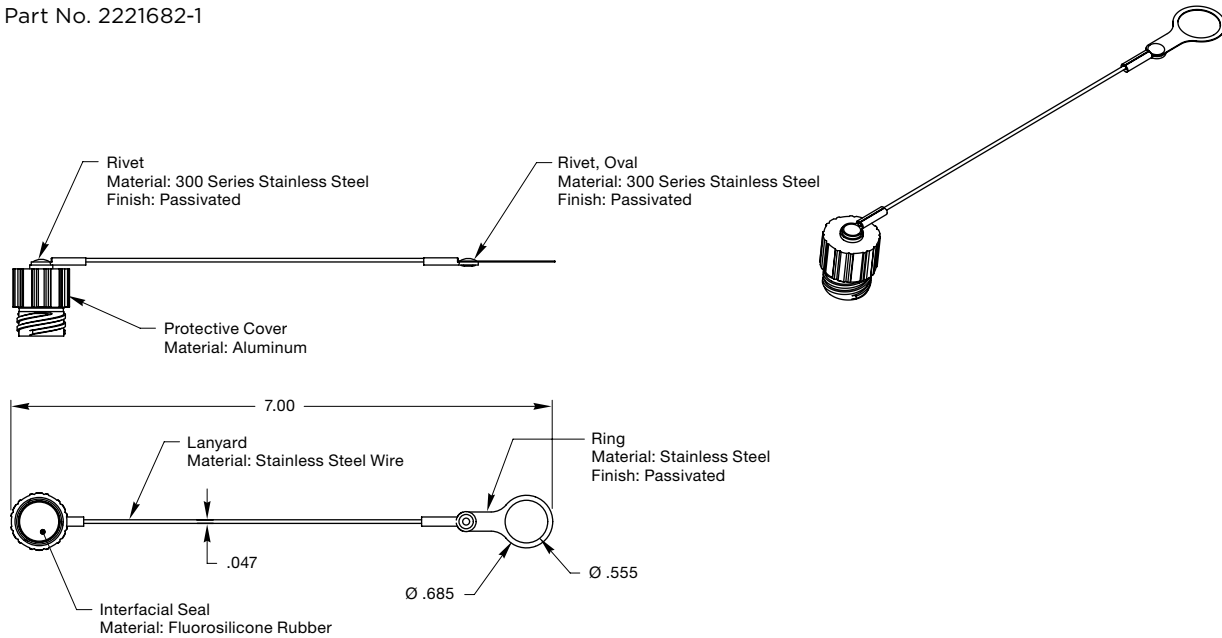


## CeeLok FAS-T Connectors

### PRODUCT DIMENSIONS

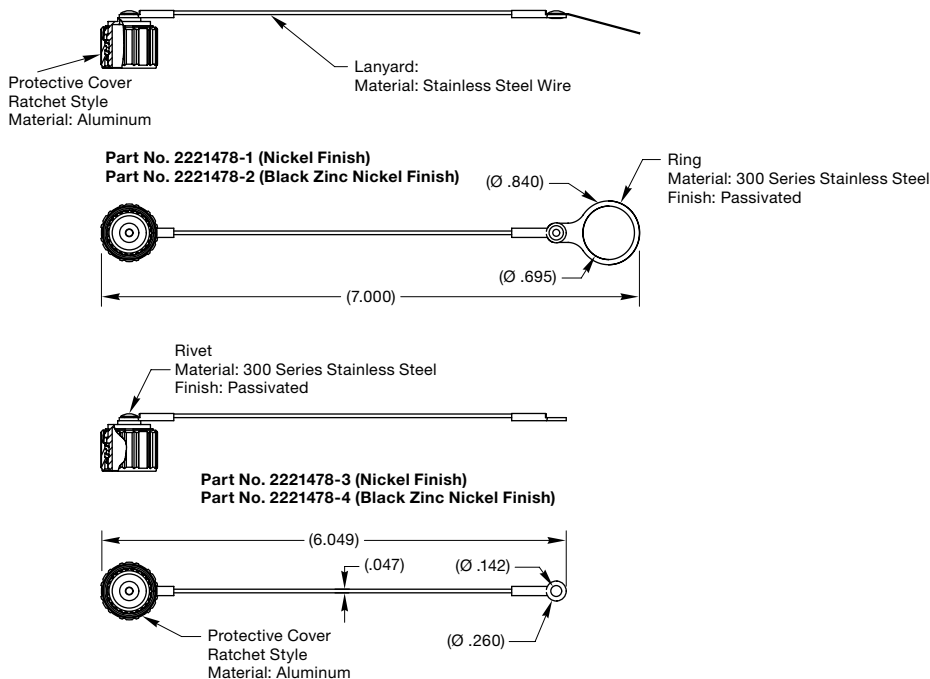
#### Protective Cover Cap, Plug

Part No. 2221682-1



#### Protective Cover Cap, Receptacle

Part No. 2221478-x





## CeeLok FAS-T Connectors

### ACCESSORIES

#### SolderSleeve Shield Terminators



##### Convenient and Effective

- Terminates a ground lead to cable shield in order to ground the shield
- Simple, quick termination
- Available with and without pigtails

##### Versatile

- Center or end strip for ease of termination
- Handles wide range of high data rate cables and diameters

##### Environmental

- Operating temperature: -55°C to +200°C
- Environmentally sealed
- Mechanically robust

##### Physical or Other Properties

- Terminates tin, silver and nickel flat or round braids
- Provides 360° of shielding

##### Product Offering

- Contact TE for a complete listing of SolderSleeve shield terminators

#### CRES-Lock Bandstraps



##### Easy to Use

- Quick, easy, cost-effective and reliable termination of braided shielding

##### High Performance

- Low profile, one-piece design eliminates EMI leakage paths

##### Rugged

- Shock, vibration and environmental tested to meet aerospace and defense requirements

##### Electrical

- Operating Temperature: -65°C to +200°C
- Electrical Resistance: Meets  $\leq 1.0 \text{ m}\Omega$  requirement of AS85049/128
- Corrosion Resistance: 500 hr. salt spray

##### Mechanical

- Tensile Strength: 200 lb.
- Braid Retention: Meets 100 lb. requirement of AS85049/128

##### Application Tooling

- Micro Tie-Dex II, A30199

Description	Part No.
Bandstrap	BND-0812S



## CeeLok FAS-T Connectors

### ACCESSORIES

#### Heat-Shrinkable Molded Boots



#### Hazard Matched

- Different materials to meet different temperature and environmental requirements
- Optional with pre-applied adhesives for quick installation and high-reliability IP67 sealing
- Epoxy sealing kits available

#### Versatile

- Sealing and strain relief to the wires and cables
- Straight or 90 degree cable exit

#### Application Tooling

- HL1910E or the HG-501A ThermoGun heat gun and appropriate hot air reflectors

### Product Offering

Temperature Range	Material	Adhesive Lined	Size* mm	Descriptive Part No.	
				Straight	90°
-20°C to 60°C	Flexible polyolefin	Yes	24/10.4/5.6	202K121-4/42-0	222K121-4/42-0
	Flexible polyolefin	Yes	30/14.2/5.9	202K132-4/42-0	222K132-4/42-0
-55°C to 120°C	Fluid-resistant elastomer	Yes	30/14.2/5.9	202K132-25/86-0	222K132-25/86-0
-55°C to 135°C	Flexible polyolefin	No	30/14.2/5.9	202K132-4-0	222K132-4-0
-55°C to 200°C	Modified fluoroelastomer	No	30/14.2/5.9	202K132-12-0	222K132-12-0
-75°C to 150°C	Fluid-resistant elastomer	Yes	30/14.2/5.9	202K132-25/225-0	222K132-25/225-0
	Fluid-resistant elastomer	No	30/14.2/5.9	202K132-25-0	222K132-25-0

\*Size = as-supplied diameter both ends/recovered diameter connector end/recovered diameter cable end.

### High-Data-Rate Cables



#### Compact and Lightweight

- Thin-wall technology for smaller, lighter cables
- 28 AWG to 22 AWG conductors

#### Versions for Common Protocols

- Fast and Gigabit Ethernet in Cat 5e and Quadrx configurations
- IEEE 1394
- USB

#### Rugged

- Specialized TE developed polymer formulations designed to support better mechanical and thermal performance in harsh environments
- State-of-the-art FAA approved foam dielectrics for better signal transmission
- Ruggedized zero halogen jacket for marine applications that passes the rigorous military standards for flammability while meeting stringent smoke and toxicity requirements

#### Customizable

- Customizable to meet mission-critical needs such as EMI, fluid resistance, and flammability
- Hybrid designs
- Electrical testing capability, including skew and eye patterns

#### Robust

- Operating temperature range from -55°C to +200°C
- Full range of shielding options for signal integrity

## LET'S CONNECT

We make it easy to connect with our experts and are ready to provide all the support you need. Just call your local support number or visit [www.te.com/industrial](http://www.te.com/industrial) to chat with a Product Information Specialist.

## Technical Support

[te.com/support-center](http://te.com/support-center)

North America	+1 800 522 6752	Asia Pacific	+86 400 820 6015
North America (Toll)	+1 717 986 7777	Japan	+81 044 844 8180
EMEA/South Africa	+800 0440 5100	Australia	+61 2 9554 2695
EMEA (Toll)	+31 73 624 6999	New Zealand	+64 (0) 9 634 4580
India (Toll-Free)	+800 440 5100		

# te.com/highspeed

AMP, AGASTAT, CeeLok FAS-T, CII, DEUTSCH, HARTMAN, KILOVAC, LL Rowe, MICRODOT, NANONICS, POLAMCO, Raychem, SEACON, SolderSleeve, ThermoGun, TE, TE Connectivity and the TE connectivity (logo) are trademarks of the TE Connectivity Ltd. family of companies. Other products, logos, and company names mentioned herein may be trademarks of their respective owners.

While TE Connectivity (TE) has made every reasonable effort to ensure the accuracy of the information herein, nothing herein constitutes any guarantee that such information is error-free, or any other representation, warranty or guarantee that the information is accurate, correct, reliable or current. The TE entity issuing this publication reserves the right to make any adjustments to the information contained herein at any time without notice. All implied warranties regarding the information contained herein, including, but not limited to, any implied warranties of merchantability or fitness for a particular purpose are expressly disclaimed. The dimensions herein are for reference purposes only and are subject to change without notice. Specifications are subject to change without notice.

Consult TE for the latest dimensions and design specifications.

© 2017 TE Connectivity Ltd. family of companies All Rights Reserved.

1-1773464-2 02/17

# Mouser Electronics

Authorized Distributor

Click to View Pricing, Inventory, Delivery & Lifecycle Information:

[TE Connectivity:](#)

[2102351-6](#)