
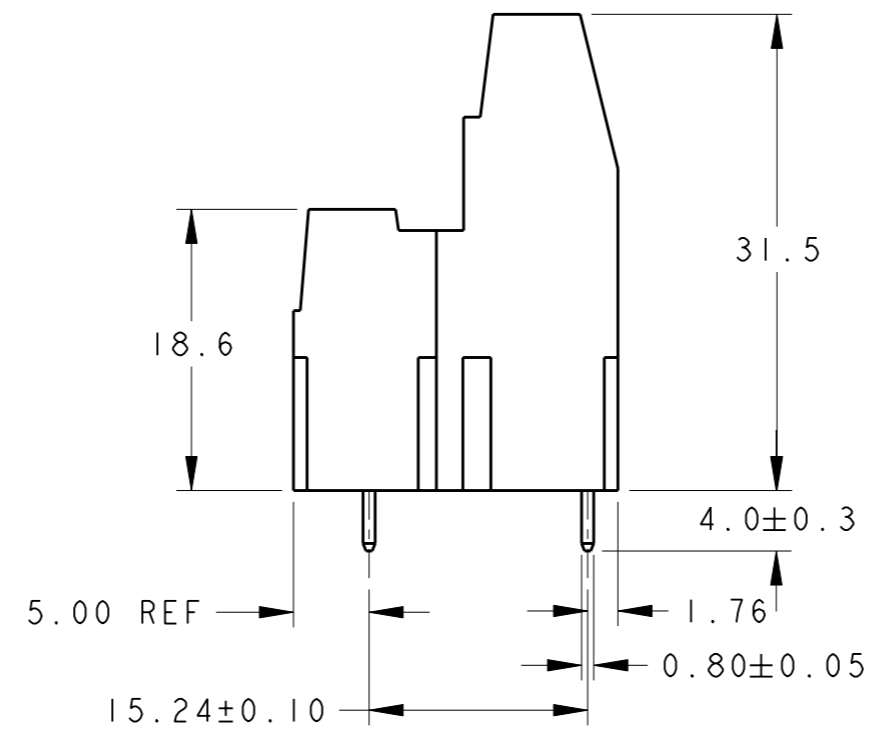
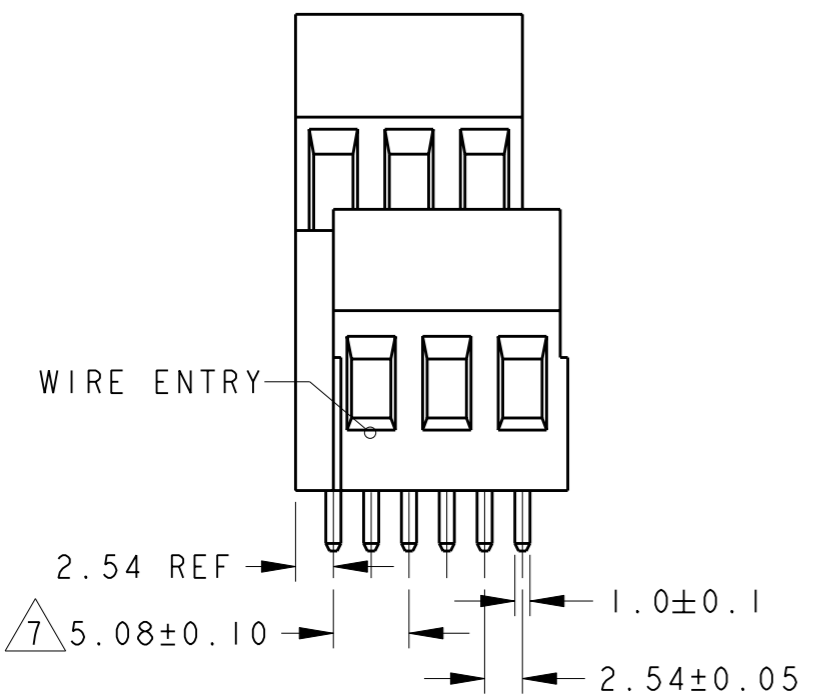
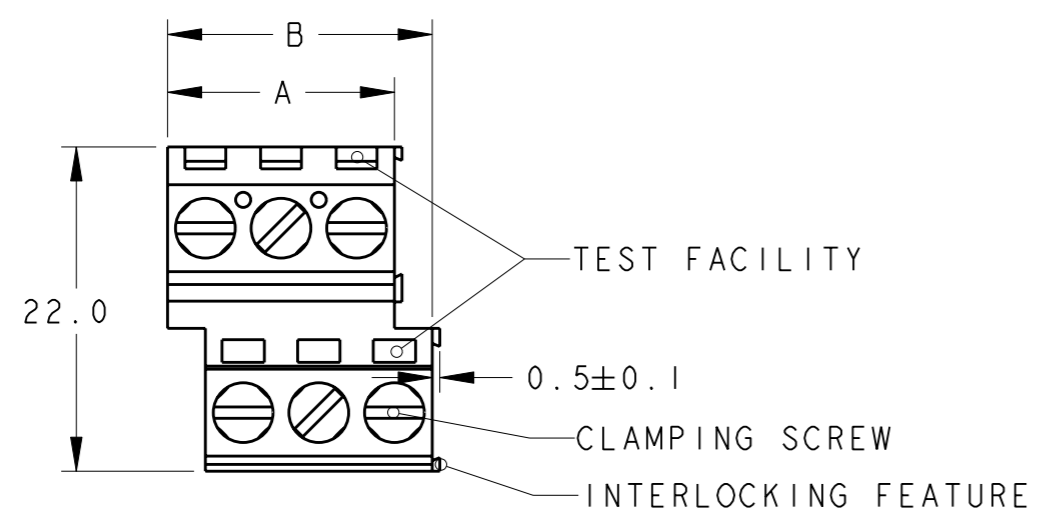


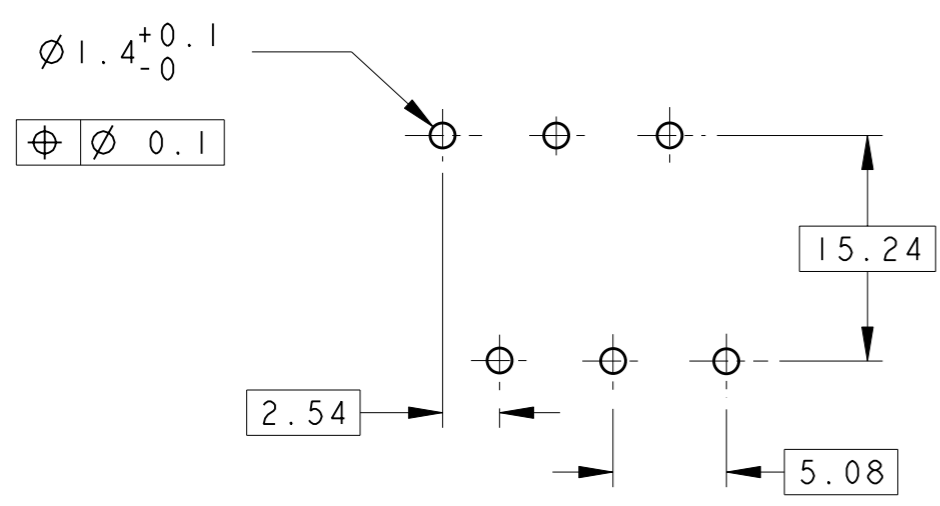
THIS DRAWING IS UNPUBLISHED. RELEASED FOR PUBLICATION 20  
 © COPYRIGHT 20 BY TYCO ELECTRONICS CORPORATION. ALL RIGHTS RESERVED.

LOC	DIST	REVISIONS				
P	LTR	DESCRIPTION	DATE	DWN	APVD	
FT	0	C	REVISED PER 0G3B-0119-01	19DEC2001	EZ DB	
		D	REVISED EC 0G3B-0875-03	21JAN2004	SW CR	
		D1	REVISED PER ECO-07-018776	29AUG2007	SS CR	



282909-3 AS SHOWN

RECOMMENDED PC BOARD LAYOUT



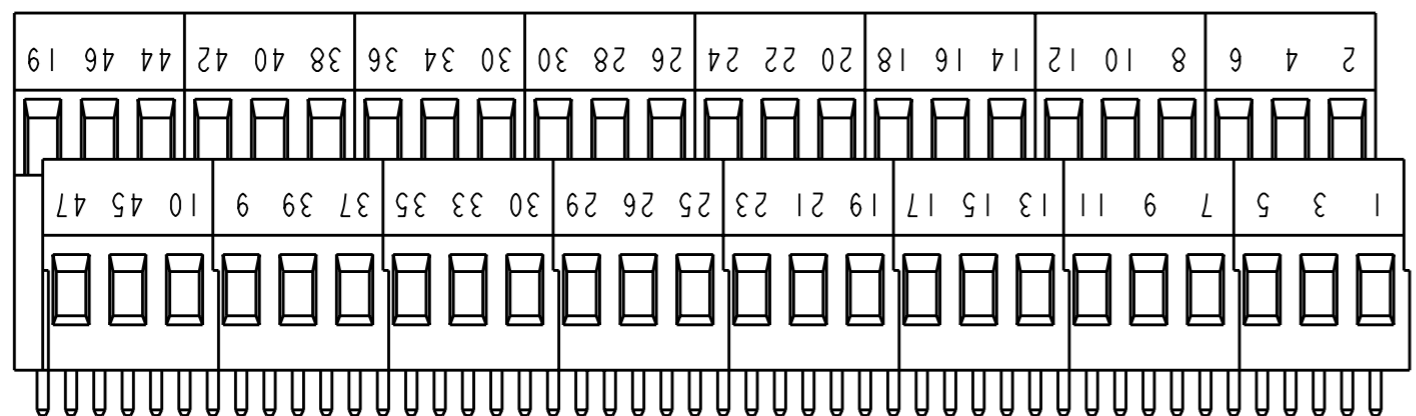
	8	SEE SHEET 2	63.50	60.96	12	282909-6	9
PRELIMINARY		-	124.46	121.92	24	282909-5	9
PRELIMINARY	8	SEE SHEET 2	124.46	121.92	24	282909-4	9
		-	17.78	15.24	3	282909-3	
		-	12.70	10.16	2	282909-2	
STATUS		MARKING	DIM.B	DIM.A	N° POS.	PART NUMBER	

<small>THIS DRAWING IS A CONTROLLED DOCUMENT FOR TYCO ELECTRONICS CORPORATION. IT IS SUBJECT TO CHANGE AND THE CONTROLLING ENGINEERING ORGANIZATION SHOULD BE CONTACTED FOR THE LATEST REVISION.</small>		DWN 19DEC2001 <b>E. ZANOLINI</b> CHK 19DEC2001 <b>D. BIEVENOUR</b> APVD 19DEC2001 <b>D. BIEVENOUR</b>		Tyco Electronics Harrisburg, PA 17105-3608	
DIMENSIONS: mm 		TOLERANCES UNLESS OTHERWISE SPECIFIED: 0 PLC ±. 1 PLC ±.3 2 PLC ±.25 3 PLC ±. 4 PLC ±. ANGLES ±2		NAME <b>TERMINAL BLOCK, PCB MOUNT          1ST AND 2ND LEVEL          STACKING W/ INTERLOCK, 5.08mm PITCH</b>	
MATERIAL		FINISH		PRODUCT SPEC 108-20166 APPLICATION SPEC 114-20079 WEIGHT -	
CUSTOMER DRAWING			SIZE A3 CAGE CODE 00779 DRAWING NO C-282909 RESTRICTED TO -		
SCALE 1:1			SHEET 1 OF 2 REV D1		

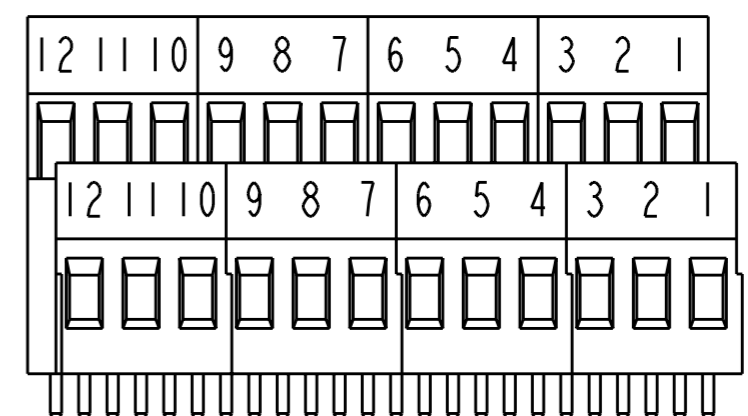
THIS DRAWING IS UNPUBLISHED. RELEASED FOR PUBLICATION 20  
 © COPYRIGHT 20 BY TYCO ELECTRONICS CORPORATION. ALL RIGHTS RESERVED.

LOC	DIST	REVISIONS			
P	LTR	DESCRIPTION	DATE	DWN	APVD
		SEE SHEET 1	-	-	-

- 1 MATERIALS AND FINISH  
HOUSING: PA 6-6, UL 94-V0, COLOR GREEN.  
CLAMP: BRASS, NICKEL PLATED.  
TERMINAL: BRASS, TIN PLATED.  
CLAMPING SCREW: M3, BRASS, NICKEL PLATED.
- 2 SUITABLE FOR 1,6-2,4mm PC BOARD THICKNESS.
- 3 END-TO-END STACKABLE W/INTERLOCK WITHOUT LOSS OF CENTERLINE SPACING.
- 4 WIRE SIZE RANGE  
12 - 30 AWG
- 5 RECOGNIZED UNDER THE COMPONENT PROGRAM OF UNDERWRITERS LABORATORIES INC. FILE N° E60677.
- 6 IMQ CERTIFICATE WITH SURVEILLANCE IN CONFORMITY WITH IEC 998-1/998-2-1.
- 7 NOT CUMULATIVE TOLERANCE.
- 8 INK MARKING, BLACK COLOR.
- 9 PART NUMBER IS OBTAINED BY GLUING AND ASSEMBLING TOGETHER (8) CONNECTORS P/N 282909-3



282909-4 AS SHOWN



282909-6 AS SHOWN

<small>THIS DRAWING IS A CONTROLLED DOCUMENT FOR TYCO ELECTRONICS CORPORATION IT IS SUBJECT TO CHANGE AND THE CONTROLLING ENGINEERING ORGANIZATION SHOULD BE CONTACTED FOR THE LATEST REVISION.</small>		DWN E. ZANOLINI 19DEC2001 CHK D. BIEVENOUR 19DEC2001 APVD D. BIEVENOUR 19DEC2001	Tyco Electronics Harrisburg, PA 17105-3608
DIMENSIONS: mm	TOLERANCES UNLESS OTHERWISE SPECIFIED: 0 PLC ±. 1 PLC ±.3 2 PLC ±.25 3 PLC ±. 4 PLC ±. ANGLES ±2	PRODUCT SPEC - APPLICATION SPEC - WEIGHT -	NAME <b>TERMINAL BLOCK, PCB MOUNT          1ST AND 2ND LEVEL          STACKING W/ INTERLOCK, 5.08mm PITCH</b>
MATERIAL -	FINISH -	SIZE A3	CAGE CODE 00779 DRAWING NO C-282909 RESTRICTED TO -
CUSTOMER DRAWING		SCALE 1:1	SHEET 2 OF 2 REV DI

# Mouser Electronics

Authorized Distributor

Click to View Pricing, Inventory, Delivery & Lifecycle Information:

[TE Connectivity:](#)

[282909-3](#)