

# Control and signaling units Ø30

Harmony® 9001K and 9001SK

Catalog

May 2019



# Quick access to product information

## Get technical information about your product

References

**Telefast Pre-wired System**  
Modicon ABE9 IP 67 passive splitter boxes

References					
Splitter boxes with connections by M2 connector					
Number of circuits	Connection by	LED indicator	Reference	Weight (kg)	
4	A-1012	Yes	ABE9C1012	0.270	
6	B-1012	Yes	ABE9C1012	0.320	
8	C-1012	Yes	ABE9C1012	0.370	
Splitter boxes with connections by Cable					
Number of circuits	Connection by	Length (mm)	Reference	Weight (kg)	
4	A-1012	5	ABE9C1012	0.280	
		10	ABE9C1012	0.330	
		15	ABE9C1012	0.380	
		20	ABE9C1012	0.430	
		25	ABE9C1012	0.480	
		30	ABE9C1012	0.530	
		35	ABE9C1012	0.580	
		40	ABE9C1012	0.630	
		45	ABE9C1012	0.680	
		50	ABE9C1012	0.730	
		55	ABE9C1012	0.780	
		60	ABE9C1012	0.830	
		65	ABE9C1012	0.880	
		70	ABE9C1012	0.930	
		75	ABE9C1012	0.980	
		80	ABE9C1012	1.030	
		85	ABE9C1012	1.080	
		90	ABE9C1012	1.130	
		95	ABE9C1012	1.180	
		100	ABE9C1012	1.230	

**Schneider Electric**

Add to favorites | Help | Historic

**XB5AL73415**  
green flush/red projecting double-headed pushbutton Ø22 with marking

Download your XB5AL73415 datasheet

Change your selection

Discover other products & accessories

Discover your Schneider Electric tools

Characteristics | Dimensions Drawings | Mounting and Clearance | Documents & Downloads

Main

Range of product	Harmony XB5
Product or component type	Complete double-headed push-button
Device short name	XB5
Device material	Plastic
Fixing collar material	Plastic
Head type	Standard
Mounting diameter	22 mm
Shape of signaling unit head	Rectangular
Type of operator	Spring return
Operator profile	1 flush - 1 projecting push-buttons
Operator description	Green "I" - red "O"
Contacts type and composition	1 NO + 1 NC
Contact operation	Slow break

Each commercial reference presented in a catalog contains a hyperlink. Click on it to obtain the technical information of the product:

- Characteristics, Dimensions and drawings, Mounting and clearance, Connections and schemas, Performance curves
- Product image, Instruction sheet, User guide, Product certifications, End of life manual

## Find your catalog



- > With just 3 clicks, you can reach the Industrial Automation and Control catalogs, in both English and French
- > Download Digi-Cat with this [link](#)

- Updated quarterly
- Embeds product selectors and configurators, 360° images, training centers
- Optimized search by commercial reference

## Select your training




- > Find the right [Training](#) for your needs on our Global website
- > Locate the training center with the selector tool, using this [link](#)



# General contents

## Harmony® 9001K and 9001SK pushbuttons, switches, and pilot lights

<b>Selection guide</b> .....	<b>page 2</b>
■ <b>Presentation</b> .....	<b>page 4</b>
■ <b>Description</b>	
□ Complete units 9001K, with chromium plated metal bezel .....	<b>page 6</b>
□ Complete units 9001SK, with double insulated bezel .....	<b>page 8</b>
■ <b>References</b>	
□ Complete units 9001K, with screw clamp terminals	
- Pushbuttons, spring return .....	<b>page 10</b>
- Mushroom head pushbuttons .....	<b>page 10</b>
- Selector switches and key switches .....	<b>page 11</b>
- Pilot lights with BA 9s base mounted .....	<b>page 12</b>
- Pilot lights with BA 9s, incandescent bulb .....	<b>page 12</b>
- Illuminated pushbuttons, spring return, push-push .....	<b>page 13</b>
- Illuminated pushbuttons, spring return, projecting push .....	<b>page 14</b>
- Illuminated mushroom head pushbuttons .....	<b>page 15</b>
- Mechanically interlocked pushbuttons .....	<b>page 15</b>
- Illuminated "Push to test" pushbuttons, spring return .....	<b>page 15</b>
- Illuminated selector switches with long handle .....	<b>page 16</b>
- Illuminated mushroom head pushbuttons, push-pull, Ø 41 .....	<b>page 17</b>
- Joystick controllers .....	<b>page 17</b>
□ Complete units 9001SK, with screw clamp terminals	
- Pushbuttons, spring return .....	<b>page 18</b>
- Mushroom head pushbuttons .....	<b>page 18</b>
- Pilot lights with BA 9s base mounted .....	<b>page 19</b>
- Pilot lights with BA 9s, incandescent bulb .....	<b>page 19</b>
- Selector switches .....	<b>page 20</b>
- Illuminated pushbuttons, spring return, flush push .....	<b>page 20</b>
- Illuminated pushbuttons, spring return, projecting push .....	<b>page 21</b>
- Illuminated mushroom head pushbuttons .....	<b>page 22</b>
- Mechanically interlocked pushbuttons .....	<b>page 22</b>
- Illuminated "Push to test" pushbuttons, spring return, projecting push .....	<b>page 22</b>
- Illuminated selector switches with long handle .....	<b>page 23</b>
- Illuminated mushroom head pushbuttons, push-pull, Ø 41 .....	<b>page 23</b>
□ Separate components, accessories and spare parts	
- Heads for spring return pushbuttons, unmarked .....	<b>page 24</b>
- Accessories for heads .....	<b>page 24</b>
- Light blocks for pilot lights and illuminated pushbuttons .....	<b>page 24</b>
- Contact blocks with protected terminals .....	<b>page 24</b>
- Aluminum legend plates for metal range .....	<b>page 25</b>
- Plastic legend plates for plastic range .....	<b>page 25</b>
- Emergency stop legend plate .....	<b>page 26</b>
- Caps and knobs .....	<b>page 27</b>
- Other accessories and enclosures .....	<b>page 28</b>
■ <b>Product reference index</b> .....	<b>page 30</b>

Product type	Pilot lights	Pushbuttons, selector switches, and pilot lights			Biometric switches	
						
<b>Description of range</b>	<ul style="list-style-type: none"> <li>LED pilot lights</li> </ul>	<ul style="list-style-type: none"> <li>Pushbuttons</li> <li>Multiple-headed pushbuttons</li> <li>Emergency Stop pushbuttons</li> <li>Selector switches and key switches</li> <li>Illuminated pushbuttons</li> <li>Pilot lights</li> <li>Flush mounted pushbuttons, selector switches, and pilot lights (1)</li> </ul>			<ul style="list-style-type: none"> <li>Fingerprint readers 24V ~</li> <li>Stand-alone biometric switches</li> <li>Stand-alone USB biometric switches</li> <li>USB biometric switches dedicated to Schneider HMI (2)</li> </ul>	
<b>Features</b>	<b>Products</b>	Monolithic, compact, low consumption	Complete units or sub-assemblies (body + head)			Monolithic
	<b>Bezel</b>	Double insulated	Double insulated (4)	Metal, chromium plated, or black	Double insulated	Double insulated, dark gray
	<b>Shape of head</b>	Circular	Circular, square, or rectangular	Circular	Circular or square	–
<b>Drilling or cut-out for fixing</b>		Ø 8 mm and Ø 12 mm/0.315 in. and 0.472 in.	Ø 16 mm/0.630 in.	Ø 22 mm/0.866 in. Ø 30 mm/1.181 in. (for flush mounted control and signaling units)	Ø 22 mm/0.866 in.	
<b>Degree of protection</b>	Conforming to IEC 60529	IP40 IP65 with seal	IP65	IP66, IP67, IP69, and IP69K	IP65 (control button)	
	Conforming to UL 508 and CSA C22-2 No. 14	–	Enclosure type 4, 4X, and 13			Enclosure type 12
<b>Cabling</b>		Tags for 2.8 x 0.5 mm/0.110 x 0.020 in. connectors or threaded connector	Faston connectors Solder pins for printed circuit boards (4) Fast connector socket (5)	Spring clamp terminal connections Screw clamp terminal connections Faston connectors Connector with adapter for printed circuit board	Cable or connectors	
<b>Mounting</b>	Panel thickness	1...8 mm/0.039...0.315 in.	1...6 mm/0.039...0.236 in.			
<b>Type references</b>		XVLA	XB6, XB6E	XB4	XB5	XB5S

(1) Flush mounted control and signaling units are available for Harmony XB4 and XB5 ranges only.  
 (2) Compatible with Magelis iPC, STU, OT, GXO, GT (except GT1000 series), GK, GH, and GTO models.  
 (3) Wireless and batteryless pushbutton and receiver ready-paired at the factory.

Wireless and batteryless pushbuttons	Pushbuttons, selector switches, and pilot lights	Joystick controllers	Pushbuttons, selector switches, and pilot lights	Cam switches		
						
<ul style="list-style-type: none"> <li>Wireless and batteryless pushbuttons and rope pull switch</li> <li>Configurable receivers</li> <li>Harmony Hub</li> </ul>	<ul style="list-style-type: none"> <li>Pushbuttons</li> <li>Emergency Stop and Emergency switching off pushbuttons</li> <li>Selector switches and key switches</li> <li>Illuminated pushbuttons</li> <li>Pilot lights</li> </ul>	<ul style="list-style-type: none"> <li>2- or 4-direction</li> <li>Stay put or spring return</li> </ul>	<ul style="list-style-type: none"> <li>Pushbuttons</li> <li>Emergency Stop pushbuttons</li> <li>Selector switches and key switches</li> <li>Illuminated pushbuttons</li> <li>Pilot lights</li> </ul>	<ul style="list-style-type: none"> <li>Switches</li> <li>Stepping switches</li> <li>Reversing and changeover switches</li> <li>Ammeter switches</li> <li>Voltmeter switches</li> <li>Reversing switches</li> <li>Star-delta and reversing star-delta switches</li> <li>Pole change switches</li> </ul>		
Ready-to-use packs (3) and "components" range	Monolithic	Complete units or sub-assemblies (body + head with lever)	Complete units or sub-assemblies (body + head)	Complete units or sub-assemblies (body + front panel+ head)		
Metal, chromium plated, or double insulated, black	Double insulated, dark gray (or white for pilot lights)	Metal, chromium plated	Double insulated, black	Metal, chromium plated, or double insulated, black		
Transmitter with circular head	Circular	Circular	Hexagonal	Square		
Ø 22 mm/0.866 in.			Ø 30 mm/1.181 in.	Ø 16 or Ø 22 mm/0.630 or 0.866 in.: series K10 Ø 22 mm/0.866 in. and multifixing: series K1/K2 4 holes, 48 or 68 centers: series K30...K150		
IP65	IP65 (control buttons and pilot lights) IP54 (Emergency switching off pushbuttons)	IP65	IP66	IP65: series K10 IP40, IP65 with seal: series K1/K2 IP40: series K30...K150		
Enclosure type 12	Enclosure type 3 (pushbuttons and Emergency stop) and 4 (pilot lights)	Enclosure type 4, 4X and 13	Enclosure type 4 and 13 (9001K) Enclosure type 4, 4X, 13 (9001SK)	–		
Wireless (transmitter) Through cable (receiver)	Screw and captive clamp terminal connections Faston clip connections (pilot lights)	Screw and captive clamp terminal connections				
1...6 mm/0.039...0.236 in.				0.5...6 mm/0.020...0.236 in. (depending on model)		
XB5R, XB4R	XB7	XD4PA	XD2GA	XD5PA	9001K, 9001SK	K10, K1, K2, K30, K50, K63, K115, K150

(4) For Harmony XB6 only.  
 (5) For Harmony XB6E only.

# Control and signaling units Ø 30

## Harmony 9001K & 9001SK range Pushbuttons, switches and pilot lights

### Presentation

The 30 mm/1.18 in. Harmony® 9001K and 9001SK control and signaling range offers a large choice of robust and reliable products to meet a great number of applications in heavy industries such as :

- Petrochemy
- Metallurgy
- Mining
- Oil and Gas
- Wastewater treatment
- Automobile manufacturing

■ Two family of products are available :

- The Harmony 9001K control and signaling units offering good robustness with a chromium plated metal bezel
- The Harmony 9001SK control and signaling units, with a double insulated bezel designed for applications requiring a high resistance to corrosion

■ These products are presented in the following pages under two forms :

- Complete units
- Sub-assemblies for user assembly (body sub-assemblies and head sub-assemblies)

■ The Harmony 9001 range is composed of :

- Pushbuttons and switches designed for Start/Stop control of machines and installations, adjustments and parametering (contact functions): Pushbuttons, selector/key switches, mushroom head pushbuttons.

- Pilot lights designed for visual signaling (signaling functions)

- Illuminated pushbuttons designed for control and signaling (contact functions + signaling functions)

■ The pushbuttons and switch control offer (illuminated and non-illuminated) is both broad and comprehensive:

- Flush, projecting, recessed, booted, spring return, push-pull marked or unmarked pushbuttons

- Emergency stop trigger action and mechanical latching pushbuttons (conforming to standards EN/IEC 60204-1 and EN/ISO 13850)

- Selector switches with long handle and key switches

- Joystick controllers

- Wobblesticks

- Wide choice of aluminum or plastic legend plates

- Wide choice of head colors

- Wide choice of accessories and spare parts common to both families


■ The pilot light signaling offer involves:

- LED integrated long-life and high luminosity pilot lights (Super Bright LED)

- Economic pilot lights with BA 9s incandescent bulbs

- A large range of voltages from 12 to 600 V

■ A complementary enclosures offer (enclosures in aluminum, in steel or in plastic) is also available.



Harmony 9001K control and signaling offer with chromium plated metal bezel



Harmony 9001SK control and signaling offer with double insulated bezel



### Installation

- The Harmony 9001 products are simple and quick to install:
  - Block setting by single installer with a single screw contact block,
  - Automatic self-grounding operators without additional wiring,
  - Easy function identification thanks to the colored contact blocks,
  - Clear window for status of contact operation and troubleshooting,
  - Side-by-side and/or stacked mounting of contact blocks to minimize enclosure space requirements.
  
- Connection is made through screw clamp terminals (cross headed/slotted screw).

### Environment

- Harmony 9001 range meets the most demanding international standards and approvals:
  - EN/IEC 60947-1, EN/IEC 60947-5-1, EN/IEC 60947-5-4, JIS C 4520, and 852
  - EN/IEC 60204-1 and EN/ISO 13850, Machinery Directive 2006/42/EC, EN/IEC 60947-5-5 for Emergency Stop mushroom head pushbuttons (if used with Emergency Stop legend plates)
  - UL 508, CSA C22-2 no. 14
  - International certifications : UL, CSA, NOM, RoHS, and GOST
  
- Products are originally oil-tight, dust-tight and water-tight. No boot needs to be added. The following degrees of protection may be reached:

	According to IEC 61140	According to NEMA
9001K chromium plated metal bezel	IP66	Type 1, 2, 3, 3R, 4, 12 et 13
9001SK plastic bezel	IP66	Type 1, 2, 3, 3R, 4, 4X, 12 et 13

For more technical information, please consult our site [www.schneider-electric.com](http://www.schneider-electric.com).


# Control and signaling units Ø 30

Harmony 9001K & 9001SK range  
 Pushbuttons, switches and pilot lights  
 with chromium plated metal bezel  
 Complete units 9001K

## Complete units


### Contact functions

#### Pushbuttons, spring return



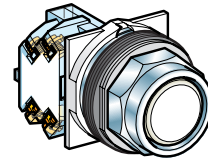
Flush push

9001KR1●●● see [page 10](#)



Projecting push

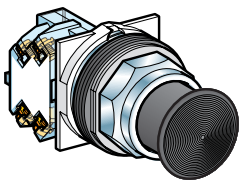
9001KR3●●● see [page 10](#)



Recessed push (high guard)

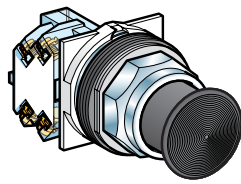
9001KR2●●● see [page 10](#)

#### Mushroom head pushbuttons



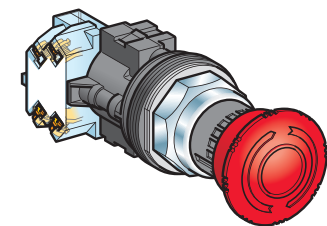
Spring return Ø 35/1.38 in., Ø 40/1.58 in., Ø 57/2.24 in., or Ø 60/2.36 in.

9001KR2●●H13 see [page 10](#)



Latching Ø 35/1.38 in., Ø 40/1.58 in., Ø 41/1.61 in., Ø 57/2.24 in., or Ø 60/2.36 in.

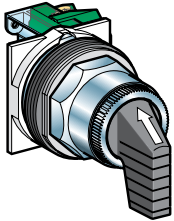
9001KR●●● see [page 10](#)



Turn to release, trigger action

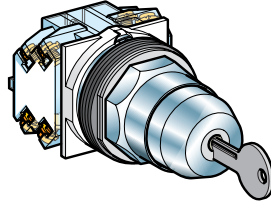
9001KR16 see [page 10](#)

#### Selector switches, key switches and joystick controllers



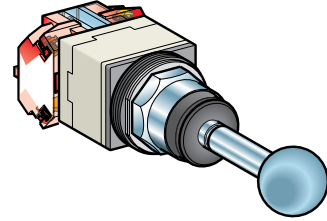
Selector switches, long black handle

9001KS●●FBH●● see [page 11](#)



Key switches

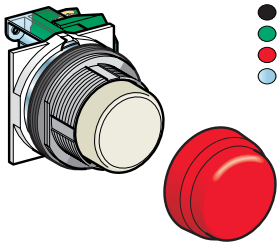
9001KS●●K●H●● see [page 11](#)



Joystick controllers

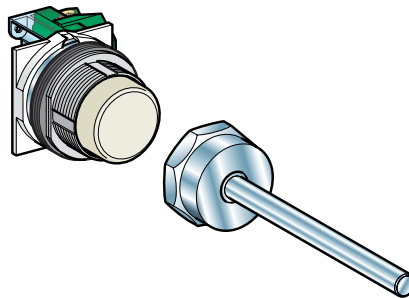
9001K●●H● see [page 17](#)

#### Booted pushbuttons and wobblestick (with accessories)



Booted pushbuttons

9001KR●●● + 9001KU● see pages 10 and 24




Wobblestick

9001KR●●● + 9001K8 see pages 10 and 24


#### Light functions

##### Pilot lights



BA 9s base mounted super bright LED

9001KP●●● see [page 12](#)



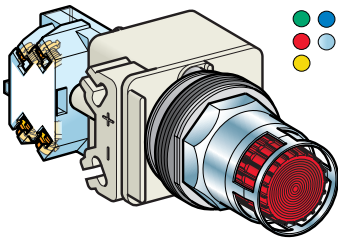
BA 9s incandescent bulb

9001KP●●● see [page 12](#)

## Complete units

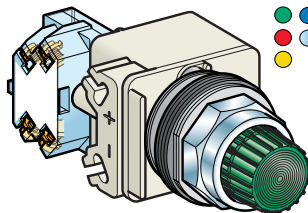
### Combined contact and light functions

#### Illuminated pushbuttons, spring return



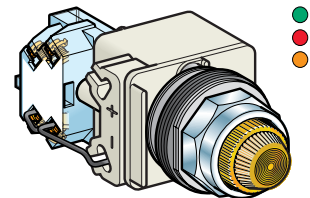
Flush push, super bright LED

9001K●L●●● see [page 13](#)



Projecting push

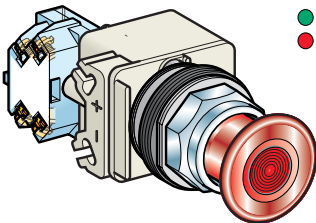
9001K2L●●● see [page 14](#)



"Push to test", projecting push, super bright LED

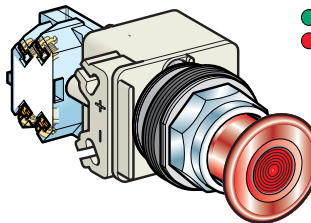
9001KT●●●31 see [page 15](#)

#### Ø 41/1.61 in. mushroom head illuminated pushbuttons, super bright LED



2-position, push-pull

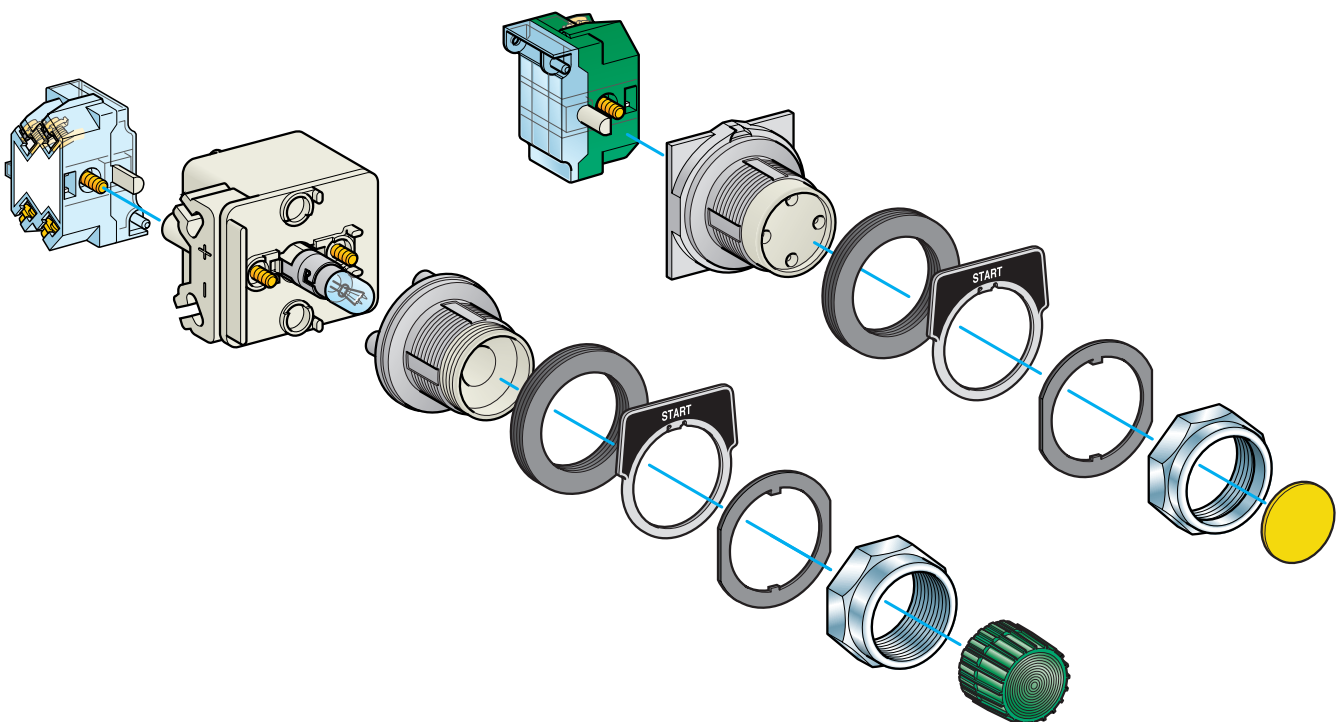
9001KR9P●●● see [page 15](#)



3-position, push-pull

9001KR8P●●● see [page 15](#)

## Separate components and accessories





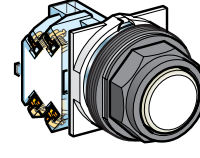

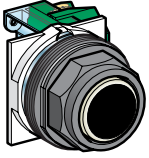
# Control and signaling units Ø 30

Harmony 9001K & 9001SK range  
 Pushbuttons, switches and pilot lights  
 with double insulated bezel  
 Complete units 9001SK

## Complete units

### Contact functions

#### Pushbuttons, spring return



#### Flush push

9001SKR1●●● see [page 18](#)

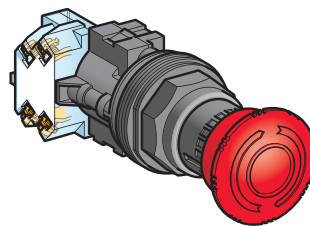
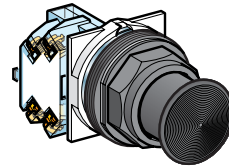
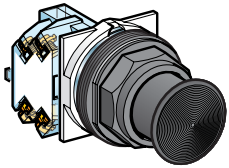
#### Projecting push

9001SKR3●●● see [page 18](#)

#### Recessed push (high guard)

9001SKR2●●● see [page 18](#)

### Mushroom head pushbuttons



#### Spring return Ø 35/1.38 in., or Ø 57/2.24 in.

9001SKR2●●H13 see [page 18](#)

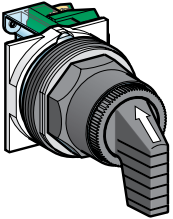
#### Latching Ø 35/1.38 in., Ø 41/1.61 in., or Ø 57/2.24 in.

9001SKR●●● see [page 18](#)

#### Turn to release, trigger action

9001SKR16 see [page 18](#)

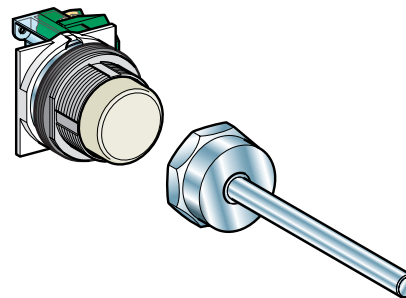
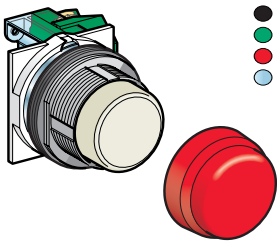
### Selector switches



#### Selector switches, long black handle

9001SKS●●FBH●● see [page 20](#)

### Booted pushbuttons and wobblestick (with accessories)



#### Booted pushbuttons

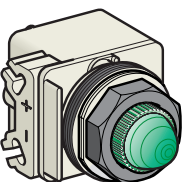
9001SKR●●● + 9001KU● see pages 24 and 18

#### Wobblestick

9001SKR●●● + 9001K8 see pages 24 and 18

### Light functions

#### Pilot lights



#### BA 9s base mounted super bright LED

9001SKP●●● see [page 19](#)

#### BA 9s incandescent bulb

9001SKP●●● see [page 19](#)

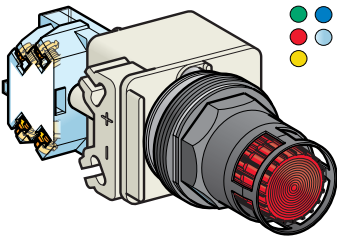
# Control and signaling units Ø 30

Harmony 9001K & 9001SK range  
 Pushbuttons, switches and pilot lights  
 with double insulated bezel  
 Complete units 9001SK

## Complete units

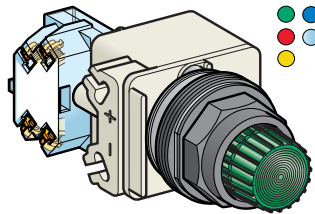
### Combined contact and light functions

#### Illuminated pushbuttons, spring return



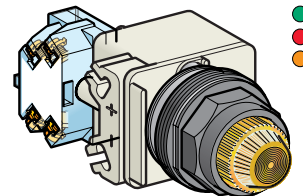
Flush push

9001SK1L●●● see [page 20](#)



Projecting push

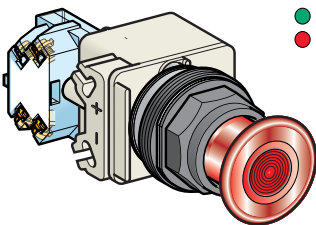
9001SK2L●●● see [page 21](#)



"Push to test", projecting push

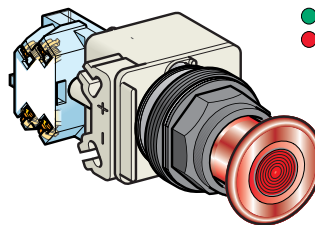
9001SKT●●●31 see [page 22](#)

#### Ø 41/1.61 in. mushroom head illuminated pushbuttons



2-position, push-pull

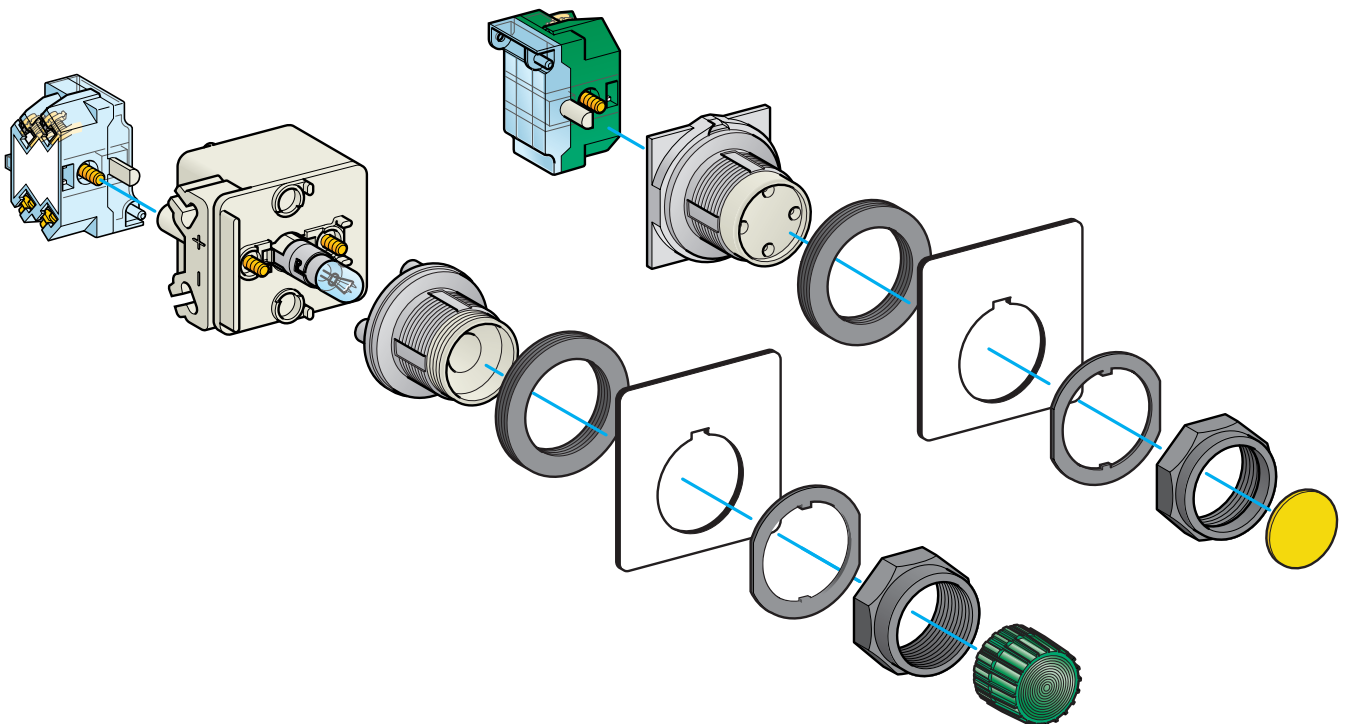
9001SKR9P●●● see [page 23](#)



3-position, push-pull

9001SKR8P●●● see [page 23](#)

## Separate components and accessories



# Control and signaling units Ø 30

Harmony 9001K & 9001SK range


Pushbuttons, switches and pilot lights

with chromium plated metal bezel

Complete units 9001K, with screw clamp terminals



9001KR1GH5



9001KR1UH5



9001KR2UH13



9001KR24RH13



9001KR25BH13



9001KR9GM94



9001KR9RM95



9001KR16H13

## Pushbuttons, spring return

Shape of head	Type of push	Type of contact	Type of contact			Color	Reference	Weight kg/lb
			NO	NC	CO			
	Flush		1	–	–	Black	9001KR1BH5	0.121/0.267
			–	–	–	Green	9001KR1GH5	0.121/0.267
			–	–	1	Black	9001KR1BH13	0.121/0.267
			–	–	1	Green	9001KR1GH13	0.121/0.267
			–	–	1	Red	9001KR1RH13	0.121/0.267
			–	–	1	Multi-color	9001KR1UH13 (1)	0.121/0.267
	Projecting		1	–	–	Multi-color	9001KR1UH5 (1)	0.121/0.267
			–	1	–	Red	9001KR3RH6	0.128/0.282
			–	–	1	Multi-color	9001KR3UH13 (1)	0.128/0.282
			1	–	–	Multi-color	9001KR3UH5 (1)	0.128/0.282
	Recessed (high guard)		1	–	–	Green	9001KR2GH5	0.136/0.300
			–	–	1	Multi-color	9001KR2UH13 (1)	0.136/0.300
			1	–	–	Multi-color	9001KR2UH5 (1)	0.136/0.300

## Mushroom head pushbuttons

Shape of head	Type of push	Diameter mm/in.	Type of contact			Color	Head material	Reference	Weight kg/lb
			NO	NC	CO				
	Spring return	Ø 35/1.38 Screw-in with set screw security	–	–	1	Black	Plastic	9001KR24BH13	0.126/0.278
			–	–	1	Red	Plastic	9001KR24RH13	0.126/0.278
	Snap in Knob	Ø 35/1.38 Snap in Knob	–	1	–	Red	Plastic	9001KR4RH6	0.154/0.340
			–	–	–	Black	Metal	9001KR24BM	0.141/0.311
			–	–	–	Red	Metal	9001KR24RM	0.141/0.311
			–	–	–	Green	Metal	9001KR24GM	0.141/0.311
			–	–	1	Black	Plastic	9001KR25BH13	0.132/0.291
			–	–	1	Red	Plastic	9001KR25RH13	0.132/0.291
	Snap in Knob	Ø 57/2.24 Snap in Knob	–	1	–	Red	Plastic	9001KR5RH6	0.154/0.340
			–	–	–	Black	Metal	9001KR25BM	0.150/0.331
			–	–	–	Red	Metal	9001KR25RM	0.150/0.331
			–	–	–	Green	Metal	9001KR25GM	0.150/0.331
			–	2	–	Black	Plastic	9001KR8BH25	0.195/0.430
			–	2	–	Red	Plastic	9001KR8RH25	0.195/0.430
	3 positions: Push-pull (maintained center position) 2 maintained positions: Push-pull	Ø 35/1.38	–	1	–	Red	Plastic	9001KR9R20H6	0.141/0.311
			–	–	–	Black	Metal	9001KR9BM94	0.141/0.311
			–	–	–	Red	Metal	9001KR9RM94	0.141/0.311
			–	–	–	Green	Metal	9001KR9GM94	0.141/0.311
			–	–	1	Black	Plastic	9001KR9BH13	0.141/0.311
			–	–	1	Red	Plastic	9001KR9RH13	0.141/0.311
	Screw-in with set screw security (2)	Ø 40/1.58	–	–	–	Red	Plastic	9001KR9R94H13	0.141/0.311
			–	1	–	Red	Plastic	9001KR9RH6	0.141/0.311
			–	–	–	Black	Plastic	9001KR9BH13	0.141/0.311
			–	–	–	Red	Plastic	9001KR9RH13	0.141/0.311
			–	–	–	Red	Plastic	9001KR9R94H13	0.141/0.311
			–	–	–	Red	Plastic	9001KR9RH6	0.141/0.311
	Screw-in with set screw security (2)	Ø 41/1.61	–	–	–	Black	Plastic	9001KR9BH13	0.141/0.311
			–	–	–	Red	Plastic	9001KR9RH13	0.141/0.311
			–	–	–	Red	Plastic	9001KR9R94H13	0.141/0.311
			–	1	–	Red	Plastic	9001KR9RH6	0.141/0.311
			–	–	–	Black	Metal	9001KR9BM95	0.150/0.331
			–	–	–	Red	Metal	9001KR9RM95	0.150/0.331
	Screw-in with set screw security (2)	Ø 60/2.36	–	–	–	Green	Metal	9001KR9GM95	0.150/0.331
			–	1	–	Red	Plastic	9001KR9R21H6	0.141/0.311
			1	1	–	Red	Plastic	9001KR16H13	0.141/0.311
			2	2	–	Red	Plastic	9001KR16H2	0.141/0.311
			–	–	–	Red	Plastic	9001KR16 (2)	0.141/0.311
			–	–	–	Red	Plastic	9001KR16 (2)	0.141/0.311

(1) Supplied with 7 different colored caps: black, green, red, yellow, blue, white and orange, ready for clipping-in.

(2) Supplied without contact block. To order contact blocks, see page 24.

(3) Mushroom head Emergency stop trigger action and mechanical latching pushbuttons conform to standards EN/IEC 60204-1 and EN/ISO 13850, Machinery Directive 2006/42/EC, and EN/IEC 60947-5-5 when used with Emergency Stop legend plate 9001KN8330 or 9001KN9330, see page 26.

# Control and signaling units Ø 30



Harmony 9001K & 9001SK range

Pushbuttons, switches and pilot lights

with chromium plated metal bezel

Complete units 9001K, with screw clamp terminals

**Selector switches and key switches (For information on contact actuation sequence, please refer to our site [www.schneider-electric.com](http://www.schneider-electric.com))**

Shape of head	Mount on side	Contact block (order separately)	Contact status 1 - closed 0 - open	Number and type of positions	Reference	Weight kg/lb
 9001KS43FB Long handle, black	1 or 2	9001KA2		2 stay put	9001KS11FB	0.172/0.379
	1 or 2	9001KA2		2 spring return from right to left	9001KS34FB	0.172/0.379
	1	9001KA1		3 stay put	9001KS43FB	0.172/0.379
	1 or 2	9001KA1		3 stay put	9001KS46FB	0.172/0.379
	1 or 2	9001KA1		3 spring return from left to center	9001KS63FB	0.172/0.379
	1 or 2	9001KA1		3 spring return to center	9001KS53FB	0.172/0.379
	Side 2	9001KA1		4 stay put	9001KS88FB	0.172/0.379
Side 1	9001KA1					
 9001KS11K1R Key (Ronis no. 455)	1 or 2	9001KA2		2 stay put	9001KS11K1R	0.207/0.456
	1 or 2	9001KA1		2 stay put	9001KS11K1R	0.207/0.456
	1 or 2	9001KA1		2 stay put	9001KS11K3R	0.207/0.456
	1 or 2	9001KA1		3 stay put	9001KS43K5R	0.234/0.516
	1 or 2	9001KA1		3 spring return to center	9001KS53K5R	0.234/0.516



Key (E10)

For E 10 key, remove R from reference.

Ex: 9001KS11K1R: Ronis key  
9001KS11K1: E10 key

**Note :** Other contact configurations are available. Please contact our Customer Care Centre.

# Control and signaling units Ø 30


Harmony 9001K & 9001SK range

Pushbuttons, switches and pilot lights

with chromium plated metal bezel

Complete units 9001K, with screw clamp terminals

### Pilot lights with BA 9s base mounted (super bright LED, included)

Shape of head	Supply voltage V	Color	Reference	Weight kg/lb
	24 ~	Green	<a href="#">9001KP35LGG9</a>	0.134/0.295
		Red	<a href="#">9001KP35LRR9</a>	0.134/0.295
		Amber	<a href="#">9001KP35LYA9</a>	0.134/0.295
		Blue	<a href="#">9001KP35LLL9</a>	0.134/0.295
		White	<a href="#">9001KP35LWW9</a>	0.134/0.295
	48 ~	Green	<a href="#">9001KP36LGG9</a>	0.134/0.295
		Red	<a href="#">9001KP36LRR9</a>	0.134/0.295
		Amber	<a href="#">9001KP36LYA9</a>	0.134/0.295
		Blue	<a href="#">9001KP36LLL9</a>	0.134/0.295
		White	<a href="#">9001KP36LWW9</a>	0.134/0.295
	120 ~	Green	<a href="#">9001KP38LGG9</a>	0.134/0.295
		Red	<a href="#">9001KP38LRR9</a>	0.134/0.295
		Amber	<a href="#">9001KP38LYA9</a>	0.134/0.295
		Blue	<a href="#">9001KP38LLL9</a>	0.134/0.295
		White	<a href="#">9001KP38LWW9</a>	0.134/0.295

109202



9001KP35LLL9

### Pilot lights with BA 9s, incandescent bulb (bulb included)

Shape of head	Supply	Supply voltage V	Color	Reference	Weight kg/lb
	Direct supply for BA 9s bulb (included)	12 ~	Green	<a href="#">9001KP32G9</a>	0.134/0.295
			Red	<a href="#">9001KP32R9</a>	0.134/0.295
			Amber	<a href="#">9001KP32A9</a>	0.134/0.295
			Blue	<a href="#">9001KP32L9</a>	0.134/0.295
		24 ~	Green	<a href="#">9001KP35G9</a>	0.134/0.295
			Red	<a href="#">9001KP35R9</a>	0.134/0.295
			Amber	<a href="#">9001KP35A9</a>	0.134/0.295
			Blue	<a href="#">9001KP35L9</a>	0.134/0.295
		48 ~	Green	<a href="#">9001KP36G9</a>	0.134/0.295
			Red	<a href="#">9001KP36R9</a>	0.134/0.295
			Amber	<a href="#">9001KP36A9</a>	0.134/0.295
			Blue	<a href="#">9001KP36L9</a>	0.134/0.295
		120 ~	Green	<a href="#">9001KP38G9</a>	0.134/0.295
			Red	<a href="#">9001KP38R9</a>	0.134/0.295
			Amber	<a href="#">9001KP38A9</a>	0.134/0.295
			Blue	<a href="#">9001KP38L9</a>	0.134/0.295
	Via integral transformer for BA 9s 6 V bulb (included)	120 ~	Green	<a href="#">9001KP1G9</a>	0.210/0.463
			Red	<a href="#">9001KP1R9</a>	0.210/0.463
			Amber	<a href="#">9001KP1A9</a>	0.210/0.463
			Blue	<a href="#">9001KP1L9</a>	0.210/0.463
		230 ~	Green	<a href="#">9001KP7G9</a>	0.210/0.463
			Red	<a href="#">9001KP7R9</a>	0.210/0.463
			Amber	<a href="#">9001KP7A9</a>	0.210/0.463
			Blue	<a href="#">9001KP7L9</a>	0.210/0.463
		380 ~	Green	<a href="#">9001KP5G9</a>	0.210/0.463
			Red	<a href="#">9001KP5R9</a>	0.210/0.463
			Amber	<a href="#">9001KP5A9</a>	0.210/0.463
			Blue	<a href="#">9001KP5L9</a>	0.210/0.463
		600 ~	Green	<a href="#">9001KP6G9</a>	0.210/0.463
			Red	<a href="#">9001KP6R9</a>	0.210/0.463
			Amber	<a href="#">9001KP6A9</a>	0.210/0.463
			Blue	<a href="#">9001KP6L9</a>	0.210/0.463

108201



9001KP38R9

106200



9001KP1G9

## Control and signaling units Ø 30


Harmony 9001K &amp; 9001SK range

Pushbuttons, switches and pilot lights

with chromium plated metal bezel

Complete units 9001K, with screw clamp terminals

## Illuminated pushbuttons, spring return, push-push (super bright LED, included)

Shape of head	Description supply	Type of contact	Supply voltage V	Color	Reference	Weight kg/lb
						
		CO				

## Extended metallic guard



9001K3L35LRRH13



<b>BA 9s base mounted LED (included)</b>	1	24 ~	Red	<a href="#">9001K3L35LRRH13</a>	0.175/0.386	
			Green	<a href="#">9001K3L35LGGH13</a>	0.175/0.386	
			Amber	<a href="#">9001K3L35LYAH13</a>	0.175/0.386	
	48 ~	Red	<a href="#">9001K3L36LRRH13</a>	0.175/0.386		
		Green	<a href="#">9001K3L36LGGH13</a>	0.175/0.386		
		Amber	<a href="#">9001K3L36LYAH13</a>	0.175/0.386		
	120 ~	Red	<a href="#">9001K3L38LRRH13</a>	0.175/0.386		
		Green	<a href="#">9001K3L38LGGH13</a>	0.175/0.386		
		Amber	<a href="#">9001K3L38LYAH13</a>	0.175/0.386		
	<b>Direct supply for BA 9s incandescent bulb (included)</b>	1	24 ~	Red	<a href="#">9001K3L35RH13</a>	0.175/0.386
				Green	<a href="#">9001K3L35GH13</a>	0.175/0.386
				Amber	<a href="#">9001K3L35AH13</a>	0.175/0.386
1	48 ~	Red	<a href="#">9001K3L36RH13</a>	0.175/0.386		
		Green	<a href="#">9001K3L36GH13</a>	0.175/0.386		
		Amber	<a href="#">9001K3L36AH13</a>	0.175/0.386		
1	120 ~	Red	<a href="#">9001K3L38RH13</a>	0.175/0.386		
		Green	<a href="#">9001K3L38GH13</a>	0.175/0.386		
		Blue	<a href="#">9001K3L38LH13</a>	0.175/0.386		
		Amber	<a href="#">9001K3L38AH13</a>	0.175/0.386		
		White	<a href="#">9001K3L38WH13</a>	0.175/0.386		
		Clear	<a href="#">9001K3L38CH13</a>	0.175/0.386		
<b>Via integral transformer for BA 9s 6 V incandescent bulb (included)</b>	1	120 ~	Red	<a href="#">9001K3L1RH13</a>	0.250/0.551	
			Green	<a href="#">9001K3L1GH13</a>	0.250/0.551	
			Amber	<a href="#">9001K3L1AH13</a>	0.250/0.551	
	230 ~	Red	<a href="#">9001K3L7RH13</a>	0.250/0.551		
		Green	<a href="#">9001K3L7GH13</a>	0.250/0.551		
		Amber	<a href="#">9001K3L7AH13</a>	0.250/0.551		

## Full guard in plastic






9001K1L35LGGH13





<b>BA 9s base mounted (included)</b>	1	24 ~	Red	<a href="#">9001K1L35LRRH13</a>	0.166/0.366
			Green	<a href="#">9001K1L35LGGH13</a>	0.166/0.366
			Amber	<a href="#">9001K1L35LYAH13</a>	0.166/0.366
	1	48 ~	Red	<a href="#">9001K1L36LRRH13</a>	0.166/0.366
			Green	<a href="#">9001K1L36LGGH13</a>	0.166/0.366
			Amber	<a href="#">9001K1L36LYAH13</a>	0.166/0.366
	1	120 ~	Red	<a href="#">9001K1L38LRRH13</a>	0.166/0.366
			Green	<a href="#">9001K1L38LGGH13</a>	0.166/0.366
			Amber	<a href="#">9001K1L38LYAH13</a>	0.166/0.366

# Control and signaling units Ø 30

Harmony 9001K & 9001SK range  
 Pushbuttons, switches and pilot lights  
 with chromium plated metal bezel  
 Complete units 9001K, with screw clamp terminals

Illuminated pushbuttons, spring return, projecting push							
Shape of head	Type of contact			Supply voltage V	Color	Reference	Weight kg/lb
	NO late break	NC	CO				
<b>BA 9s base mounted LED (included)</b>							
	-	-	1	24 ~	Red	<a href="#">9001K2L35LRRH13</a>	0.166/0.366
					Green	<a href="#">9001K2L35LGGH13</a>	0.166/0.366
					Amber	<a href="#">9001K2L35LYAH13</a>	0.166/0.366
	-	-	1	48 ~	Red	<a href="#">9001K2L36LRRH13</a>	0.166/0.366
					Green	<a href="#">9001K2L36LGGH13</a>	0.166/0.366
					Amber	<a href="#">9001K2L36LYAH13</a>	0.166/0.366
	-	-	1	120 ~	Red	<a href="#">9001K2L38LRRH13</a>	0.166/0.366
					Green	<a href="#">9001K2L38LGGH13</a>	0.166/0.366
					Amber	<a href="#">9001K2L38LYAH13</a>	0.166/0.366
<b>Direct supply for BA 9s incandescent bulb (included)</b>							
	-	-	1	24 ~	Red	<a href="#">9001K2L35RH13</a>	0.166/0.366
					Green	<a href="#">9001K2L35GH13</a>	0.166/0.366
					Amber	<a href="#">9001K2L35AH13</a>	0.166/0.366
					Blue	<a href="#">9001K2L35LH13</a>	0.166/0.366
					White	<a href="#">9001K2L35WH13</a>	0.166/0.366
	-	-	1	48 ~	Red	<a href="#">9001K2L36RH13</a>	0.166/0.366
					Green	<a href="#">9001K2L36GH13</a>	0.166/0.366
					Amber	<a href="#">9001K2L36AH13</a>	0.166/0.366
					Blue	<a href="#">9001K2L36LH13</a>	0.166/0.366
					White	<a href="#">9001K2L36WH13</a>	0.166/0.366
	-	-	1	120 ~	Red	<a href="#">9001K2L38RH13</a>	0.166/0.366
					Green	<a href="#">9001K2L38GH13</a>	0.166/0.366
					Amber	<a href="#">9001K2L38AH13</a>	0.166/0.366
					Blue	<a href="#">9001K2L38LH13</a>	0.166/0.366
					White	<a href="#">9001K2L38WH13</a>	0.166/0.366
<b>Via integral transformer for BA 9s incandescent bulb (included)</b>							
	-	-	1	230 ~	Red	<a href="#">9001K2L7RH13</a>	0.140/0.309
					Green	<a href="#">9001K2L7GH13</a>	0.140/0.309
					Amber	<a href="#">9001K2L7AH13</a>	0.140/0.309
					Blue	<a href="#">9001K2L7LH13</a>	0.140/0.309
					White	<a href="#">9001K2L7WH13</a>	0.140/0.309



## Control and signaling units Ø 30




Harmony 9001K &amp; 9001SK range

Pushbuttons, switches and pilot lights

with chromium plated metal bezel

Complete units 9001K, with screw clamp terminals


## Illuminated mushroom head pushbuttons (super bright LED, included)

Shape of head	Diameter mm/in.	Type of contact	Supply voltage V	Color	Reference	Weight kg/lb
		 NO I. break				
		 NO				
		 CO				

## 2 position stay put pushbuttons




9001KR9P35LGG

	Ø 41/1.61	Order contacts separately	24 ~	Green	<a href="#">9001KR9P35LGG</a>	0.186/0.410
				Red	<a href="#">9001KR9P35LRR</a>	0.186/0.410
			48 ~	Green	<a href="#">9001KR9P36LGG</a>	0.186/0.410
				Red	<a href="#">9001KR9P36LRR</a>	0.186/0.410
			120 ~	Green	<a href="#">9001KR9P38LGG</a>	0.186/0.410
				Red	<a href="#">9001KR9P38LRR</a>	0.186/0.410





## 3 position pushbuttons (pull: spring return, center: stay put, push: spring return)



9001KR8P35LRR

	Ø 41/1.61	Order contacts separately	24 ~	Green	<a href="#">9001KR8P35LGG</a>	0.254/0.560
				Red	<a href="#">9001KR8P35LRR</a>	0.254/0.560
			48 ~	Green	<a href="#">9001KR8P36LGG</a>	0.254/0.560
				Red	<a href="#">9001KR8P36LRR</a>	0.254/0.560
			120 ~	Green	<a href="#">9001KR8P38LGG</a>	0.254/0.560
				Red	<a href="#">9001KR8P38LRR</a>	0.254/0.560




## Mechanically interlocked pushbuttons

Shape of head	Type of push	Type of contact	Color	Reference	Weight kg/lb	
		 NO I. break				
		 NO				
		 CO				
	Both maintained	-	-	1	Multi-color <a href="#">9001KR11UH1H1</a> (1)	0.540/1.190
	One spring return and one latching	-	-	1	Multi-color <a href="#">9001KR12UH1H1</a> (1)	0.540/1.190



9001KR11UH1H1


## Illuminated "Push to test" pushbuttons, spring return (super bright LED, included)

Shape of head	Type of push	Type of contact	Supply voltage V	Color	Reference	Weight kg/lb
		 NO I. break				
		 NO				
		 CO				

## Direct supply



9001KT35LRR31

	Projecting push	1	-	-	24 ~	Green	<a href="#">9001KT35LGG31</a>	0.235/0.518
						Red	<a href="#">9001KT35LRR31</a>	0.235/0.518
						Amber	<a href="#">9001KT35LYA31</a>	0.235/0.518
	1	-	-	48 ~	Green	<a href="#">9001KT36LGG31</a>	0.235/0.518	
					Red	<a href="#">9001KT36LRR31</a>	0.235/0.518	
					Amber	<a href="#">9001KT36LYA31</a>	0.235/0.518	
	1	-	-	120 ~	Green	<a href="#">9001KT38LGG31</a>	0.235/0.518	
					Red	<a href="#">9001KT38LRR31</a>	0.235/0.518	
					Amber	<a href="#">9001KT38LYA31</a>	0.235/0.518	

(1) Supplied with 7 different colored caps: black, green, red, yellow, blue, white and orange, ready for clipping-in.






















# Control and signaling units Ø 30

Harmony 9001K & 9001SK range

Pushbuttons, switches and pilot lights

with chromium plated metal bezel

Complete units 9001K, with screw clamp terminals

Illuminated selector switches with long handle (super bright LED, included)											
Shape of head	Supply	Mount on side	Contact block (1)	Contact status 1 - closed 0 - open	Supply voltage V	Number and type of positions	Color	Reference	Weight kg/lb		
	Supplied with 24 V light module (super bright LED)	1 or 2	9001KA2 		24 ~	2 stay put	Green	<a href="#">9001K11J35LGFG</a>	0.245/0.540		
								Red	<a href="#">9001K11J35LRFR</a>	0.245/0.540	
									Amber	<a href="#">9001K11J35LYFA</a>	0.245/0.540
		1 or 2	9001KA2 		24 ~	2 spring return from right to left	Green	<a href="#">9001K34J35LGFG</a>	0.245/0.540		
									Red	<a href="#">9001K34J35LRFR</a>	0.245/0.540
									Amber	<a href="#">9001K34J35LYFA</a>	0.245/0.540
		1 or 2	9001KA1 		24 ~	3 stay put	Green	<a href="#">9001K43J35LGFG</a>	0.245/0.540		
									Red	<a href="#">9001K43J35LRFR</a>	0.245/0.540
									Amber	<a href="#">9001K43J35LYFA</a>	0.245/0.540
		Side 2	9001KA1 		24 ~	3 stay put	Green	<a href="#">9001K46J35LGFG</a>	0.245/0.540		
									Red	<a href="#">9001K46J35LRFR</a>	0.245/0.540
		Side 1	9001KA1 						Amber	<a href="#">9001K46J35LYFA</a>	0.245/0.540
		1 or 2	9001KA1 		24 ~	3 spring return to center	Green	<a href="#">9001K53J35LGFG</a>	0.245/0.540		
									Red	<a href="#">9001K53J35LRFR</a>	0.245/0.540
									Amber	<a href="#">9001K53J35LYFA</a>	0.245/0.540
		1 or 2	9001KA1 		24 ~	3 spring return from left to center	Green	<a href="#">9001K63J35LGFG</a>	0.245/0.540		
									Red	<a href="#">9001K63J35LRFR</a>	0.245/0.540
									Amber	<a href="#">9001K63J35LYFA</a>	0.245/0.540
Side 2	9001KA1 		24 ~	4 stay put	Green	<a href="#">9001K88J35LGFG</a>	0.245/0.540				
							Red	<a href="#">9001K88J35LRFR</a>	0.245/0.540		
Side 1	9001KA1 						Amber	<a href="#">9001K88J35LYFA</a>	0.245/0.540		

(1) Order and install listed contact block for noted contact sequence. Other contact sequences are available. Please contact our Customer Care Centre.

9001K\_CP19054



9001K46J35LYFA

# Control and signaling units Ø 30




Harmony 9001K & 9001SK range

Pushbuttons, switches and pilot lights

with chromium plated metal bezel

Complete units 9001K, with screw clamp terminals

## Illuminated mushroom head pushbuttons, push-pull, Ø 41/1.61 in. red


Shape of head	Supply	Type of contact			Supply voltage V	Reference	Weight kg/lb
		 NC I.break	 NC	 CO			

### 2 position stay put pushbuttons


109205







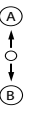

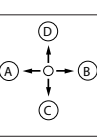


9001KR9P35RH25

	Direct supply for BA 9s incandescent bulb (included)	1	1	–	24 ̳	<a href="#">9001KR9P35RH25</a>	0.168/0.370
					120 ̳	<a href="#">9001KR9P38RH25</a>	0.168/0.370
	Via integral transformer for BA 9s 6 V incandescent bulb (included)	1	1	–	230 ̳	<a href="#">9001KR9P7RH25</a>	0.245/0.540

### 3 position pushbuttons (pull: spring return, center: stay put, push: spring return)

	Direct supply for BA 9s incandescent bulb (included)	1	1	–	24 ̳	<a href="#">9001KR8P35RH25</a>	0.168/0.370
					120 ̳	<a href="#">9001KR8P38RH25</a>	0.168/0.370
	Via integral transformer for BA 9s 6 V incandescent bulb (included)	1	1	–	230 ̳	<a href="#">9001KR8P7RH25</a>	0.245/0.540

## Joystick controllers (80 mm/3.15 in. long operating shaft)

Shape of head	Description	Type of contact			Direction	Reference	Weight kg/lb
		 NO	 NC	 CO			
	3 positions spring return	–	2	–		<a href="#">9001K31H8</a>	0.372/0.820
		Order contacts separately				<a href="#">9001K31</a>	0.372/0.820
	5 positions spring return	2	–	–		<a href="#">9001K71H7</a>	0.372/0.820
		Order contacts separately				<a href="#">9001K71</a>	0.372/0.820
5 positions spring return	Order contacts separately	–	–	2		<a href="#">9001K35H2</a>	0.372/0.820
						<a href="#">9001K35</a>	0.372/0.820
3 positions stay put	Order contacts separately					<a href="#">9001K73</a>	0.372/0.820
5 positions spring return with latch (1)	Order contacts separately					<a href="#">9001K34</a>	0.372/0.820

(1) Latch button must be depressed before joystick will operate.

9001K\_CP190055



9001K31

# Control and signaling units Ø 30

Harmony 9001K & 9001SK range

Pushbuttons, switches and pilot lights

with double insulated bezel

Complete units 9001SK, with screw clamp terminals



9001SKR1GH13



9001SKR3RH6



9001SKR2GH5



9001SKR24BH13



9001SKR16H13

## Pushbuttons, spring return

Shape of head	Type of push	Type of contact			Color	Reference	Weight kg/lb
		NO	NC	CO			
	Flush	1	-	-	Black	9001SKR1BH5	0.086/0.190
		-	-	-	Green	9001SKR1GH5	0.086/0.190
		-	-	1	Black	9001SKR1BH13	0.086/0.190
		-	-	1	Green	9001SKR1GH13	0.086/0.190
		-	-	1	Red	9001SKR1RH13	0.086/0.190
	Projecting	1	-	-	Multi-color	9001SKR1UH5 (1)	0.086/0.190
		-	1	-	Red	9001SKR3RH6	0.070/0.154
		-	-	1	Multi-color	9001SKR3UH13 (1)	0.070/0.154
		1	-	-	Multi-color	9001SKR3UH5 (1)	0.070/0.154
			Recessed (high guard)	1	-	-	Green
-	-			1	Multi-color	9001SKR2UH13 (1)	0.090/0.198
1	-			-	Multi-color	9001SKR2UH5 (1)	0.090/0.198

## Mushroom head pushbuttons

Shape of head	Type of push	Diameter mm/in.	Type of contact			Color	Reference	Weight kg/lb
			NC l. break	NC	CO			
	Spring return	Ø 35/1.38	-	-	1	Black	9001SKR24BH13	0.095/0.209
		Ø 35/1.38 Snap in Knob	-	1	-	Red	9001SKR4RH6	0.095/0.209
		Ø 57/2.24	-	-	1	Black	9001SKR25BH13	0.102/0.225
		Ø 57/2.24	-	-	1	Red	9001SKR25RH13	0.102/0.225
		Ø 57/2.24 Snap in Knob	-	1	-	Red	9001SKR5RH6	0.102/0.225
	3 positions: Push-pull (maintained centre position)	Ø 41/1.61	1	1	-	Black	9001SKR8BH25	0.159/0.351
		Ø 41/1.61	-	-	-	Red	9001SKR8RH25	0.159/0.351
	2 maintained positions: Push-pull	Ø 35/1.38	-	1	-	Red	9001SKR9R20H6	0.159/0.351
		Ø 41/1.61	-	-	1	Black	9001SKR9BH13	0.159/0.351
		Ø 41/1.61	-	-	1	Red	9001SKR9RH13	0.159/0.351
		Ø 41/1.61	-	1	-	Red	9001SKR9RH6	0.159/0.351
		Ø 57/2.24	-	1	-	Red	9001SKR9R21H6	0.164/0.362
	2 positions Turn to release Trigger action (3)	Ø 40/1.58	1	1	-	Red	9001SKR16H13	0.141/0.312
		Ø 40/1.58	2	2	-	Red	9001SKR16H2	0.141/0.312
		Ø 40/1.58	-	-	-	Red	9001SKR16 (2)	0.141/0.312

(1) Supplied with 7 different colored caps: black, green, red, yellow, blue, white and orange, ready for clipping-in.

(2) Supplied without contact block. To order contact blocks, see page 24.

(3) Mushroom head Emergency stop trigger action and mechanical latching pushbuttons conform to standards EN/IEC 60204-1 and EN/ISO 13850, Machinery Directive 2006/42/EC, and EN/IEC 60947-5-5 when used with Emergency Stop legend plate 9001KN8330 or 9001KN9330, see page 26.

## Control and signaling units Ø 30

Harmony 9001K &amp; 9001SK range

Pushbuttons, switches and pilot lights

with double insulated bezel


Complete units 9001SK, with screw clamp terminal

9001K\_CP19059



9001SKP35LGG9

## Pilot lights with BA 9s base mounted (super bright LED included)

Shape of head	Supply voltage V	Color	Reference	Weight kg/lb
	~ 24	Green	<a href="#">9001SKP35LGG9</a>	0.082/0.181
		Red	<a href="#">9001SKP35LRR9</a>	0.082/0.181
		Amber	<a href="#">9001SKP35LYA9</a>	0.082/0.181
		Blue	<a href="#">9001SKP35LLL9</a>	0.082/0.181
		White	<a href="#">9001SKP35LWW9</a>	0.082/0.181
	~ 48	Green	<a href="#">9001SKP36LGG9</a>	0.082/0.181
		Red	<a href="#">9001SKP36LRR9</a>	0.082/0.181
		Amber	<a href="#">9001SKP36LYA9</a>	0.082/0.181
		Blue	<a href="#">9001SKP36LLL9</a>	0.082/0.181
		White	<a href="#">9001SKP36LWW9</a>	0.082/0.181
	~ 120	Green	<a href="#">9001SKP38LGG9</a>	0.082/0.181
		Red	<a href="#">9001SKP38LRR9</a>	0.082/0.181
		Amber	<a href="#">9001SKP38LYA9</a>	0.082/0.181
		Blue	<a href="#">9001SKP38LLL9</a>	0.082/0.181
		White	<a href="#">9001SKP38LWW9</a>	0.082/0.181

## Pilot lights with BA 9s, incandescent bulb (bulb included)

Shape of head	Supply	Supply voltage V	Color	Reference	Weight kg/lb	
	Direct supply for BA 9s bulb (included)	12 ~	Green	<a href="#">9001SKP32G9</a>	0.082/0.181	
			Red	<a href="#">9001SKP32R9</a>	0.082/0.181	
			Amber	<a href="#">9001SKP32A9</a>	0.082/0.181	
			Blue	<a href="#">9001SKP32L9</a>	0.082/0.181	
			24 ~	Green	<a href="#">9001SKP35G9</a>	0.082/0.181
				Red	<a href="#">9001SKP35R9</a>	0.082/0.181
				Amber	<a href="#">9001SKP35A9</a>	0.082/0.181
				Blue	<a href="#">9001SKP35L9</a>	0.082/0.181
			48 ~	Green	<a href="#">9001SKP36G9</a>	0.082/0.181
				Red	<a href="#">9001SKP36R9</a>	0.082/0.181
				Amber	<a href="#">9001SKP36A9</a>	0.082/0.181
				Blue	<a href="#">9001SKP36L9</a>	0.082/0.181
		120 ~	Green	<a href="#">9001SKP38G9</a>	0.082/0.181	
			Red	<a href="#">9001SKP38R9</a>	0.082/0.181	
			Amber	<a href="#">9001SKP38A9</a>	0.082/0.181	
			Blue	<a href="#">9001SKP38L9</a>	0.082/0.181	
	Via integral transformer for BA 9s 6 V bulb (included)	120 ~	Green	<a href="#">9001SKP1G9</a>	0.181/0.399	
			Red	<a href="#">9001SKP1R9</a>	0.181/0.399	
			Amber	<a href="#">9001SKP1A9</a>	0.181/0.399	
			Blue	<a href="#">9001SKP1L9</a>	0.181/0.399	
			230 ~	Green	<a href="#">9001SKP7G9</a>	0.181/0.399
				Red	<a href="#">9001SKP7R9</a>	0.181/0.399
				Amber	<a href="#">9001SKP7A9</a>	0.181/0.399
				Blue	<a href="#">9001SKP7L9</a>	0.181/0.399
			380 ~	Green	<a href="#">9001SKP5G9</a>	0.181/0.399
				Red	<a href="#">9001SKP5R9</a>	0.181/0.399
				Amber	<a href="#">9001SKP5A9</a>	0.181/0.399
				Blue	<a href="#">9001SKP5L9</a>	0.181/0.399
		600 ~	Green	<a href="#">9001SKP6G9</a>	0.181/0.399	
			Red	<a href="#">9001SKP6R9</a>	0.181/0.399	
			Amber	<a href="#">9001SKP6A9</a>	0.181/0.399	
			Blue	<a href="#">9001SKP6L9</a>	0.181/0.399	

9001K\_CP19060



9001SKP38R9

# Control and signaling units Ø 30

Harmony 9001K & 9001SK range

Pushbuttons, switches and pilot lights

with double insulated bezel

Complete units 9001SK, with screw clamp terminal

## Selector switches (For information on contact actuation sequence, please refer to our site [www.schneider-electric.com](http://www.schneider-electric.com))



9001SKS43FB

Shape of head	Mount on side	Contact block (order separately)	Contact status 1 - closed 0 - open	Number and type of positions	Reference	Weight kg/lb
 Long handle, black	1 or 2	9001KA2			2 stay put	9001SKS11FB 0.059/0.130
	1 or 2	9001KA2			2 spring return from right to left	9001SKS34FB 0.059/0.130
	1 or 2	9001KA1			3 stay put	9001SKS43FB 0.059/0.130
	1 or 2	9001KA1			3 spring return from left to center	9001SKS63FB 0.059/0.130
	1 or 2	9001KA1			3 spring return to center	9001SKS53FB 0.059/0.130
	Side 1	9001KA1			4 stay put	9001SKS88FB 0.059/0.130
	Side 2	9001KA1				

## Illuminated pushbuttons, spring return, flush push (super bright LED included)



9001SK1L35LGG

Shape of head	Supply	Type of contact	Supply voltage V	Color	Reference	Weight kg/lb
 Full guard in plastic	BA 9s base mounted	 CO	24 ~	Red	9001SK1L35LRR	0.181/0.399
				Green	9001SK1L35LGG	0.181/0.399
				Amber	9001SK1L35LYA	0.181/0.399
	1		48 ~	Red	9001SK1L36LRR	0.181/0.399
				Green	9001SK1L36LGG	0.181/0.399
				Amber	9001SK1L36LYA	0.181/0.399
	1		120 ~	Red	9001SK1L38LRR	0.181/0.399
				Green	9001SK1L38LGG	0.181/0.399
				Amber	9001SK1L38LYA	0.181/0.399




## Control and signaling units Ø 30

Harmony 9001K &amp; 9001SK range

Pushbuttons, switches and pilot lights

with double insulated bezel

Complete units 9001SK, with screw clamp terminal

Illuminated pushbuttons, spring return, projecting push							
Shape of head	Type of contact			Supply voltage V	Color	Reference	Weight kg/lb
	NO late break	NC	CO				
<b>BA 9s base mounted LED (included)</b>							
	-	-	-	24 ~	Red	<a href="#">9001SK2L35LRR</a>	0.181/0.399
					Green	<a href="#">9001SK2L35LGG</a>	0.181/0.399
					Amber	<a href="#">9001SK2L35LYA</a>	0.181/0.399
	-	-	-	48 ~	Red	<a href="#">9001SK2L36LRR</a>	0.181/0.399
					Green	<a href="#">9001SK2L36LGG</a>	0.181/0.399
					Amber	<a href="#">9001SK2L36LYA</a>	0.181/0.399
	-	-	-	120 ~	Red	<a href="#">9001SK2L38LRR</a>	0.181/0.399
					Green	<a href="#">9001SK2L38LGG</a>	0.181/0.399
					Amber	<a href="#">9001SK2L38LYA</a>	0.181/0.399
<b>Direct supply for BA 9s incandescent bulb (included)</b>							
	-	-	1	24 ~	Red	<a href="#">9001SK2L35RH13</a>	0.181/0.399
					Green	<a href="#">9001SK2L35GH13</a>	0.181/0.399
					Amber	<a href="#">9001SK2L35AH13</a>	0.181/0.399
					Blue	<a href="#">9001SK2L35LH13</a>	0.181/0.399
					White	<a href="#">9001SK2L35WH13</a>	0.181/0.399
	-	-	1	48 ~	Red	<a href="#">9001SK2L36RH13</a>	0.181/0.399
					Green	<a href="#">9001SK2L36GH13</a>	0.181/0.399
					Amber	<a href="#">9001SK2L36AH13</a>	0.181/0.399
					Blue	<a href="#">9001SK2L36LH13</a>	0.181/0.399
					White	<a href="#">9001SK2L36WH13</a>	0.181/0.399
	-	-	1	120 ~	Red	<a href="#">9001SK2L38RH13</a>	0.181/0.399
					Green	<a href="#">9001SK2L38GH13</a>	0.181/0.399
					Amber	<a href="#">9001SK2L38AH13</a>	0.181/0.399
					Blue	<a href="#">9001SK2L38LH13</a>	0.181/0.399
					White	<a href="#">9001SK2L38WH13</a>	0.181/0.399
<b>Via integral transformer for BA 9s incandescent bulb (included)</b>							
	-	-	1	230 ~	Red	<a href="#">9001SK2L7RH13</a>	0.226/0.498
					Green	<a href="#">9001SK2L7GH13</a>	0.226/0.498
					Amber	<a href="#">9001SK2L7AH13</a>	0.226/0.498
					Blue	<a href="#">9001SK2L7LH13</a>	0.226/0.498
					White	<a href="#">9001SK2L7WH13</a>	0.226/0.498

PG123098



9001SK2L36GH13

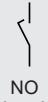
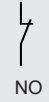

# Control and signaling units Ø 30


Harmony 9001K & 9001SK range

Pushbuttons, switches and pilot lights


with double insulated bezel

Complete units 9001SK, with screw clamp terminal

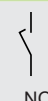
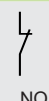
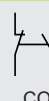

Illuminated mushroom head pushbuttons (super bright LED, included)								
Shape of head	Diameter mm/in.	Supply voltage V	Type of contact			Color	Reference	Weight kg/lb
								
			NO l. break	NO	CO			

2 position stay put pushbuttons						
	Ø 41/1.61	24 ~	Order contact block separately	Green	<a href="#">9001SKR9P35LGG</a>	0.226/0.498
				Red	<a href="#">9001SKR9P35LRR</a>	0.226/0.498
	48 ~	Order contact block separately	Green	<a href="#">9001SKR9P36LGG</a>	0.226/0.498	
			Red	<a href="#">9001SKR9P36LRR</a>	0.226/0.498	
	120 ~	Order contact block separately	Green	<a href="#">9001SKR9P38LGG</a>	0.226/0.498	
			Red	<a href="#">9001SKR9P38LRR</a>	0.226/0.498	


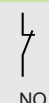
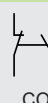
9001SKR9P35LGG


3 position pushbuttons (pull: spring return, center: stay put, push: spring return)						
	Ø 41/1.61	24 ~	Order contact block separately	Green	<a href="#">9001SKR8P35LGG</a>	0.226/0.498
				Red	<a href="#">9001SKR8P35LRR</a>	0.226/0.498
	48 ~	Order contact block separately	Green	<a href="#">9001SKR8P36LGG</a>	0.226/0.498	
			Red	<a href="#">9001SKR8P36LRR</a>	0.226/0.498	
	120 ~	Order contact block separately	Green	<a href="#">9001SKR8P38LGG</a>	0.226/0.498	
			Red	<a href="#">9001SKR8P38LRR</a>	0.226/0.498	

9001SKR8P35LRR

Mechanically interlocked pushbuttons							
Shape of head	Type of push	Type of contact			Color	Reference	Weight kg/lb
							
		NO l. break	NO	CO			
	Both maintained	-	-	1	Multi-color	<a href="#">9001SKR11UH1H1</a> (1)	0.290/0.639
	One spring return and one latching	-	-	1	Multi-color	<a href="#">9001SKR12UH1H1</a> (1)	0.290/0.639

9001SKR11UH1H1

Illuminated "Push to test" pushbuttons, spring return, projecting push (super bright LED included)							
Shape of head	Supply voltage V	Type of contact			Color	Reference	Weight kg/lb
							
		NO l. break	NO	CO			

Direct supply							
	24 ~	-	-	1	Green	<a href="#">9001SKT35LGG31</a>	0.195/0.430
					Red	<a href="#">9001SKT35LRR31</a>	0.195/0.430
					Amber	<a href="#">9001SKT35LYA31</a>	0.195/0.430
	48 ~	-	-	1	Green	<a href="#">9001SKT36LGG31</a>	0.195/0.430
					Red	<a href="#">9001SKT36LRR31</a>	0.195/0.430
					Amber	<a href="#">9001SKT36LYA31</a>	0.195/0.430
	120 ~	-	-	1	Green	<a href="#">9001SKT38LGG31</a>	0.195/0.430
					Red	<a href="#">9001SKT38LRR31</a>	0.195/0.430
					Amber	<a href="#">9001SKT38LYA31</a>	0.195/0.430

9001SKT35LGG31

(1) Supplied with 7 different colored caps: black, green, red, yellow, blue, white and orange, ready for clipping-in.

# Control and signaling units Ø 30


Harmony 9001K & 9001SK range

Pushbuttons, switches and pilot lights


with double insulated bezel

Complete units 9001SK, with screw clamp terminal

## Illuminated selector switches with long handle (super bright LED included)

Shape of head	Supply	Mount on side	Contact block (1)	Contact status 1 - closed 0 - open	Supply voltage V	Number and type of positions	Color	Reference	Weight kg/lb
	Supplied with 24 V light module	1 or 2	9001KA2			24 ~	2 stay put	Green <a href="#">9001SK11J35LGFG</a> Red <a href="#">9001SK11J35LRFR</a> Amber <a href="#">9001SK11J35LYFA</a>	0.190/0.419 0.190/0.419 0.190/0.419
		1 or 2	9001KA2			24 ~	2 spring return from right to left	Green <a href="#">9001SK34J35LGFG</a> Red <a href="#">9001SK34J35LRFR</a> Amber <a href="#">9001SK34J35LYFA</a>	0.190/0.419 0.190/0.419 0.190/0.419
		1 or 2	9001KA1			24 ~	3 stay put	Green <a href="#">9001SK43J35LGFG</a> Red <a href="#">9001SK43J35LRFR</a> Amber <a href="#">9001SK43J35LYFA</a>	0.190/0.419 0.190/0.419 0.190/0.419
		Side 2	9001KA1			24 ~	3 stay put	Green <a href="#">9001SK46J35LGFG</a> Red <a href="#">9001SK46J35LRFR</a>	0.190/0.419 0.190/0.419
		Side 1	9001KA1					Amber <a href="#">9001SK46J35LYFA</a>	
		1 or 2	9001KA1			24 ~	3 spring return to center	Green <a href="#">9001SK53J35LGFG</a> Red <a href="#">9001SK53J35LRFR</a> Amber <a href="#">9001SK53J35LYFA</a>	0.190/0.419 0.190/0.419 0.190/0.419
		1 or 2	9001KA1			24 ~	3 spring return from left to center	Green <a href="#">9001SK63J35LGFG</a> Red <a href="#">9001SK63J35LRFR</a> Amber <a href="#">9001SK63J35LYFA</a>	0.190/0.419 0.190/0.419 0.190/0.419
		Side 2	9001KA1			24 ~	4 stay put	Green <a href="#">9001SK88J35LGFG</a> Red <a href="#">9001SK88J35LRFR</a>	0.190/0.419 0.190/0.419
Side 1	9001KA1		Amber <a href="#">9001SK88J35LYFA</a>						

## Illuminated mushroom head pushbuttons, push-pull, Ø 41/1.61 in. red

Shape of head	Supply	Type of contact			Supply voltage V	Reference	Weight kg/lb	
		NC I. break	NC	CO				
	<b>2 position stay put pushbuttons</b>							
		Direct supply for BA 9s bulb (2)	1	1	—	24 ~	<a href="#">9001SKR9P35RH25</a>	0.226/0.498
		Via integral transformer for BA 9s bulb (2)	1	1	—	120 ~	<a href="#">9001SKR9P38RH25</a>	0.226/0.498
	Via integral transformer for BA 9s bulb (2)	1	1	—	230 ~	<a href="#">9001SKR9P7RH25</a>	0.226/0.498	
	<b>3 position pushbuttons (pull: spring return, center: stay put, push: spring return)</b>							
		Direct supply for BA 9s bulb (2)	1	1	—	24 ~	<a href="#">9001SKR8P35RH25</a>	0.226/0.498
		Via integral transformer for BA 9s bulb (2)	1	1	—	120 ~	<a href="#">9001SKR8P38RH25</a>	0.226/0.498
	Via integral transformer for BA 9s bulb (2)	1	1	—	230 ~	<a href="#">9001SKR8P7RH25</a>	0.226/0.498	

(1) Order and install listed contact block for noted contact sequence. Other contact sequences are available.

Please contact our Customer Care Centre.

(2) Incandescent bulb, included.



# Control and signaling units Ø 30

Harmony 9001K & 9001SK range

Pushbuttons, switches and pilot lights

Separate components, accessories and spare parts



## Heads for spring return pushbuttons - unmarked

Shape of head	Type of push	Color	Reference	Weight kg/lb
<b>For the metal range</b>				
	Flush	Multi-color (1)	9001KR1U	0.087/0.192
	Projecting	Multi-color (1)	9001KR3U	0.090/0.198
	Recessed (high guard)	Multi-color (1)	9001KR2U	0.087/0.192
<b>For the plastic range</b>				
	Flush	Multi-color (1)	9001SKR1U	0.050/0.110
	Projecting	Multi-color (1)	9001SKR3U	0.050/0.110
	Recessed (high guard)	Multi-color (1)	9001SKR2U	0.050/0.110

## Accessories for heads 9001KR•U

Description	Application	Color	Reference	Weight kg/lb
<b>Rubber boots</b>	Pushbuttons	Black	9001KU1	0.027/0.060
		Green	9001KU5	0.027/0.060
		Red	9001KU2	0.027/0.060
		Clear	9001KU7	0.027/0.060
<b>Rod for spring return wobblestick</b>	Pushbuttons	Chromium plated	9001K8	0.120/0.265

## Light blocks for pilot lights and illuminated pushbuttons

Supply	Light source	Type	Supply voltage V	Color	Reference	Weight kg/lb
<b>Direct supply via integral resistance</b>	BA 9s bulb (included)	Incandescent	12 ~	–	9001KM32	0.050/0.110
			24 ~	–	9001KM35	0.050/0.110
			120 ~	–	9001KM38	0.050/0.110
			230 ~	–	9001KM25	0.050/0.110
<b>Direct supply via integral transformer</b>	BA 9s 6 V bulb (included)	Incandescent	120 ~	–	9001KM1	0.144/0.317
			230 ~	–	9001KM7	0.144/0.317
			380 - 480 ~	–	9001KM5	0.144/0.317
<b>Shallow depth</b>	24 V bulb	Incandescent	24 - 28 ~	–	9001KM55	0.115/0.254
				Red	9001KM55LR	0.115/0.254
				Green	9001KM55LG	0.115/0.254
				Yellow	9001KM55LY	0.115/0.254
	120 V bulb	Incandescent	110 - 120 ~	–	9001KM58	0.115/0.254
				Red	9001KM58LR	0.115/0.254
				Green	9001KM58LG	0.115/0.254
				Yellow	9001KM58LY	0.115/0.254

## Contact blocks with protected terminals

Description		Type of contact			Reference	Weight kg/lb
<b>Standard contact blocks</b>	–	–	–	1	9001KA1 (2)	0.027/0.060
	–	1	–	–	9001KA2 (2)	0.023/0.051
	–	–	1	–	9001KA3 (2)	0.023/0.051
<b>Late break contact blocks</b>	–	–	–	1	9001KA4	0.027/0.060
	–	–	1	–	9001KA5	0.023/0.051
<b>Early break contact blocks</b>	–	1	–	–	9001KA6	0.023/0.051
<b>Logic reed contact blocks</b>	Hermetically sealed	1	–	–	9001KA41 (2)	0.045/0.099
		–	1	–	9001KA42 (2)	0.045/0.099
		–	–	1	9001KA43 (2)	0.045/0.099
<b>Power reed contact blocks</b>	Hermetically sealed	1	–	1	9001KA51 (2)	0.045/0.099
		–	1	–	9001KA52 (2)	0.045/0.099
		–	–	1	9001KA53 (2)	0.045/0.099

(1) Includes set of 7 different colored caps for customer installation: black, green, red, yellow, blue, white and orange.

(2) It is possible to mount up to 3 levels of contact blocks (maximum of 6 contacts blocks) on 9001K and 9001SK references. For additional contact blocks to be installed by the customer, please refer to our site [www.schneider-electric.com](http://www.schneider-electric.com).



## Aluminum legend plates for metal range

## Unmarked

Description	Background color	Reference	Weight kg/lb
<b>Size 1</b> (40 x 43 mm/ 1.57 x 1.69 in.)	Black	9001KN200	0.005/0.011
	Red	9001KN200R	0.005/0.011
<b>Size 2</b> (44 x 50 mm/ 1.73 x 1.97 in.)	Black	9001KN300	0.005/0.011
	Red	9001KN300R	0.005/0.011

## Marked

Description	Legend plate color	Marking	Reference	Weight kg/lb		
<b>English text</b> (40 x 43 mm/ 1.57 x 1.69 in.)	Black or red background	START	9001KN201	0.005/0.011		
		STOP (red background)	9001KN202	0.005/0.011		
		ON	9001KN203	0.005/0.011		
		OFF (red background)	9001KN204	0.005/0.011		
		EMERGENCY STOP (red background)	9001KN205	0.005/0.011		
		FORWARD	9001KN206	0.005/0.011		
		REVERSE	9001KN207	0.005/0.011		
		CLOSE	9001KN208	0.005/0.011		
		OPEN	9001KN209	0.005/0.011		
		DOWN	9001KN210	0.005/0.011		
		UP	9001KN211	0.005/0.011		
		SLOW	9001KN213	0.005/0.011		
		HIGH	9001KN214	0.005/0.011		
		LOW	9001KN215	0.005/0.011		
		RESET	9001KN233	0.005/0.011		
		<b>English text</b> (44 x 50 mm/ 1.73 x 1.97 in.)	Black	PULL TO START/PUSH TO STOP	9001KN379	0.005/0.011
<b>French text</b> (40 x 43 mm/ 1.57 x 1.69 in.)	Black or red background			MARCHE	9001KN201F	0.005/0.011
				ARRET (red background)	9001KN202F	0.005/0.011
				AVANT	9001KN206F	0.005/0.011
				ARRIERE	9001KN207F	0.005/0.011
				FERME	9001KN208F	0.005/0.011
				OUVERT	9001KN209F	0.005/0.011
				BAS	9001KN210F	0.005/0.011
				HAUT	9001KN211F	0.005/0.011
				VITE	9001KN214F	0.005/0.011
		LENT	9001KN215F	0.005/0.011		
REARMEMENT	9001KN223F	0.005/0.011				

## Plastic legend plates for plastic range

## Unmarked

Description	Background color	Reference	Weight kg/lb
<b>Size 1</b> (57 x 57 mm/ 2.24 x 2.24 in.)	White	9001KN100WP	0.005/0.011
	Black	9001KN100BP	0.005/0.011

## Marked

Description	Legend plate color	Marking	Reference	Weight kg/lb
<b>English text</b> (57 x 57 mm/ 2.24 x 2.24 in.)	White	START	9001KN101WP	0.005/0.011
		STOP	9001KN102WP	0.005/0.011
		ON	9001KN103WP	0.005/0.011
		OFF	9001KN104WP	0.005/0.011
		EMERGENCY STOP	9001KN105WP	0.005/0.011
		FORWARD	9001KN106WP	0.005/0.011
		REVERSE	9001KN107WP	0.005/0.011
		CLOSE	9001KN108WP	0.005/0.011

## Plastic legend plates for plastic range (continued)

## Marked

Description	Legend plate color	Marking	Reference	Weight kg/lb		
<b>English text</b> (57 x 57 mm/ 2.24 x 2.24 in.)	White background	OPEN	<a href="#">9001KN109WP</a>	0.005/0.011		
		DOWN	<a href="#">9001KN110WP</a>	0.005/0.011		
		UP	<a href="#">9001KN111WP</a>	0.005/0.011		
		SLOW	<a href="#">9001KN113WP</a>	0.005/0.011		
		HIGH	<a href="#">9001KN114WP</a>	0.005/0.011		
		LOW	<a href="#">9001KN115WP</a>	0.005/0.011		
		RESET	<a href="#">9001KN133WP</a>	0.005/0.011		
		OPEN-CLOSE	<a href="#">9001KN146WP</a>	0.005/0.011		
		OFF-ON	<a href="#">9001KN145WP</a>	0.005/0.011		
		HAND-OFF-AUTO	<a href="#">9001KN160WP</a>	0.005/0.011		
		PULL TO START / PUSH TO STOP	<a href="#">9001KN179WP</a>	0.005/0.011		
		<b>French text</b> (57 x 57 mm/ 2.24 x 2.24 in.)	White background	MARCHE	<a href="#">9001KN101WPF</a>	0.005/0.011
				ARRET (red background)	<a href="#">9001KN102WPF</a>	0.005/0.011
AVANT	<a href="#">9001KN106WPF</a>			0.005/0.011		
ARRIERE	<a href="#">9001KN107WPF</a>			0.005/0.011		
FERME	<a href="#">9001KN108WPF</a>			0.005/0.011		
OUVERT	<a href="#">9001KN109WPF</a>			0.005/0.011		
BAS	<a href="#">9001KN110WPF</a>			0.005/0.011		
HAUT	<a href="#">9001KN111WPF</a>			0.005/0.011		
VITE	<a href="#">9001KN114WPF</a>			0.005/0.011		
LENT	<a href="#">9001KN115WPF</a>			0.005/0.011		
TIRER POUR MARCHÉ / POUSSER POUR ARRÊT	<a href="#">9001KN179WPF</a>	0.005/0.011				



## Emergency stop legend plate (plastic)

Description	Legend plate color	Marking	Reference	Weight kg/lb
Ø 60/2.36 in.	Yellow	EMERGENCY STOP	<a href="#">9001KN9330</a>	0.005/0.011
Ø 90/3.54 in.	Yellow	EMERGENCY STOP	<a href="#">9001KN8330</a>	0.005/0.011





## Caps and knobs

Description	Application	Color	Reference	Weight kg/lb
Ø 41/1.61 in. mushroom knob with set screw	For non-illuminated pushbutton	Red	<a href="#">9001K94R</a>	0.005/0.011
Ø 57/2.24 in. mushroom knob with set screw	For non-illuminated pushbutton	Red	<a href="#">9001K93R</a>	0.005/0.011
Ø 41/1.61 in. mushroom knob	For illuminated pushbutton	Red	<a href="#">9001R22</a>	0.005/0.011
Ø 57/2.24 in. mushroom knob	For illuminated pushbutton	Red	<a href="#">9001R21</a>	0.005/0.011
Ø 41/1.61 in. lens caps	Mushroom head illuminated pushbutton	Yellow	<a href="#">9001Y22</a>	0.005/0.011
		Green	<a href="#">9001G22</a>	0.005/0.011
Standard lens	For pilot light	Red	<a href="#">9001R9</a>	0.005/0.011
		Green	<a href="#">9001G9</a>	0.005/0.011
		Blue	<a href="#">9001L9</a>	0.005/0.011
		Yellow	<a href="#">9001Y9</a>	0.005/0.011
		White	<a href="#">9001W9</a>	0.005/0.011
Lens caps "Fresnel lens"	For pilot light	Red	<a href="#">9001R31</a>	0.005/0.011
		Green	<a href="#">9001G31</a>	0.005/0.011
		Blue	<a href="#">9001L31</a>	0.005/0.011
		Yellow	<a href="#">9001Y31</a>	0.005/0.011
Standard knob	For selector switch	White	<a href="#">9001W31</a>	0.005/0.011
		Clear	<a href="#">9001C31</a>	0.005/0.011
		Black	<a href="#">9001B11</a>	0.005/0.011
		Red	<a href="#">9001R8</a>	0.005/0.011
		Green	<a href="#">9001G8</a>	0.005/0.011
Long knob	For selector switch	Blue	<a href="#">9001L8</a>	0.005/0.011
		Yellow	<a href="#">9001Y8</a>	0.005/0.011
		White	<a href="#">9001W8</a>	0.005/0.011
		Black	<a href="#">9001B25</a>	0.005/0.011
		Red	<a href="#">9001R24</a>	0.005/0.011
Long knob	For selector switch	Green	<a href="#">9001G24</a>	0.005/0.011
		Blue	<a href="#">9001L24</a>	0.005/0.011
		Yellow	<a href="#">9001Y24</a>	0.005/0.011
		White	<a href="#">9001W24</a>	0.005/0.011

# Control and signaling units Ø 30

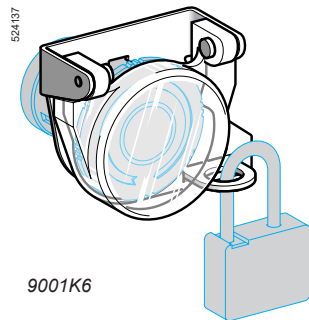
Harmony 9001K & 9001SK range

Pushbuttons, switches and pilot lights

Separate components, accessories and spare parts

## Other accessories

Description	Application	Color	Reference	Weight kg/lb	
<b>Super bright LED bulbs</b>	24 V / 9001●●●35L (1) or 48 V / 9001●●●36L (1) or 120 V / 9001●●●38L (1)	Red (1)	<a href="#">6508805210</a>	0.010/0.022	
		Green (1)	<a href="#">6508805212</a>	0.010/0.022	
		Amber (1)	<a href="#">6508805211</a>	0.010/0.022	
		Blue (1)	<a href="#">6508805213</a>	0.010/0.022	
		White (1)	<a href="#">6508805214</a>	0.010/0.022	
<b>LED bulbs</b>	120 V / 9001●●●1L (1) or 230 V / 9001●●●7L (1) or 380 V / 9001●●●5L (1)	Red (1)	<a href="#">6508805201</a>	0.010/0.022	
		Yellow (1)	<a href="#">6508805202</a>	0.010/0.022	
		Green (1)	<a href="#">6508805203</a>	0.010/0.022	
<b>Incandescent bulbs</b>	Resistor light blocks	12 V ~ - code "32" (2)	-	<a href="#">2550101037</a>	0.002/0.004
		24 V ~ - code "35" (2)	-	<a href="#">2550101002</a>	0.002/0.004
		48 V ~ - code "36" (2)	-	<a href="#">2550101025</a>	0.002/0.004
		120 V ~ - code "38" (2)	-	<a href="#">2550101027</a>	0.002/0.004
		240 V ~ - code "25" (2)	-	<a href="#">2550101027</a>	0.002/0.004
	Transformer light blocks	120 V ~ 50/60 Hz - code "1" (2)	-	<a href="#">2550101020</a>	0.002/0.004
		230 V ~ 50/60 Hz - code "7" (2)	-	<a href="#">2550101020</a>	0.002/0.004
		380 V ~ 50/60 Hz - code "5" (2)	-	<a href="#">2550101020</a>	0.002/0.004
		600 V ~ 50/60 Hz - code "6" (2)	-	<a href="#">2550101020</a>	0.002/0.004
		<b>Closing plates</b>	-	Gray	<a href="#">9001K51</a>
-	Metal		<a href="#">9001K52</a>	0.028/0.062	
<b>Screwdriver (3)</b>	-	-	<a href="#">9001K69</a>	0.150/0.331	
<b>Tightening wrench</b>	Fixing nut	-	<a href="#">9001K95</a>	0.064/0.141	
	Boot	-	<a href="#">9001K1</a>	0.150/0.331	
<b>Guards:</b>	Mushroom head pushbutton	Ø 35 mm/1.38 in.	-	<a href="#">9001K48</a>	0.028/0.062
		Ø 41 mm/1.61 in.	-	<a href="#">9001K56YM</a>	0.036/0.079
		Ø 60 mm/2.36 in.	-	<a href="#">9001K685</a>	0.030/0.066
<b>Set of 7 different colored caps</b>	Pushbutton	Black, green, red, yellow, blue, white, orange	<a href="#">9001T8U</a>	0.005/0.011	
<b>Bulb extractor</b>	-	-	<a href="#">XBFX13</a>	0.005/0.011	
<b>Padlock attachment</b>	For selector switch	-	<a href="#">9001K7</a>	0.150/0.331	
	For pushbutton	-	<a href="#">9001K6</a>	0.150/0.331	
	For Emergency stop	-	<a href="#">9001K62</a>	0.150/0.331	
<b>Alternate action module</b>	Push on - Push off module (4)	-	<a href="#">9001K85</a>	0.025/0.055	



Presentation:  
page 4

Description:  
page 6

## Control and signaling units Ø 30

Harmony 9001K &amp; 9001SK range

Pushbuttons, switches and pilot lights

Separate components, accessories and spare parts

Enclosures								
Type	Conduit threads	NEMA ratings	Color of enclosure	Color of cover	N° of 30 mm holes	Reference	Weight kg/lb	
Aluminum	3/4"	1, 3, 4, 6, 12, 13	–	–	1	9001KY1	1.170/2.579	
					2	9001KY2	1.279/2.820	
					3	9001KY3	1.597/3.520	
					4	9001KY4	1.846/4.070	
	14 mm/ 0.55 in.	1, 3, 4, 6, 12, 13	–	–	1	9001TY1	1.170/2.579	
					2	9001TY2	1.279/2.820	
					3	9001TY3	1.597/3.520	
					4	9001TY4	1.846/4.070	
	Aluminum with integral guard	3/4"	1, 3, 4, 6, 12, 13	Gray	Gray	1	9001KYG1	1.200/2.646
				Gray	Yellow	1	9001KYG1Y	1.200/2.646
		25 mm/ 0.98 in.	1, 3, 4, 6, 12, 13	Gray	Gray	1	9001TYG1	1.200/2.646
				Gray	Yellow	1	9001TYG1Y	1.200/2.646
Stainless steel	3/4" Knockout	1, 3, 4, 4X, 13	–	–	1	9001KYSS1	1.061/2.339	
					2	9001KYSS2	1.370/3.020	
					3	9001KYSS3	1.715/3.781	
					4	9001KYSS4	1.855/4.090	
Plastic	3/4" Knockout	1, 3, 4, 4X, 13	–	–	1	9001SKY1	0.690/1.521	
					2	9001SKY2	0.690/1.521	
					3	9001SKY3	0.790/1.742	

PF100882



9001KYG1Y

9001SK\_1848\_CP0DA2016001



9001KYSS1

(1) LED light modules require the color cap color and the LED be the same or use a clear color cap.

(2) Voltage Assembly Codes.

(3) Screwdriver with special tip for mounting contact blocks.

(4) NO circuits require KA4 or KA6 contact blocks.

<b>2</b>					
2550101002	28	9001K2L38WH13	14	9001K71H7	17
2550101020	28	9001K2L7AH13	14	9001K73	17
2550101025	28	9001K2L7GH13	14	9001K8	24
2550101027	28	9001K2L7LH13	14	9001K88J35LGFG	16
2550101037	28	9001K2L7RH13	14	9001K88J35LRFR	16
		9001K2L7WH13	14	9001K88J35LYFA	16
		9001K31	17	9001K93R	27
		9001K31H8	17	9001K94R	27
		9001K34	17	9001K95	28
		9001K34J35LGFG	16	9001KA1	24
		9001K34J35LRFR	16	9001KA2	24
		9001K34J35LYFA	16	9001KA3	24
		9001K35	17	9001KA4	24
		9001K35H2	17	9001KA41	24
		9001K3L1AH13	13	9001KA42	24
		9001K3L1GH13	13	9001KA43	24
		9001K3L1RH13	13	9001KA5	24
		9001K3L35AH13	13	9001KA51	24
		9001K3L35GH13	13	9001KA52	24
		9001K3L35LGGH13	13	9001KA53	24
		9001K3L35LRRH13	13	9001KA6	24
		9001K3L35LYAH13	13	9001KM1	24
		9001K3L35RH13	13	9001KM25	24
		9001K3L36AH13	13	9001KM32	24
		9001K3L36GH13	13	9001KM35	24
		9001K3L36LGGH13	13	9001KM38	24
		9001K3L36LRRH13	13	9001KM5	24
		9001K3L36LYAH13	13	9001KM55	24
		9001K3L36RH13	13	9001KM55LG	24
		9001K3L38AH13	13	9001KM55LR	24
		9001K3L38CH13	13	9001KM55LY	24
		9001K3L38GH13	13	9001KM58	24
		9001K3L38LGGH13	13	9001KM58LG	24
		9001K3L38LH13	13	9001KM58LR	24
		9001K3L38LRRH13	13	9001KM58LY	24
		9001K3L38LYAH13	13	9001KM7	24
		9001K3L38RH13	13	9001KN100BP	25
		9001K3L38WH13	13	9001KN100WP	25
		9001K3L7AH13	13	9001KN101WP	25
		9001K3L7GH13	13	9001KN101WPF	26
		9001K3L7RH13	13	9001KN102WP	25
		9001K43J35LGFG	16	9001KN102WPF	26
		9001K43J35LRFR	16	9001KN103WP	25
		9001K43J35LYFA	16	9001KN104WP	25
		9001K46J35LGFG	16	9001KN105WP	25
		9001K46J35LRFR	16	9001KN106WP	25
		9001K46J35LYFA	16	9001KN106WPF	26
		9001K48	28	9001KN107WP	25
		9001K51	28	9001KN107WPF	26
		9001K52	28	9001KN108WP	25
		9001K53J35LGFG	16	9001KN108WPF	26
		9001K53J35LRFR	16	9001KN109WP	26
		9001K53J35LYFA	16	9001KN109WPF	26
		9001K56YM	28	9001KN110WP	26
		9001K6	28	9001KN110WPF	26
		9001K62	28	9001KN111WP	26
		9001K63J35LGFG	16	9001KN111WPF	26
		9001K63J35LRFR	16	9001KN113WP	26
		9001K63J35LYFA	16	9001KN114WP	26
		9001K685	28	9001KN114WPF	26
		9001K69	28	9001KN115WP	26
		9001K7	28	9001KN115WPF	26
		9001K71	17	9001KN133WP	26
				9001KN145WP	26
				9001KN146WP	26
				9001KN160WP	26
				9001KN179WP	26
				9001KN179WPF	26
				9001KN200	25
				9001KN200R	25
				9001KN201	25
				9001KN201F	25
				9001KN202	25
				9001KN202F	25
				9001KN203	25
				9001KN204	25
				9001KN205	25
				9001KN206	25
				9001KN206F	25
				9001KN207	25
				9001KN207F	25
				9001KN208	25
				9001KN208F	25
				9001KN209	25
				9001KN209F	25
				9001KN210	25
				9001KN210F	25
				9001KN211	25
				9001KN211F	25
				9001KN213	25
				9001KN214	25
				9001KN214F	25
				9001KN215	25
				9001KN215F	25
				9001KN223F	25
				9001KN233	25
				9001KN245	25
				9001KN246	25
				9001KN260	25
				9001KN279	25
				9001KN300	25
				9001KN300R	25
				9001KN379	25
				9001KN8330	26
				9001KN9330	26
				9001KP1A9	12
				9001KP1G9	12
				9001KP1L9	12
				9001KP1R9	12
				9001KP32A9	12
				9001KP32G9	12
				9001KP32L9	12
				9001KP32R9	12
				9001KP35A9	12
				9001KP35G9	12
				9001KP35L9	12
				9001KP35LGG9	12
				9001KP35LLL9	12
				9001KP35LRR9	12
				9001KP35LWW9	12
				9001KP35LYA9	12
				9001KP35R9	12
				9001KP36A9	12
				9001KP36G9	12
				9001KP36L9	12
				9001KP36LGG9	12
				9001KP36LLL9	12
				9001KP36LRR9	12
				9001KP36LWW9	12
				9001KP36LYA9	12
				9001KP36R9	12
				9001KP38A9	12
				9001KP38G9	12
				9001KP38L9	12
				9001KP38LGG9	12
				9001KP38LLL9	12
				9001KP38LRR9	12
				9001KP38LWW9	12
				9001KP38LYA9	12
				9001KP38R9	12
				9001KP5A9	12
				9001KP5G9	12
				9001KP5L9	12
				9001KP5R9	12
				9001KP6A9	12
				9001KP6G9	12
				9001KP6L9	12
				9001KP6R9	12
				9001KP7A9	12
				9001KP7G9	12
				9001KP7L9	12
				9001KP7R9	12
				9001KR11UH1H1	15
				9001KR12UH1H1	15
				9001KR16	10
				9001KR16H13	10
				9001KR16H2	10
				9001KR1BH13	10
				9001KR1BH5	10
				9001KR1GH13	10
				9001KR1GH5	10
				9001KR1RH13	10
				9001KR1U	24
				9001KR1UH13	10
				9001KR1UH5	10
				9001KR24BH13	10
				9001KR24BM	10
				9001KR24GM	10
				9001KR24RH13	10
				9001KR24RM	10
				9001KR25BH13	10
				9001KR25BM	10
				9001KR25GM	10
				9001KR25RH13	10
				9001KR25RM	10
				9001KR2GH5	10
				9001KR2U	24
				9001KR2UH13	10
				9001KR2UH5	10
				9001KR3RH6	10
				9001KR3U	24
				9001KR3UH13	10
				9001KR3UH5	10
				9001KR4RH6	10
				9001KR5RH6	10
				9001KR8BH25	10
				9001KR8P35LGG	15
				9001KR8P35LRR	15
				9001KR8P35RH25	17

9001KR8P36LGG	15	9001L31	27	9001SK63J35LRFR	23	9001SKR1UH13	18	9001TY4	29
9001KR8P36LRR	15	9001L8	27	9001SK63J35LYFA	23	9001SKR1UH5	18	9001TYG1	29
9001KR8P38LGG	15	9001L9	27	9001SK88J35LGFG	23	9001SKR24BH13	18	9001TYG1Y	29
9001KR8P38LRR	15	9001R21	27	9001SK88J35LRFR	23	9001SKR24RH13	18	9001W24	27
9001KR8P38RH25	17	9001R22	27	9001SK88J35LYFA	23	9001SKR25BH13	18	9001W31	27
9001KR8P7RH25	17	9001R24	27	9001SKP1A9	19	9001SKR25RH13	18	9001W8	27
9001KR8RH25	10	9001R31	27	9001SKP1G9	19	9001SKR2GH5	18	9001W9	27
9001KR9BH13	10	9001R8	27	9001SKP1L9	19	9001SKR2U	24	9001Y22	27
9001KR9BM94	10	9001R9	27	9001SKP1R9	19	9001SKR2UH13	18	9001Y24	27
9001KR9BM95	10	9001SK11J35LGFG	23	9001SKP32A9	19	9001SKR2UH5	18	9001Y31	27
9001KR9GM94	10	9001SK11J35LRFR	23	9001SKP32G9	19	9001SKR3RH6	18	9001Y8	27
9001KR9GM95	10	9001SK11J35LYFA	23	9001SKP32L9	19	9001SKR3U	24	9001Y9	27
9001KR9P35LGG	15	9001SK1L35LGG	20	9001SKP32R9	19	9001SKR3UH13	18	X	
9001KR9P35LRR	15	9001SK1L35LRR	20	9001SKP35A9	19	9001SKR3UH5	18	XBFX13	28
9001KR9P35RH25	17	9001SK1L35LYA	20	9001SKP35G9	19	9001SKR4RH6	18		
9001KR9P36LGG	15	9001SK1L36LGG	20	9001SKP35L9	19	9001SKR5RH6	18		
9001KR9P36LRR	15	9001SK1L36LRR	20	9001SKP35LGG9	19	9001SKR8BH25	18		
9001KR9P38LGG	15	9001SK1L36LYA	20	9001SKP35LLL9	19	9001SKR8P35LGG	22		
9001KR9P38LRR	15	9001SK1L38LGG	20	9001SKP35LRR9	19	9001SKR8P35LRR	22		
9001KR9P38RH25	17	9001SK1L38LRR	20	9001SKP35LWW9	19	9001SKR8P35RH25	23		
9001KR9P7RH25	17	9001SK1L38LYA	20	9001SKP35LYA9	19	9001SKR8P36LGG	22		
9001KR9R20H6	10	9001SK2L35AH13	21	9001SKP35R9	19	9001SKR8P36LRR	22		
9001KR9R21H6	10	9001SK2L35GH13	21	9001SKP36A9	19	9001SKR8P38LGG	22		
9001KR9R94H13	10	9001SK2L35LGG	21	9001SKP36G9	19	9001SKR8P38LRR	22		
9001KR9RH13	10	9001SK2L35LH13	21	9001SKP36L9	19	9001SKR8P38RH25	23		
9001KR9RH6	10	9001SK2L35LRR	21	9001SKP36LGG9	19	9001SKR8P7RH25	23		
9001KR9RM94	10	9001SK2L35LYA	21	9001SKP36LLL9	19	9001SKR8RH25	18		
9001KR9RM95	10	9001SK2L35RH13	21	9001SKP36LRR9	19	9001SKR9BH13	18		
9001KS11FB	11	9001SK2L35WH13	21	9001SKP36LWW9	19	9001SKR9P35LGG	22		
9001KS11K1R	11	9001SK2L36AH13	21	9001SKP36LYA9	19	9001SKR9P35LRR	22		
9001KS11K3R	11	9001SK2L36GH13	21	9001SKP36R9	19	9001SKR9P35RH25	23		
9001KS34FB	11	9001SK2L36LGG	21	9001SKP38A9	19	9001SKR9P36LGG	22		
9001KS43FB	11	9001SK2L36LH13	21	9001SKP38G9	19	9001SKR9P36LRR	22		
9001KS43K5R	11	9001SK2L36LRR	21	9001SKP38L9	19	9001SKR9P38LGG	22		
9001KS46FB	11	9001SK2L36LYA	21	9001SKP38LGG9	19	9001SKR9P38LRR	22		
9001KS53FB	11	9001SK2L36RH13	21	9001SKP38LLL9	19	9001SKR9P38RH25	23		
9001KS53K5R	11	9001SK2L36WH13	21	9001SKP38LRR9	19	9001SKR9P7RH25	23		
9001KS63FB	11	9001SK2L38AH13	21	9001SKP38LWW9	19	9001SKR9R20H6	18		
9001KS88FB	11	9001SK2L38GH13	21	9001SKP38LYA9	19	9001SKR9R21H6	18		
9001KT35LGG31	15	9001SK2L38LGG	21	9001SKP38R9	19	9001SKR9RH13	18		
9001KT35LRR31	15	9001SK2L38LH13	21	9001SKP5A9	19	9001SKR9RH6	18		
9001KT35LYA31	15	9001SK2L38LRR	21	9001SKP5G9	19	9001SKS11FB	20		
9001KT36LGG31	15	9001SK2L38LYA	21	9001SKP5L9	19	9001SKS34FB	20		
9001KT36LRR31	15	9001SK2L38RH13	21	9001SKP5R9	19	9001SKS43FB	20		
9001KT36LYA31	15	9001SK2L38WH13	21	9001SKP6A9	19	9001SKS53FB	20		
9001KT38LGG31	15	9001SK2L7AH13	21	9001SKP6G9	19	9001SKS63FB	20		
9001KT38LRR31	15	9001SK2L7GH13	21	9001SKP6L9	19	9001SKS88FB	20		
9001KT38LYA31	15	9001SK2L7LH13	21	9001SKP6R9	19	9001SKT35LGG31	22		
9001KU1	24	9001SK2L7RH13	21	9001SKP7A9	19	9001SKT35LRR31	22		
9001KU2	24	9001SK2L7WH13	21	9001SKP7G9	19	9001SKT35LYA31	22		
9001KU5	24	9001SK34J35LGFG	23	9001SKP7L9	19	9001SKT36LGG31	22		
9001KU7	24	9001SK34J35LRFR	23	9001SKP7R9	19	9001SKT36LRR31	22		
9001KY1	29	9001SK34J35LYFA	23	9001SKR11UH1H1	22	9001SKT36LYA31	22		
9001KY2	29	9001SK43J35LGFG	23	9001SKR12UH1H1	22	9001SKT38LGG31	22		
9001KY3	29	9001SK43J35LRFR	23	9001SKR16	18	9001SKT38LRR31	22		
9001KY4	29	9001SK43J35LYFA	23	9001SKR16H13	18	9001SKT38LYA31	22		
9001KYG1	29	9001SK46J35LGFG	23	9001SKR16H2	18	9001SKY1	29		
9001KYG1Y	29	9001SK46J35LRFR	23	9001SKR1BH13	18	9001SKY2	29		
9001KYSS1	29	9001SK46J35LYFA	23	9001SKR1BH5	18	9001SKY3	29		
9001KYSS2	29	9001SK53J35LGFG	23	9001SKR1GH13	18	9001T8U	28		
9001KYSS3	29	9001SK53J35LRFR	23	9001SKR1GH5	18	9001TY1	29		
9001KYSS4	29	9001SK53J35LYFA	23	9001SKR1RH13	18	9001TY2	29		
9001L24	27	9001SK63J35LGFG	23	9001SKR1U	24	9001TY3	29		





[www.schneider-electric.com/control](http://www.schneider-electric.com/control)

#### Schneider Electric Industries SAS

Head Office  
35, rue Joseph Monier  
F-92500 Rueil-Malmaison  
France

The information provided in this documentation contains general descriptions and/or technical characteristics of the performance of the products contained herein. This documentation is not intended as a substitute for and is not to be used for determining suitability or reliability of these products for specific user applications. It is the duty of any such user or integrator to perform the appropriate and complete risk analysis, evaluation and testing of the products with respect to the relevant specific application or use thereof. Neither Schneider Electric nor any of its affiliates or subsidiaries shall be responsible or liable for misuse of the information contained herein.

Design: Schneider Electric  
Photos: Schneider Electric

# Mouser Electronics

Authorized Distributor

Click to View Pricing, Inventory, Delivery & Lifecycle Information:

[Schneider Electric:](#)

[9001KR9P55R](#) [9001K42J35LG](#)