THIS DRAWING IS UNPUBLISHED. RELEASED FOR PUBLICATION 2019
© COPYRIGHT 2019 BY TE CONNECTIVITY ALL RIGHTS RESERVED.

REVISIONS					
F	LTR	DESCRIPTION	DATE	DWN	APVD
	G31	REVISED PER ECO-17-008039	05JUN2017	DD	GK
	G32	REVISED PER ECO-19-004061	03APR2019	JMS	HC
	G33	REVISED PER ECO-19-005385	11APR2019	JMS	HC
	G34	REVISED PER ECO-19-019125	17DEC2019	CN	HC

LIST OF PARTS									
QTY. REQUIRED			ITEM	DESCRIPTION	COLOR	SUPPLIER PART NUMBER	MATERIAL SPECIFICATION	RECYCLING CODE	WEIGHT (GRAM)
INDEX C	INDEX B	INDEX A							
-	-	1	1	HOUSING, KEYING OPTION "A"	BLACK	0-1587054-1	30% GF PBT	>PBT-GF30<	49.3g
-	1	-	1	HOUSING, KEYING OPTION "B"	GRAY	0-1587054-2	30% GF PBT	>PBT-GF30<	49.3g
1	-	-	1	HOUSING, KEYING OPTION "C"	NATURAL	0-1587054-3	30% GF PBT	>PBT-GF30<	49.3g
1	1	1	2	TPA	RED	0-1587055-1	15% GF PBT	>PBT-GF15<	3.1g
1	1	1	3	ALIGNMENT PLATE	NATURAL	0-1587056-1	15% GF PBT	>PBT-GF15<	2.2g
1	1	1	4	END SEAL COVER	BLACK	0-1587057-1	15% GF PBT	>PBT-GF15<	6.3g
1	1	1	5	END SEAL GROMMET	LT GREEN	0-1587058-1	SILICON	>VMQ<	2.7g

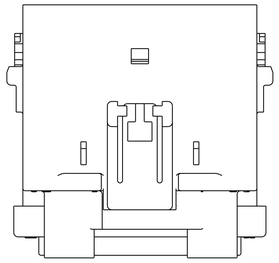

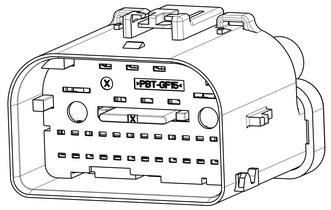

1. PART MUST CONFORM TO THE USCAR-2 SPECIFICATION, DATED 07/DEC/00 (REVISION 3).
2. 0.2mm MAXIMUM RADIUS PERMISSIBLE ON EDGES AND FILLETS SHOWN AS SHARP FOR PLASTIC PARTS.
3. PRODUCTION DATE CODE (YYDDD) AND ASSEMBLY PART NO. (LAST 3 DIGITS OF FORD/JLR PART NUMBER ACCEPTABLE) MUST BE LEGIBLE AND PERMANENTLY APPLIED WHEREVER PACKAGE SIZE PERMITS OR OTHER AGREEMENTS ARE MADE.
4. MATES WITH ASSEMBLY SHOWN ON DRAWING 1587041.
5. SEE TE CONNECTIVITY (TE) INSTRUCTION SHEET 408-8911 FOR PROPER POSITIONING OF TPA AND TE INSTRUCTION SHEET 408-8832 FOR APPLICATION USE OF CONNECTOR SYSTEM.

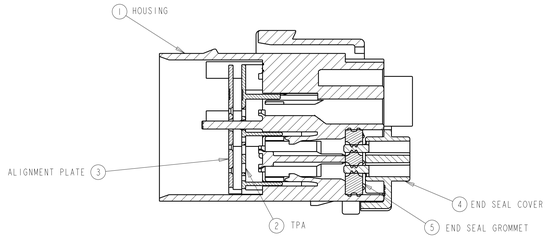

SECTION A-A
TPA AND ALIGNMENT PLATE
IN PRE-SEATED POSITION 5

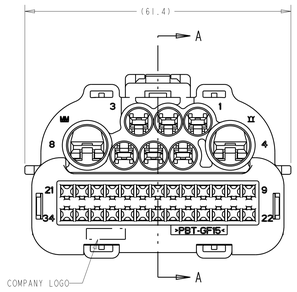

SCALE 2:1

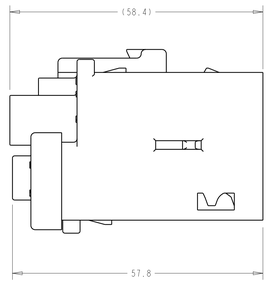

APPLICABLE COMPONENTS (FOR REFERENCE ONLY)				APPLICABLE WIRE SIZES (FOR REFERENCE ONLY)1	COMPONENT MATING PART NUMBER
DESCRIPTION	COLOR/ PLATING	SUPPLIER	SUPPLIER PART NUMBER		
TERMINAL - MALE 1.5mm	TIN	MOLEX	33000-0002	16-20 AWG OR METRIC EQUIVALENT	33012-0002
TERMINAL - MALE 2.8mm	TIN	TYCO	1326031-2	20 AWG OR METRIC EQUIVALENT	1326032-2
TERMINAL - MALE 2.8mm	TIN	TYCO	1326031-3	18 AWG OR METRIC EQUIVALENT	1326032-3
TERMINAL - MALE 2.8mm	TIN	TYCO	1326031-4	16 AWG OR METRIC EQUIVALENT	1326032-4
TERMINAL - MALE 2.8mm	TIN	TYCO	1326031-5	14 AWG OR METRIC EQUIVALENT	1326032-5
TERMINAL - MALE 2.8mm	TIN	TYCO	1-1326031-1	12 AWG OR METRIC EQUIVALENT	1326032-6
CABLE SEAL - 2.8mm	GREEN	YAZAKI	7158-3111-60	1.2-1.9mm WIRE O.D.	N/A
CABLE SEAL - 2.8mm	YELLOW	YAZAKI	7158-3112-70	1.8-2.3mm WIRE O.D.	N/A
CABLE SEAL - 2.8mm	WHITE	YAZAKI	7158-3113-40	2.1-3.0mm WIRE O.D.	N/A
CABLE SEAL - 2.8mm	LT GRAY	YAZAKI	7158-3110-40	3.1-3.3mm WIRE O.D.	N/A
TERMINAL - MALE 6.3mm	TIN	YAZAKI	7114-4140-02	20-16 AWG OR METRIC EQUIVALENT	7116-4140-02
TERMINAL - MALE 6.3mm	TIN	YAZAKI	7114-4141-02	14 AWG OR METRIC EQUIVALENT	7116-4141-02
CABLE SEAL - 6.3mm	RED	YAZAKI	7158-3081-50	1.4-2.3mm WIRE O.D.	N/A
CABLE SEAL - 6.3mm	BLUE	YAZAKI	7158-3082-90	2.1-3.0mm WIRE O.D.	N/A
CABLE SEAL - 6.3mm	BLACK	YAZAKI	7158-3083	3.0-3.8mm WIRE O.D.	N/A

NOTE: SEE SUPPLIER DRAWINGS FOR LATEST INFORMATION AND CRIMP SPECIFICATIONS.

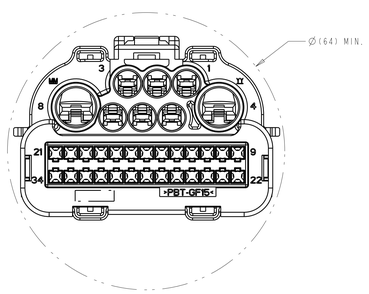

SCALE 2:1
MIN. FEED THRU CONDITION
WITH 1mm CLEARANCE ALL AROUND

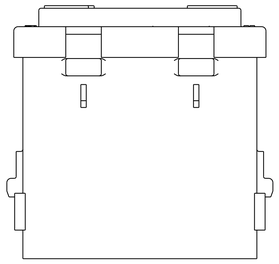

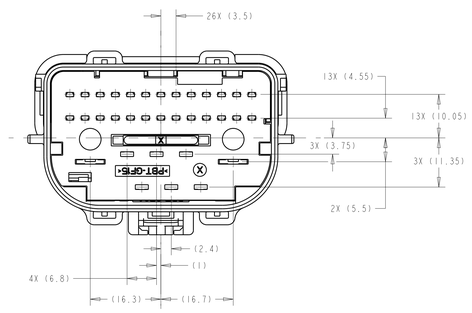

THIS DRAWING IS A CONTROLLED DOCUMENT.

DIMENSIONS: mm

TOLERANCES UNLESS OTHERWISE SPECIFIED:
0 PLC ±0.3
1 PLC ±0.3
2 PLC ±0.1
3 PLC ±0.1
4 PLC ±0.1
ANGLES ±1

MATERIAL -
FINISH -

DWN N. SOOCH 15APR2003
CHK T. DEWITTE 03JUN2003
APVD T. DEWITTE 03JUL2003

PRODUCT SPEC -
APPLICATION SPEC -
WEIGHT -

TE Connectivity

NAME CAP ASSEMBLY, 34 WAY, SEALED, HYBRID, MALE

SIZE A0 | CAGE CODE 00779 | DRAWING NO C-1587042 | RESTRICTED TO

CUSTOMER DRAWING | SCALE 1:1 | SHEET 1 OF 4 | REV G34

A806 (3/13)

THIS DRAWING IS UNPUBLISHED. RELEASED FOR PUBLICATION 2019
© COPYRIGHT 2019 BY TE CONNECTIVITY ALL RIGHTS RESERVED.

REVISIONS					
P	LTR	DESCRIPTION	DATE	DWN	APVD
	-	SEE SHEET 1	-	-	-

HARNESS KEYING OPTIONS
SCALE 2X

INDEX A

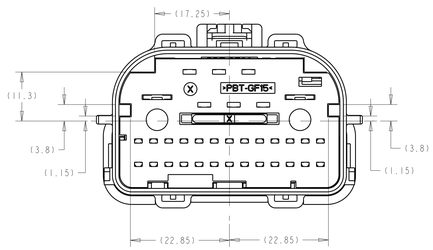

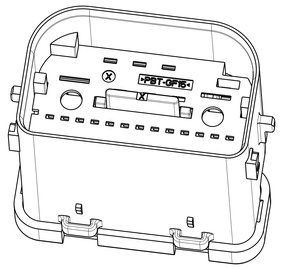

INDEX B

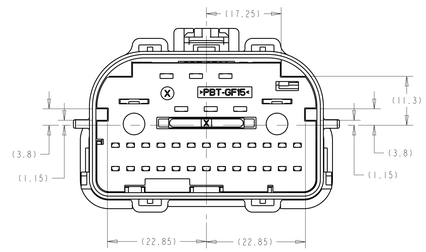

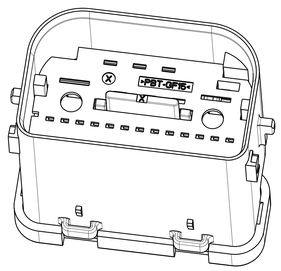

INDEX C

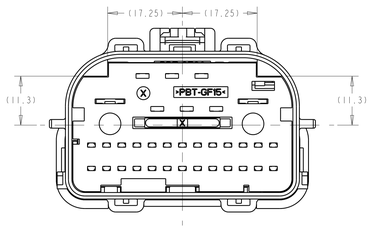

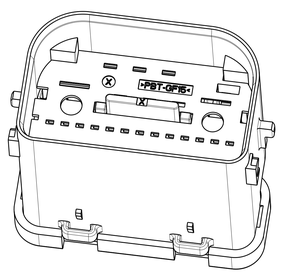

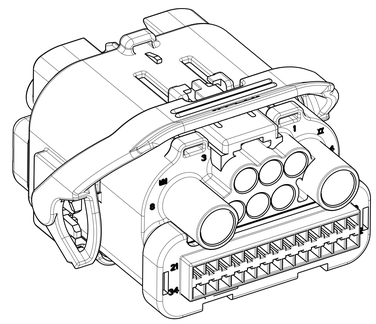

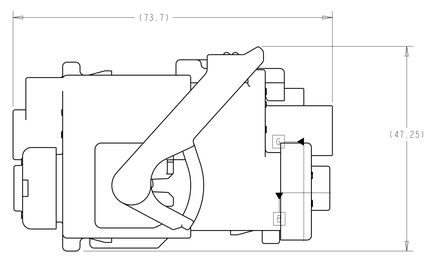

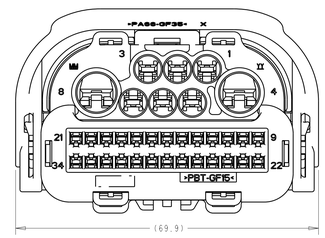

MATED ASSEMBLY
SCALE 2:1

THIS DRAWING IS A CONTROLLED DOCUMENT.		DRN N. SOOCH 15APR2003	TE Connectivity
		CHK T. DEWITTE 10JUN2003	
DIMENSIONS: mm	TOLERANCES UNLESS OTHERWISE SPECIFIED: 0 PLC ±0.3; 1 PLC ±0.3; 2 PLC ±0.1; 3 PLC ±0.1; 4 PLC ±0.1; ANGLES ±1	APVD T. DEWITTE 16JUL2003	NAME CAP ASSEMBLY, 34 WAY, SEALED, HYBRID, MALE
		PRODUCT SPEC -	
		APPLICATION SPEC -	SIZE A0 · CAGE CODE 00779 · DRAWING NO C-1587042 · RESTRICTED TO
MATERIAL -	FINISH -	WEIGHT -	
-	-	CUSTOMER DRAWING	SCALE 7:1 · SHEET 2 OF 4 · REV 034

THIS DRAWING IS UNPUBLISHED. RELEASED FOR PUBLICATION 2019
© COPYRIGHT 2019 BY TE CONNECTIVITY ALL RIGHTS RESERVED.

REVISIONS

F	LTR	DESCRIPTION	DATE	DWN	APVD
	-	SEE SHEET 1	-	-	-

INDEX A (BLACK)

TE CONNECTIVITY ASSEMBLY NUMBER	FORD PART NUMBER	JLR PART NUMBER
0-1580421-1	5C37-14A624-DA-000	---
1-1580420-1	5C37-14A624-DA-001	GHCT-14A624-CA-001
1-1580421-1	5C37-14A624-DA-002	GHCT-14A624-CA-002
1-1580423-1	5C37-14A624-DA-003	GHCT-14A624-CA-003
1-1580424-1	5C37-14A624-DA-004	GHCT-14A624-CA-004
1-1580425-1	5C37-14A624-DA-005	GHCT-14A624-CA-005
1-1580426-1	5C37-14A624-DA-006	GHCT-14A624-CA-006
1-1580427-1	5C37-14A624-DA-007	GHCT-14A624-CA-007
1-1580428-1	5C37-14A624-DA-008	GHCT-14A624-CA-008
1-1580429-1	5C37-14A624-DA-009	GHCT-14A624-CA-009
1-1580420-2	5C37-14A624-DA-010	GHCT-14A624-CA-010
2-1580421-1	5C37-14A624-DA-011	GHCT-14A624-CA-011
2-1580422-1	5C37-14A624-DA-012	GHCT-14A624-CA-012
2-1580423-1	5C37-14A624-DA-013	GHCT-14A624-CA-013
2-1580424-1	5C37-14A624-DA-014	GHCT-14A624-CA-014
2-1580425-1	5C37-14A624-DA-015	GHCT-14A624-CA-015
2-1580426-1	5C37-14A624-DA-016	GHCT-14A624-CA-016
2-1580427-1	5C37-14A624-DA-017	GHCT-14A624-CA-017
2-1580428-1	5C37-14A624-DA-018	GHCT-14A624-CA-018
2-1580429-1	5C37-14A624-DA-019	GHCT-14A624-CA-019
2-1580420-2	5C37-14A624-DA-020	GHCT-14A624-CA-020
3-1580421-2	5C37-14A624-DA-021	GHCT-14A624-CA-021
3-1580422-2	5C37-14A624-DA-022	GHCT-14A624-CA-022
3-1580423-2	5C37-14A624-DA-023	GHCT-14A624-CA-023
3-1580424-2	5C37-14A624-DA-024	GHCT-14A624-CA-024
3-1580425-2	5C37-14A624-DA-025	GHCT-14A624-CA-025
3-1580426-2	5C37-14A624-DA-026	GHCT-14A624-CA-026
3-1580427-2	5C37-14A624-DA-027	GHCT-14A624-CA-027
3-1580428-2	5C37-14A624-DA-028	GHCT-14A624-CA-028
3-1580429-2	5C37-14A624-DA-029	GHCT-14A624-CA-029
3-1580420-2	5C37-14A624-DA-030	GHCT-14A624-CA-030
4-1580421-2	5C37-14A624-DA-031	GHCT-14A624-CA-031
4-1580422-2	5C37-14A624-DA-032	GHCT-14A624-CA-032
4-1580423-2	5C37-14A624-DA-033	GHCT-14A624-CA-033
4-1580424-2	5C37-14A624-DA-034	GHCT-14A624-CA-034
4-1580425-2	5C37-14A624-DA-035	GHCT-14A624-CA-035
4-1580426-2	5C37-14A624-DA-036	GHCT-14A624-CA-036
4-1580427-2	5C37-14A624-DA-037	GHCT-14A624-CA-037
4-1580428-2	5C37-14A624-DA-038	GHCT-14A624-CA-038
4-1580429-2	5C37-14A624-DA-039	GHCT-14A624-CA-039
4-1580420-2	5C37-14A624-DA-040	GHCT-14A624-CA-040
8-1580421-1	5C37-14A624-DA-041	GHCT-14A624-CA-041
8-1580422-1	5C37-14A624-DA-042	GHCT-14A624-CA-042
8-1580423-2	5C37-14A624-DA-043	GHCT-14A624-CA-043
8-1580424-1	5C37-14A624-DA-044	GHCT-14A624-CA-044
8-1580425-1	5C37-14A624-DA-045	GHCT-14A624-CA-045
8-1580426-1	5C37-14A624-DA-046	GHCT-14A624-CA-046
8-1580427-1	5C37-14A624-DA-047	GHCT-14A624-CA-047
8-1580428-1	5C37-14A624-DA-048	GHCT-14A624-CA-048
8-1580429-1	5C37-14A624-DA-049	GHCT-14A624-CA-049
8-1580420-1	5C37-14A624-DA-050	GHCT-14A624-CA-050
9-1580421-1	5C37-14A624-DA-051	GHCT-14A624-CA-051
9-1580422-1	5C37-14A624-DA-052	GHCT-14A624-CA-052
9-1580423-1	5C37-14A624-DA-053	GHCT-14A624-CA-053
9-1580424-1	5C37-14A624-DA-054	GHCT-14A624-CA-054
9-1580425-1	5C37-14A624-DA-055	GHCT-14A624-CA-055
9-1580426-1	5C37-14A624-DA-056	GHCT-14A624-CA-056
9-1580427-1	5C37-14A624-DA-057	GHCT-14A624-CA-057
9-1580428-1	5C37-14A624-DA-058	GHCT-14A624-CA-058
9-1580429-1	5C37-14A624-DA-059	GHCT-14A624-CA-059
9-1580420-1	5C37-14A624-DA-060	GHCT-14A624-CA-060
0-1924421-1	5C37-14A624-DA-061	GHCT-14A624-CA-061
0-1924422-1	5C37-14A624-DA-062	GHCT-14A624-CA-062
0-1924423-1	5C37-14A624-DA-063	GHCT-14A624-CA-063
0-1924424-1	5C37-14A624-DA-064	GHCT-14A624-CA-064
0-1924425-1	5C37-14A624-DA-065	GHCT-14A624-CA-065
0-1924426-1	5C37-14A624-DA-066	GHCT-14A624-CA-066
0-1924427-1	5C37-14A624-DA-067	GHCT-14A624-CA-067
0-1924428-1	5C37-14A624-DA-068	GHCT-14A624-CA-068
0-1924429-1	5C37-14A624-DA-069	GHCT-14A624-CA-069
0-1924420-1	5C37-14A624-DA-070	GHCT-14A624-CA-070
1-1924421-1	5C37-14A624-DA-071	GHCT-14A624-CA-071
1-1924422-1	5C37-14A624-DA-072	GHCT-14A624-CA-072
1-1924423-1	5C37-14A624-DA-073	GHCT-14A624-CA-073
1-1924424-1	5C37-14A624-DA-074	GHCT-14A624-CA-074
1-1924425-1	5C37-14A624-DA-075	GHCT-14A624-CA-075
1-1924426-1	5C37-14A624-DA-076	GHCT-14A624-CA-076
1-1924427-1	5C37-14A624-DA-077	GHCT-14A624-CA-077
1-1924428-1	5C37-14A624-DA-078	GHCT-14A624-CA-078
1-1924429-1	5C37-14A624-DA-079	GHCT-14A624-CA-079
1-1924420-1	5C37-14A624-DA-080	GHCT-14A624-CA-080
2-1924421-1	5C37-14A624-DA-081	GHCT-14A624-CA-081
2-1924422-1	5C37-14A624-DA-082	GHCT-14A624-CA-082
2-1924423-1	5C37-14A624-DA-083	GHCT-14A624-CA-083
2-1924424-1	5C37-14A624-DA-084	GHCT-14A624-CA-084
2-1924425-1	5C37-14A624-DA-085	GHCT-14A624-CA-085
2-1924426-1	5C37-14A624-DA-086	GHCT-14A624-CA-086
2-1924427-1	5C37-14A624-DA-087	GHCT-14A624-CA-087
2-1924428-1	5C37-14A624-DA-088	GHCT-14A624-CA-088
2-1924429-1	5C37-14A624-DA-089	GHCT-14A624-CA-089
2-1924420-1	5C37-14A624-DA-090	GHCT-14A624-CA-090
3-1924421-1	5C37-14A624-DA-091	GHCT-14A624-CA-091
3-1924422-1	5C37-14A624-DA-092	GHCT-14A624-CA-092
3-1924423-1	5C37-14A624-DA-093	GHCT-14A624-CA-093
3-1924424-1	5C37-14A624-DA-094	GHCT-14A624-CA-094
3-1924425-1	5C37-14A624-DA-095	GHCT-14A624-CA-095
3-1924426-1	5C37-14A624-DA-096	GHCT-14A624-CA-096
3-1924427-1	5C37-14A624-DA-097	GHCT-14A624-CA-097
3-1924428-1	5C37-14A624-DA-098	GHCT-14A624-CA-098
3-1924429-1	5C37-14A624-DA-099	GHCT-14A624-CA-099
4-1924420-1	5C37-14A624-DA-100	GHCT-14A624-CA-100
4-1924421-1	5C37-14A624-DA-101	GHCT-14A624-CA-101
4-1924422-1	5C37-14A624-DA-102	GHCT-14A624-CA-102
4-1924423-1	5C37-14A624-DA-103	GHCT-14A624-CA-103
4-1924424-1	5C37-14A624-DA-104	GHCT-14A624-CA-104
4-1924425-1	5C37-14A624-DA-105	GHCT-14A624-CA-105
4-1924426-1	5C37-14A624-DA-106	GHCT-14A624-CA-106
4-1924427-1	5C37-14A624-DA-107	GHCT-14A624-CA-107
4-1924428-1	5C37-14A624-DA-108	GHCT-14A624-CA-108
4-1924429-1	5C37-14A624-DA-109	GHCT-14A624-CA-109



TERMINAL HOLE POSITION

CAVITIES WITH A NUMERIC SYMBOL INDICATE
CLOSED TERMINAL LOCATIONS

BLANK CAVITIES INDICATE
OPEN TERMINAL HOLE LOCATIONS

PIN OUT CHART

THIS DRAWING IS A CONTROLLED DOCUMENT.

DIMENSIONS: mm

TOLERANCES UNLESS OTHERWISE SPECIFIED:
0 PLC ±0.3
1 PLC ±0.3
2 PLC ±0.1
3 PLC ±0.1
4 PLC ±0.1
ANGLES ±1

MATERIAL -
FINISH -

DWN N. SOOCH 15APR2003
CHK T. DEWITT 03JUN2003
APVD T. DEWITT 16JUL2003
PRODUCT SPEC -
APPLICATION SPEC -
WEIGHT -

CUSTOMER DRAWING

TE Connectivity

NAME CAP ASSEMBLY, 34 WAY, SEALED, HYBRID, MALE

SIZE A0 | CAGE CODE 00779 | DRAWING NO C-1587042 | RESTRICTED TO

SCALE 7:1 | SHEET 3 OF 4 | REV G34

THIS DRAWING IS UNPUBLISHED. RELEASED FOR PUBLICATION 2019
© COPYRIGHT 2019 BY TE CONNECTIVITY ALL RIGHTS RESERVED.

REVISIONS

F	LTR	DESCRIPTION	DATE	DWN	APVD
	-	SEE SHEET 1	-	-	-

INDEX A (BLACK)

TE CONNECTIVITY ASSEMBLY NUMBER	FORD PART NUMBER	JLR PART NUMBER
5-1924725-0	5C37-14A624-DA-110	GHCT-14A624-CA-110
5-1924725-1	5C37-14A624-DA-111	GHCT-14A624-CA-111
5-1924725-2	5C37-14A624-DA-112	GHCT-14A624-CA-112
5-1924725-3	---	GHCT-14A624-CA-113
5-1924725-4	---	GHCT-14A624-CA-114
5-1924725-5	---	GHCT-14A624-CA-115
5-1924725-6	---	GHCT-14A624-CA-116
5-1924725-7	5C37-14A624-DA-113	GHCT-14A624-CA-117
5-1924725-8	5C37-14A624-DA-114	GHCT-14A624-CA-118
5-1924725-9	5C37-14A624-DA-115	GHCT-14A624-CA-119
6-1924725-0	5C37-14A624-DA-116	GHCT-14A624-CA-120
6-1924725-1	5C37-14A624-DA-117	GHCT-14A624-CA-121
6-1924725-2	5C37-14A624-DA-118	GHCT-14A624-CA-122
6-1924725-3	5C37-14A624-DA-119	GHCT-14A624-CA-123
6-1924725-4	---	CHCT-14A624-VA
6-1924725-5	---	CHCT-14A624-ZA
6-1924725-6	---	CHCT-14A624-YA
6-1924725-7	---	CHCT-14A624-XA
6-1924725-8	5C37-14A624-DA-120	GHCT-14A624-CA-128
6-1924725-9	5C37-14A624-DA-121	GHCT-14A624-CA-129
7-1924725-0	5C37-14A624-DA-122	GHCT-14A624-CA-130
7-1924725-1	5C37-14A624-DA-123	GHCT-14A624-CA-131
7-1924725-2	5C37-14A624-DA-124	GHCT-14A624-CA-132
7-1924725-3	5C37-14A624-DA-125	GHCT-14A624-CA-133
7-1924725-4	---	GHCT-14A624-CA-134
7-1924725-5	---	GHCT-14A624-CA-135
7-1924725-6	---	GHCT-14A624-CA-136
7-1924725-7	---	GHCT-14A624-CA-137
7-1924725-8	---	GHCT-14A624-CA-138
7-1924725-9	---	GHCT-14A624-CA-139
8-1924725-0	---	GHCT-14A624-CA-140
8-1924725-1	---	GHCT-14A624-CA-141
8-1924725-2	---	GHCT-14A624-CA-142
8-1924725-3	---	GHCT-14A624-CA-143
8-1924725-4	---	GHCT-14A624-CA-144

TERMINAL HOLE POSITION	1	2	3	4	5	6	7	8	9	10	11	12	13	14	15	16	17	18	19	20	21	22	23	24	25	26	27	28	29	30	31	32	33	34
5-1924725-0										10	11	12								20														
5-1924725-1																																		
5-1924725-2																						22												
5-1924725-3									9																									
5-1924725-4																																		
5-1924725-5										10																								
5-1924725-6				4																														
5-1924725-7		2									11				15						21													
5-1924725-8				4			7									16																		
5-1924725-9			3						9	10	11				15		17				21													
6-1924725-0												12																						
6-1924725-1		2	3						9	10	11	12					17				21													
6-1924725-2		2							9	10	11		13		15		17				21													
6-1924725-3												12																						
6-1924725-4			3				7						13		15		17				21													
6-1924725-5																		18																
6-1924725-6																			19															
6-1924725-7							7																											
6-1924725-8				4				8																										
6-1924725-9								8																										
7-1924725-0		2						8		10	11																							
7-1924725-1		2						8																										
7-1924725-2		2						8	9	10	11	12		14																				
7-1924725-3																																		
7-1924725-4									9	10	11																							
7-1924725-5																																		
7-1924725-6									9	10	11																							
7-1924725-7																																		
7-1924725-8									9	10	11																							
7-1924725-9																																		
8-1924725-0										10	11																							
8-1924725-1																																		
8-1924725-2																																		
8-1924725-3										10																								
8-1924725-4																																		

TERMINAL HOLE POSITION

CAVITIES WITH A NUMERIC SYMBOL INDICATE CLOSED TERMINAL LOCATIONS

BLANK CAVITIES INDICATE OPEN TERMINAL HOLE LOCATIONS

PIN OUT CHART

INDEX B (GRAY)

TE CONNECTIVITY ASSEMBLY NUMBER	FORD PART NUMBER	JLR PART NUMBER
0-1587042-2	5C37-14A624-EA-000	GHCT-14A624-AYA-000
5-1587042-0	5C37-14A624-EA-001	GHCT-14A624-AYA-001
5-1587042-1	5C37-14A624-EA-002	GHCT-14A624-AYA-002
5-1587042-2	5C37-14A624-EA-003	GHCT-14A624-AYA-003
5-1587042-3	5C37-14A624-EA-004	GHCT-14A624-AYA-004
5-1587042-4	5C37-14A624-EA-005	GHCT-14A624-AYA-005
5-1587042-5	5C37-14A624-EA-006	GHCT-14A624-AYA-006
5-1587042-6	5C37-14A624-EA-007	GHCT-14A624-AYA-007
5-1587042-7	5C37-14A624-EA-008	GHCT-14A624-AYA-008
5-1587042-8	5C37-14A624-EA-009	GHCT-14A624-AYA-009
5-1587042-9	5C37-14A624-EA-010	GHCT-14A624-AYA-010
6-1587042-0	5C37-14A624-EA-011	GHCT-14A624-AYA-011
6-1587042-1	5C37-14A624-EA-012	GHCT-14A624-AYA-012
6-1587042-2	5C37-14A624-EA-013	GHCT-14A624-AYA-013
6-1587042-3	---	AHZT-14A624-CA-014
6-1587042-4	---	9HC2-14A624-EFA

TERMINAL HOLE POSITION	1	2	3	4	5	6	7	8	9	10	11	12	13	14	15	16	17	18	19	20	21	22	23	24	25	26	27	28	29	30	31	32	33	34
0-1587042-2																																		
5-1587042-0																																		
5-1587042-1				4																														
5-1587042-2				4			7																											
5-1587042-3				4			7																											
5-1587042-4			3	4			7																											
5-1587042-5			3	4			7																											
5-1587042-6				4			7																											
5-1587042-7				4			7																											
5-1587042-8							7	8																										
5-1587042-9				4				8																										
6-1587042-0		2																																
6-1587042-1		2																																
6-1587042-2		2		4				8																										
6-1587042-3		2							9																									
6-1587042-4		2							9			12	13	14	15	16	17	18	19	20	21	22	23	24	25	26	27	28	29	30	31	32	33	34

TERMINAL HOLE POSITION

CAVITIES WITH A NUMERIC SYMBOL INDICATE CLOSED TERMINAL LOCATIONS

BLANK CAVITIES INDICATE OPEN TERMINAL HOLE LOCATIONS

PIN OUT CHART

INDEX C (NATURAL)

TE CONNECTIVITY ASSEMBLY NUMBER	FORD PART NUMBER	JLR PART NUMBER
0-1587042-3	5C37-14A624-FA-000	AHZT-14A624-AZA-000
0-1587042-4	---	AHZT-14A624-DA-001

TERMINAL HOLE POSITION	1	2	3	4	5	6	7	8	9	10	11	12	13	14	15	16	17	18	19	20	21	22	23	24	25	26	27	28	29	30	31	32	33	34
0-1587042-3																																		
0-1587042-4									9	10	11	12	13	14	15	16	17	18	19	20	21	22	23	24	25	26	27	28	29	30	31	32	33	34

TERMINAL HOLE POSITION

CAVITIES WITH A NUMERIC SYMBOL INDICATE CLOSED TERMINAL LOCATIONS

BLANK CAVITIES INDICATE OPEN TERMINAL HOLE LOCATIONS

PIN OUT CHART

THIS DRAWING IS A CONTROLLED DOCUMENT.

DIMENSIONS: mm

TOLERANCES UNLESS OTHERWISE SPECIFIED:
0 PLC ±0.3
1 PLC ±0.3
2 PLC ±0.1
3 PLC ±0.1
4 PLC ±0.1
ANGLES ±1

MATERIAL - -
FINISH - -

DWN S. SOOCH 15APR2003
CHK - -
T. DEWITT 10JUN2003
APVD T. DEWITT 16JUL2003
PRODUCT SPEC -
APPLICATION SPEC -
WEIGHT -

CUSTOMER DRAWING

TE Connectivity

NAME CAP ASSEMBLY, 34 WAY, SEALED, HYBRID, MALE

SIZE A0 | CAGE CODE 00779 | DRAWING NO C-1587042 | RESTRICTED TO

SCALE 1:1 | SHEET 4 OF 4 | REV 634

4806 (3/13)