



HS/HC

COMPUTERISED HEAT-SHRINK IDENTIFICATION

Technical Datasheet

TTDS-033 Revision 8 - October 2015

HS/HC Heat shrink markers are a range of flattened tubes arranged for easy printing through a selection of printers, carrier automated, notation on...

Manufactured using a specially developed radiation cross-linked, flame retarded material. Thin wall, flame retarded radiation cross-linked polyolefin heat-shrinkable tubing, assembled as organized cut sleeves on a paper carrier.

HS products are 2:1 shrink ratio. HC products are 3:1 shrink ratio.

HS/HC Heat Shrink Identification Marker Sleeving is available as part of a complete identification system. The system comprises specific printers, thermal transfer ribbons and WINTOTAL software.

Laser markable using industrial YAG laser

PAGE 1

Features

- HS Available in sizes 2.4 up to 38.1
- HC Available in sizes 2.4 up to 39.0
- Computer based printing system
- Excellent resistance to common industrial fluids, as described in RW-2539

Applications

- Pre-Termination wire and cable identification.
- Identification of wire or cable diameters 1.4 to 16mm (0.055 to 0.63 inches).
- Rail
- Military and Aerospace
- Electronics, Mass transit and general Industrial uses.

Specifications / Approvals

TE Connectivity Standard **RW-2539**

Military

AMS-DTL-23053/5 Class 1 - HS and HC product (except HC dimensions)

MIL 202 Method 215 - Resistance to Solvents

SAE AS5942 - Marking for Electrical Materials

Aerospace

BS 4G 198 Part 3 - Resistance to fluids

Where possible, TE has tested product as a finished item, including the print. Operational tests are followed by an assessment of mark adherence to validate fit, form and function. Further details can be found in TE standard RW-2539.

Temperature Rating

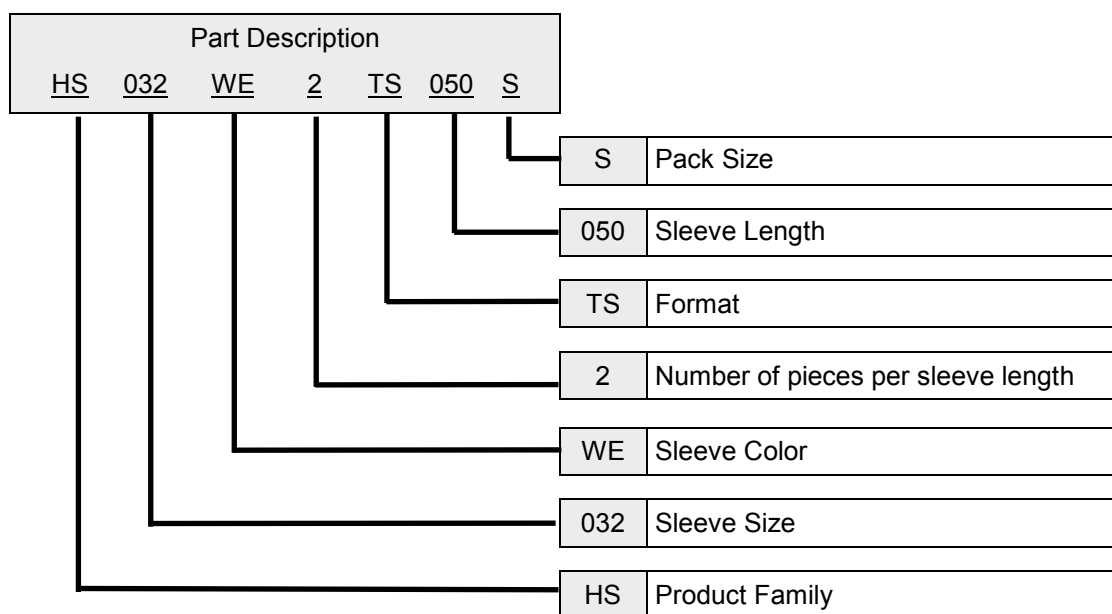
- Operating Temperature -55°C to 135°C (-67°F to 275°F).

Design For Environment

- The compound used for this product meets all current RoHS and REACH legislation.
- Further information and a downloadable declaration covering RoHS and REACH compliance can be found at the 'TE Product Compliance Support Centre':
<http://www.te.com/usa-en/utilities/product-compliance.html>



Ordering Information



Options

Pre-Scoring		
Perforated or cut score to produce multiple marker sleeves per sleeve length		
Not Scored	Code	1
1 Score	Code	2
2 Scores	Code	3

Sleeve length		
38mm	Code	038
50mm	Code	050

Format			
Dot matrix single sided	Code	NF	
Dot Matrix Double sided	Code	DS	
Thermal transfer single sided	Code	TS	
Thermal transfer double sided	Code	DT	

Pack Sizes ¹		
Code	B = Bulk Pack	Dot Matrix Only
Code	X = Extra large	
Code	S = Standard	Thermal Transfer Only

¹Number of sleeves is dependant on tube size

Color Codes

Code	Tube Color	Code	Tube Color
WE	White	GN	Green
YW	Yellow	BE	Blue
RD	Red	VT	Violet
OE	Orange	GY	Grey
BN	Brown	BK	Black

Sleeve Size Options (supplied diameter)

Code	HS	Code	HC
024	2.4mm	024	2.4mm
032	3.2	030	3.0
048	4.8	050	5.0
064	6.4	060	6.0
095	9.5	090	9.0
127	12.7	120	12.0
190	19.0	180	18.0
254	25.4	240	24.0
381	38.1	390	39.0

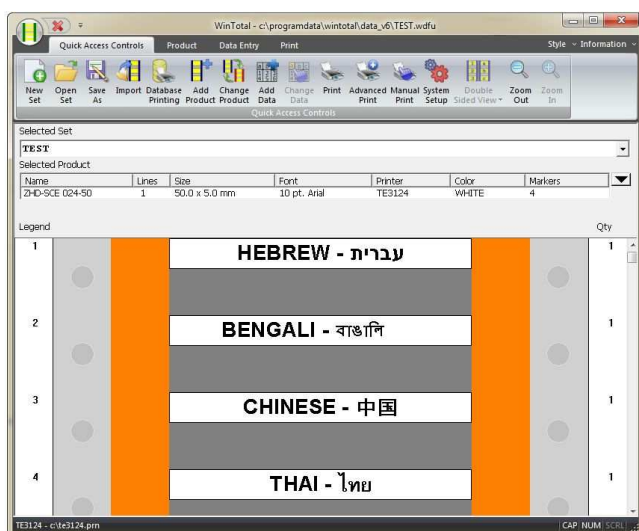


Printer Information

Print quality and print performance can only be guaranteed when specific TE printer and ribbons are used.

The current list of printers and ribbons can be found in TE document 411-121005 'Identification Printer Product Ribbon Matrix'. This document can be found in 'Access Our Tools':

<http://www.te.com/usa-en/utilities/access-product-tools->




Software

WINTOTAL¹ software, available to download for a 14 day evaluation period from the Identification Printer Software page:

<http://www.te.com/usa-en/products/identification-labeling/printers-software.html>

Contact a TE representative for further information

¹WINTOTAL 5.4.04 must be used for Dot Matrix printing



www.te.com/rail

TE Connectivity, TE Connectivity (logo) and Every Connection Counts are trademarks. All other logos, products and/or company names referred to herein might be trademarks of their respective owners.

The information given herein, including drawings, illustrations and schematics which are intended for illustration purposes only, is believed to be reliable. However, TE Connectivity makes no warranties as to its accuracy or completeness and disclaims any liability in connection with its use. TE Connectivity's obligations shall only be as set forth in TE Connectivity's Standard Terms and Conditions of Sale for this product and in no case will TE Connectivity be liable for any incidental, indirect or consequential damages arising out of the sale, resale, use or misuse of the product. Users of TE Connectivity products should make their own evaluation to determine the suitability of each such product for the specific application.

© 2015 TE Connectivity Ltd. family of companies All Rights Reserved.

Mouser Electronics

Authorized Distributor

Click to View Pricing, Inventory, Delivery & Lifecycle Information:

[TE Connectivity:](#)

[ED8637-000](#)