

The innovative SB® connectors provide cost-effective reliability, design flexibility and safety for your products' manufacture, installation and maintenance.

APP's 2 pole connector is available with a 50 amp rating, 600 Volts continuous AC or DC operation. There are SB® connectors for many applications and wire sizes, #6 to #16 AWG (13.3 mm to 1.3 mm). Mechanical keys ensure connectors will only mate with connectors of the same color. Different color housings are selected to identify voltages, thus preventing mismatching of the power supply system.

FEATURES

- Mechanical keyed housings**
Prevents accidental mating of components operating at different voltage levels
- Single-piece housing and unitized construction**
Provides industrial quality and durability
- Genderless design**
Makes assembly quick and easy and reduces number of parts stocked



PRODUCT SPECIFICATIONS

Connector Model	SB ®50	Connector Model	SB ®50
UL Current Rating (Amperes)*	50*	Life	
UL Voltage Ratings (Volts)	600*	a. No load (Contact/Disconnect Cycles)	To 10,000
Contact Barrel Wire Size (AWG) (mm ²)	#6 to #16 13.3 to 1.3	b. Under Load (Hot Plug 250 cycles @ 120V)	50A
Maximum Wire Insulation Diameter (inches) (mm)	0.44 11.18	Avg. Connection/Disconnect - high detent	15 lbs.
AVG Contact Resistance* (micro-ohms)	200	- with lower extraction force	10 lbs.
Insulation Withstanding Test Voltage (Volts AC/DC)	2200	Operating Temperature Range °C**	-20° to 105°
Contact Retention Force (lbs)	50	Flammability Rating of Housing Material	UL94 V-0

* UL Rated for 65°C rated wire or cable size
** Contact factory for higher temperature rated connector
SB®, UL and CSA Reference: This equipment is an Underwriters Laboratories Inc® recognized component. It is also listed by the Canadian Standards Association as certified.

ORDERING INFORMATION

2 Pole Housing & 50 amp Contacts

Part Number	Housing Color	Wire	
		AWG	sq. mm
6319	Gray	#6	13.3
6319G1	Gray	#10/12	5.3/3.3
6331G1	Red	#6	13.3
6331G2	Red	#10/12	5.3/3.3
6331G3	Black	#6	13.3
6331G4	Black	#10/12	5.3/3.3
6331G5	Blue	#6	13.3
6331G6	Blue	#10/12	5.3/3.3
6331G7	Yellow	#6	13.3
6331G8	Yellow	#10/12	5.3/3.3
6331G9	Green	#6	13.3
6331G10	Green	#10/12	5.3/3.3
6331G11	Orange	#6	13.3
6331G12	Orange	#10/12	5.3/3.3

Housings Only

Part Number	Description
992	Gray
992G1	Red
992G2	Black
992G4	Blue
992G5	Yellow
992G6	Green
992G7	Orange

50 amp Contacts

Part Number	Description	Wire	
		AWG	sq. mm
903G1	Contact set (2)	#6	13.3
904G1	Contact set (2)	#10/12	5.3/3.3
5900	Individual	#6	13.3
1307	Individual-low detent	#6	13.3
5952	Individual	#8	8.4
5915	Individual	#10/12	5.3/3.3

50 amp contacts continued

Part Number	Description	Wire	
		AWG	sq. mm
265G1	Reel-silver plated	#6/8	13.3/8.4
265G2	Reel-silver plated	#10/12	5.3/3.3
265G3	Reel-silver plated-low det	#6/8	13.3/8.4
265G4	Reel-silver plated-low det	#10/12	5.3/3.3
265G5	Reel-tin plated	#6/8	13.3/8.4
265G6	Reel-tin plated	#10/12	5.3/3.3
265G7	Reel-tin plated-low det	#6/8	13.3/8.4
265G8	Reel-tin plated-low det	#10/12	5.3/3.3

Accessories

Part Number	Description
SB50-HDL-Red	Handle & hardware-red
134G1	Dust cover-red
990	Cable clamp & hardware-self attaching-2C

...continued on back page

ORDERING INFORMATION

accessories continued

Part Number	Description
990G1	Cable clamp & hardware-screw mounting-2C
5905	Cable clamp-1 twin conductor with hardware

Bushings

Part Number	Description	Wire	
		AWG	sq. mm
5910	Use with 5900 or 1307	#6 to #10/12	5.3/5.26 & 3.31
5912	Use with 5900 or 1307	#6 to #8	5.3/8.37
5913	Use with 5900 or 1307	#6 to #14/16	5.3/2.08 & 1.31

Tooling

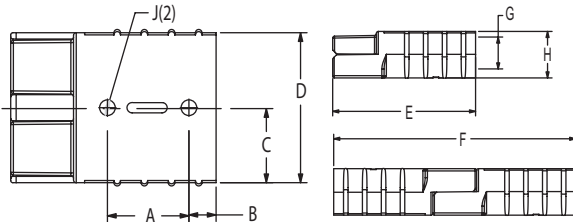
Part Number	Description
1309G4	Hand tool
1387G1	Pneumatic tool
1388G6	- die for #6 to #16 AWG
1388G7	- die for #10 to #12 AWG
1389G6	- locator for #6 to #16 AWG
1389G7	- locator for #10 to #12 AWG
260G16	Applicator only (110V & 220V)
284G1	Applicator & Press (220V, 50Hz)
250G5	Press only (110V, 60Hz)

DIMENSIONS

SB[®]50 Housing

Series	-A-		-B-		-C-		-D-		-E-		-F-	
	mm	in.	mm	in.	mm	in.	mm	in.	mm	in.	mm	in.
SB [®] 50	19.0	0.75	6.4	0.25	18.2	0.72	36.5	1.44	47.6	1.88	80.9	3.19

Series	-G-		-H-		-J-	
	mm	in.	mm	in.	mm	in.
SB [®] 50	11.5	0.45	15.9	0.63	3.7	0.14

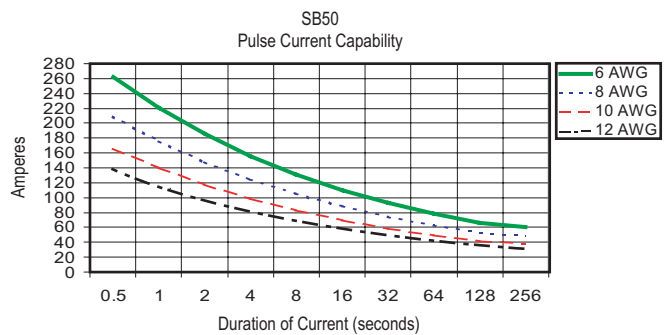
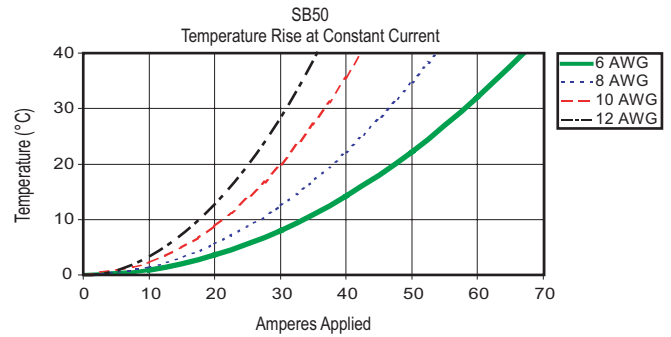


Bushings - (for use with 5900 or 1307)

Part Number	Reduces From	-A-		-B-		-C-	
		mm	in.	mm	in.	mm	in.
5910	#6 to #10-12 AWG	11.94	.47	5.41	.213	3.45	.136
5912	#6 to #8 AWG	11.43	.45	5.41	.213	4.57	.18
5913	#6 to #14-16 AWG	11.94	.47	5.41	.213	2.36	.093

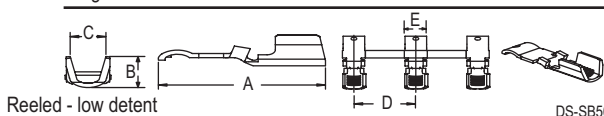
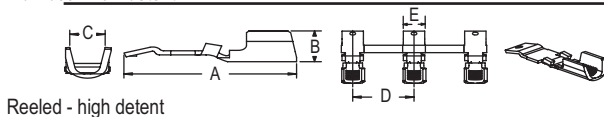
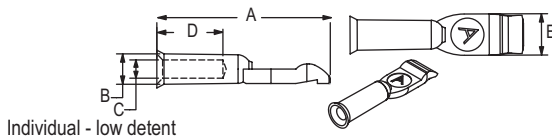
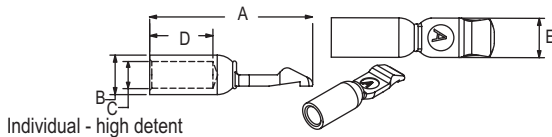


TEMPERATURE RISE CHARTS



SB[®]50 Contacts

Part Number	-A-		-B-		-C-		-D-		-E-	
	mm	in.	mm	in.	mm	in.	mm	in.	mm	in.
1307	30.1	1.19	7.1	.28	5.6	.22	11.4	.45	7.1	.28
5900	30.7	1.21	7.1	.28	5.6	.22	11.4	.45	7.1	.28
5914	29.7	1.17	4.8	.19	3.5	.14	11.4	.45	7.1	.28
5915	29.5	1.16	7.1	.28	3.5	.14	11.4	.45	7.1	.28
5952	29.5	1.16	7.1	.28	4.8	.19	11.4	.45	7.1	.28
904G1	28.7	1.13	7.1	.28	3.6	.14	11.4	.45	7.1	.28
265G1	6.6	.26	9.1	.36	32.2	1.27	22.9	.9	7.6	.30
265G2	4.3	.17	7.4	.29	32.2	1.27	22.9	.9	7.6	.30
265G3	6.6	.26	9.1	.36	30.9	1.21	22.9	.9	7.6	.30
265G4	4.3	.17	7.4	.29	30.9	1.21	22.9	.9	7.6	.30
265G5	6.6	.26	9.1	.36	32.2	1.27	22.9	.9	7.6	.30
265G6	4.3	.17	7.4	.29	32.2	1.27	22.9	.9	7.6	.30
265G7	6.6	.26	9.1	.36	30.9	1.21	22.9	.9	7.6	.30
265G8	4.3	.17	7.4	.29	30.9	1.21	22.9	.9	7.6	.30



DS-SB50 REV01



CSA Certified
File No. LR25154



UL Recognized
File No. E26226

All Data Subject To Change Without Notice

HEADQUARTERS: 13 Pratts Junction Road, P.O. Box 579, Sterling, MA 01564 T:978-422-3600 F:978-422-3700

EUROPE: Rathealy Road, Fermoy Co. Cork, Ireland T:353-(0)25-32277 F:353-(0)25-32296

www.andersonpower.com

Mouser Electronics

Authorized Distributor

Click to View Pricing, Inventory, Delivery & Lifecycle Information:

[Anderson Power Products:](#)

[6331G1](#) [990](#) [992](#) [PC-BLK-T-SB](#)