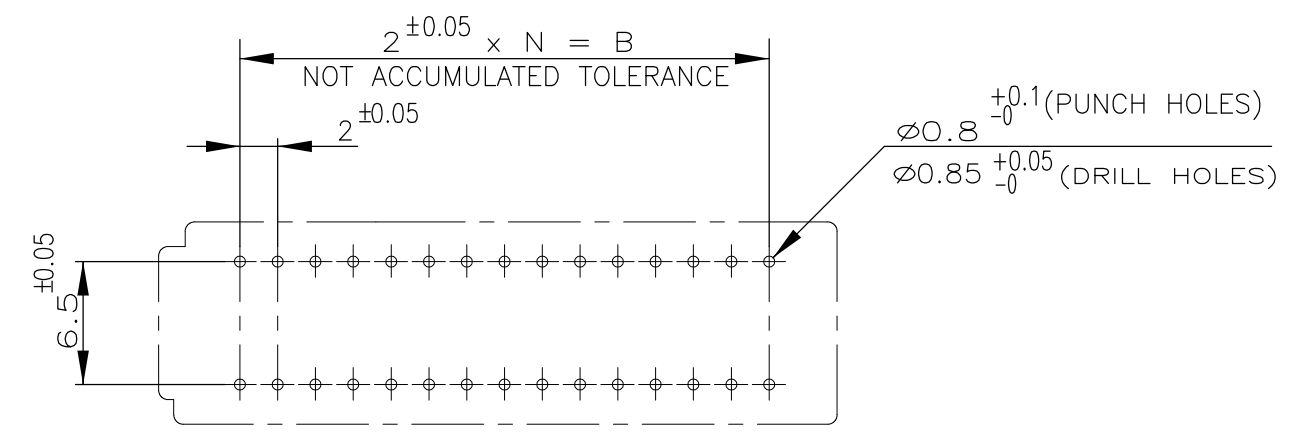
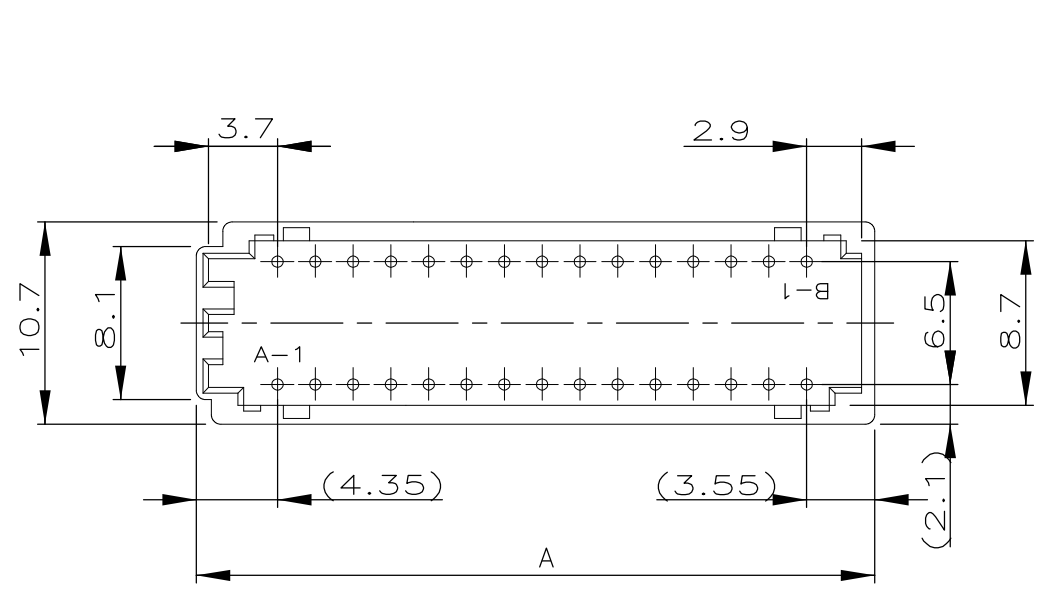
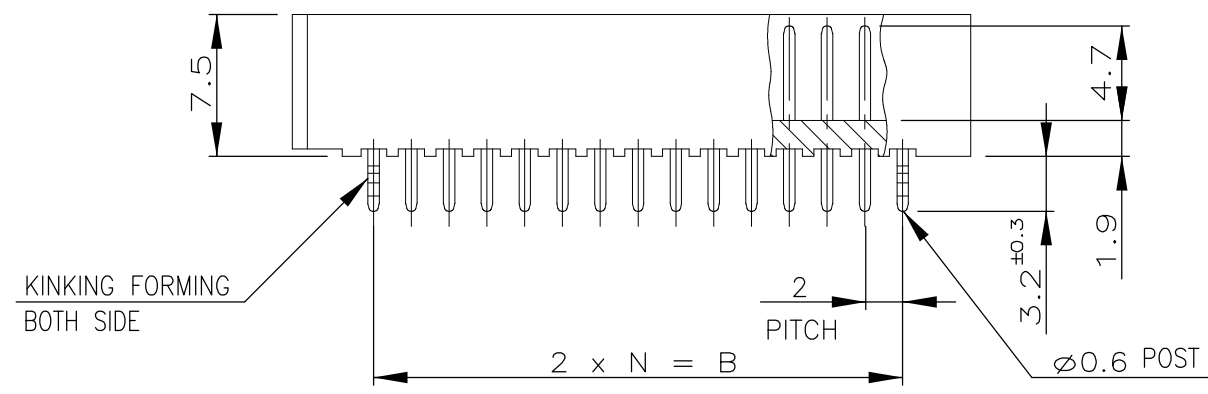


THIS DRAWING IS UNPUBLISHED. RELEASED FOR PUBLICATION
 © COPYRIGHT - By - ALL RIGHTS RESERVED.

LOC	DIST	REVISIONS					
FB	00	P	LTR	DESCRIPTION	DATE	DWN	APVD
		P		REVISED PER ECO-11-005033	29MAR11	RK	HMR



RECOMMENDABLE P.C.B MOUNTING DIMENSIONS
 (CONNECTOR MOUNT SIDE)
 (PCB THK=1.6)



35.9	28.0	14	30	3-292252-0
33.9	26.0	13	28	2- -8
31.9	24.0	12	26	2- -6
29.9	22.0	11	24	2- -4
27.9	20.0	10	22	2- -2
25.9	18.0	9	20	2- -0
23.9	16.0	8	18	1- -8
21.9	14.0	7	16	1-292252-6
A	B	N	POS	P/N

NOTE
 1. MATERIAL : HOUSING / 66NYLON UL94V-0 NATURAL
 Ø0.6 POST / TIN BRASS 3/4H

TOLERANCES UNLESS OTHERWISE SPECIFIED:

10 > *	: ±0.2
30 > * > 10	: ±0.25
100 > * > 30	: ±0.3
ANGLE	: ±3°

THIS DRAWING IS A CONTROLLED DOCUMENT.		DWN S.XU 31JAN03	STE TE Connectivity		
DIMENSIONS: mm		CHK S.YAO 31JAN03			
TOLERANCES UNLESS OTHERWISE SPECIFIED:		APVD T. SASAKI 31JAN03	NAME		
0 PLC ± -		PRODUCT SPEC		CT DOUBLE ROW CONNECTOR POST HEADER (VERTICAL)	
1 PLC ± -		108-60020			
2 PLC ± -		APPLICATION SPEC			
3 PLC ± -		-		SIZE	CAGE CODE
4 PLC ± -		WEIGHT		A3	00779
ANGLES ± -		CUSTOMER DRAWING		DRAWING NO	C-292252
FINISH		SCALE		SHEET	REV
SEE NOTE		NTS		1 OF 1	P

Mouser Electronics

Authorized Distributor

Click to View Pricing, Inventory, Delivery & Lifecycle Information:

[TE Connectivity:](#)

[3-292252-0](#)