THIS DRAWING IS UNPUBLISHED. RELEASED FOR PUBLICATION -,- .
© COPYRIGHT - By - ALL RIGHTS RESERVED.

LOC	DIST
AJ	00

REVISIONS

P	LTR	DESCRIPTION	DATE	DWN	APVD
	W2	REVISED PER ECO-11-005030	11MAR11	RK	HMR

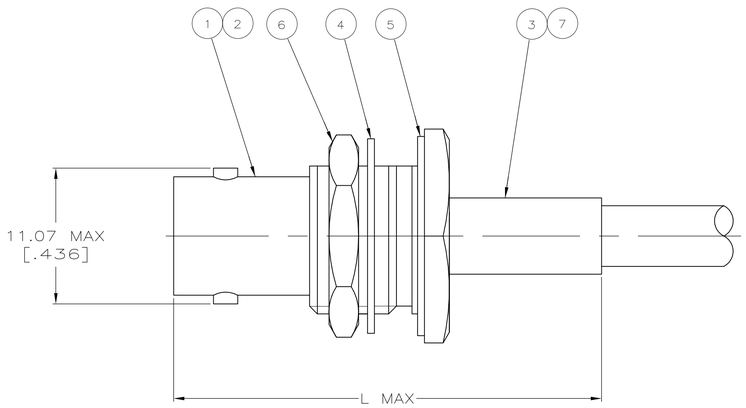

1. MAXIMUM PANEL THICKNESS = 6.10 [.240]
2. USE INSTRUCTION SHEET 408-1914-03
3. THIS PART NUMBER IS RESTRICTED, SEE SEPARATE DRAWING
4. SPECIAL PACKAGING
5. SUPERSEDED BY 225398-1
6. SUPERSEDED BY 225398-2
7. SUPERSEDED BY 413771-5

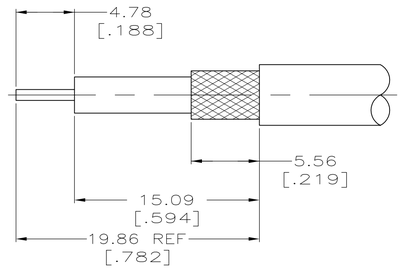

RECOMMENDED PANEL CUTOUT

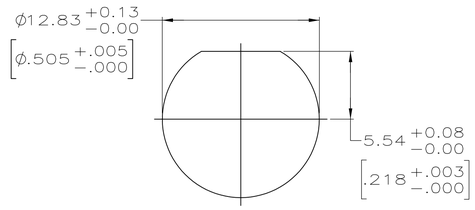

RECOMMENDED PANEL CUTOUT

NOTES	L	CABLE	WEIGHT	CRIMP TOOL	7 BUSHING QTY=1	6 JAM NUT QTY=1	5 LOCK WASHER QTY=1	4 GASKET QTY=1	3 FERRULE QTY=1	2 CONTACT QTY=1	1 JACK ASSEMBLY QTY=1	PART NUMBER
OBSOLETE	–	34.93 [1.375]	RG-174/U & 188/U	.582 OZ	220009-1	21427-4	1-329631-2	1-329632-2	329633	9-328666-0	1-331368-2	1-331786-6	9-225398-2
OBSOLETE	–	38.10 [1.500]	RG-142/U,142A/U & 142B/U	–	220189-3	–	1-329631-2	1-329632-2	329633	9-225382-0	1-331369-7	1-331786-4	9-225398-1
OBSOLETE	–	34.93 [1.375]	RG-58/U,58A/U.58B/U & 58C/U	.582 OZ	69478-1	–	1-329631-2	1-329632-2	329633	9-50427-1	1-331369-6	1-331786-4	9-225398-0
OBSOLETE	4	34.93 [1.375]	RD-316 DOUBLE BRAIDED	–	69477-2	21427-4	1-329631-2	1-329632-2	329633	9-329049-0	1-331368-2	1-331786-6	2-225398-0
	6 3	34.93 [1.375]	–	–	–	–	–	–	–	–	–	–	1-225398-9
	5 3	34.93 [1.375]	–	–	–	–	–	–	–	–	–	–	1-225398-8
OBSOLETE	–	34.93 [1.375]	DEARBORN RG-62/U	.568 OZ	69477-1	–	1-329631-2	1-329632-2	329633	9-50428-1	2-331368-3	1-331786-5	1-225398-7
	–	34.93 [1.375]	RD-316 DOUBLE BRAIDED	–	69477-2	21427-4	1-329631-2	1-329632-2	329633	9-329049-0	1-331368-2	1-331786-6	1-225398-5
OBSOLETE	–	34.93 [1.375]	RG-188A/U DOUBLE SHIELD THERMATICS A74 71A	–	69477-2	21427-4	1-329631-2	1-329632-2	329633	9-329049-0	1-331368-2	1-331786-6	1-225398-4
OBSOLETE	–	34.93 [1.375]	RAYCHEM 7524A1312	.558 OZ	69477-1	–	1-329631-2	1-329632-2	329633	9-329461-0	2-331368-1	1-331786-6	1-225398-3
OBSOLETE	–	34.93 [1.375]	TIMES FM-59	–	69477-1	–	1-329631-2	1-329632-2	329633	9-50428-0	2-331368-1	1-331786-5	1-225398-2
OBSOLETE	–	34.93 [1.375]	AMPHENOL 21-597	.558 OZ	69477-2	–	1-329631-2	1-329632-2	329633	9-329461-0	1-331368-2	1-331786-6	1-225398-0
	7	34.93 [1.375]	RG-180/U,180A/U & 195/U	.558 OZ	69477-2	–	1-329631-2	1-329632-2	329633	9-329461-0	1-331368-4	1-331786-6	225398-9
	–	34.93 [1.375]	RG-179/U & 187/U CABLE	.557 OZ	220009-1	21427-4	1-329631-2	1-329632-2	329633	9-328666-0	1-331368-4	1-331786-6	225398-8
	–	34.93 [1.375]	RG-174/U & 188/U	.582 OZ	220009-1	21427-4	1-329631-2	1-329632-2	329633	9-328666-0	1-331368-2	1-331786-6	225398-7
	–	38.10 [1.500]	RG-142/U,142A/U & 142B/U	–	220189-3	–	1-329631-2	1-329632-2	329633	9-225382-0	1-331369-7	1-331786-4	225398-6
OBSOLETE	–	34.93 [1.375]	RG-141/U & 141A/U	–	69478-1	–	1-329631-2	1-329632-2	329633	9-50427-1	1-331369-7	1-331786-4	225398-5
	–	38.10 [1.500]	RG55/U,55A/U,55B/U & 223/U	.568 OZ	69478-1	–	1-329631-2	1-329632-2	329633	9-225382-0	1-331369-6	1-331786-4	225398-3
OBSOLETE	–	34.93 [1.375]	RG-59/U,59A/U,59B/U,62/U,62A/U & 62B/U	.582 OZ	69477-1	–	1-329631-2	1-329632-2	329633	9-50428-0	2-331368-3	1-331786-5	225398-2
	–	34.93 [1.375]	RG-58/U,58A/U.58B/U & 58C/U	.582 OZ	69478-1	–	1-329631-2	1-329632-2	329633	9-50427-1	1-331369-6	1-331786-4	225398-1

THIS DRAWING IS A CONTROLLED DOCUMENT.

DIMENSIONS: mm [INCHES]

TOLERANCES UNLESS OTHERWISE SPECIFIED:
0 PLC ± –
1 PLC ± –
2 PLC ± 0.41 [.016]
3 PLC ± –
4 PLC ± –
ANGLES ± –

MATERIAL –
FINISH –

DWN J. KURTZ 2/21/90
CHK J. KURTZ 2/21/90
APVD R. E. RUTH 2/21/90
PRODUCT SPEC —
APPLICATION SPEC —
WEIGHT —

TE Connectivity

NAME JACK, BULKHEAD, BNC

SIZE	CAGE CODE	DRAWING NO	RESTRICTED TO
A1	00779	C-225398	—

CUSTOMER DRAWING

SCALE	SHEET	REV
4:1	1 OF 1	W2

Mouser Electronics

Authorized Distributor

Click to View Pricing, Inventory, Delivery & Lifecycle Information:

TE Connectivity:

225398-7