

THIS DRAWING IS UNPUBLISHED.

RELEASED FOR PUBLICATION

ALL RIGHTS RESERVED.

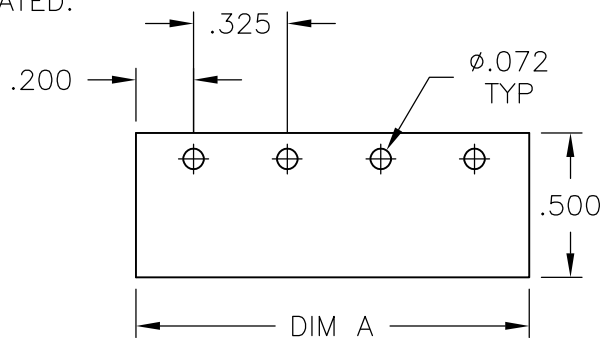
LOC	DIST	REVISIONS			
P	LTR	DESCRIPTION	DATE	DWN	APVD
	D7	OBSOLETING PART NUMBERS 15 POSITION AND ABOVE	09APR2015	CR	PS

MATERIAL:
 HOUSING: NYLON, UL94V-0, BLACK.
 TERMINAL: BRIGHT TIN PLATED, COPPER ALLOY.
 SCREW: 6-32, STEEL, ZINC PLATED CLEAR CHROMATE, UNLESS OTHERWISE STATED.

ELECTRICAL:
 UL CLASS C: 20A, 150V.
 UL CLASS D: 10A, 300V.
 CSA TYPE B: 20A, 300V.
 CSA TYPE C: 20A, 300V.
 CSA TYPE D: 10A, 300V.
 CSA TYPE E 20A, 300V.
 WIRE RANGE: 12-22 AWG

MECHANICAL:
 MAXIMUM TORQUE RATING: 7 IN-LB.

RECOMMENDED PCB LAYOUT



1 MIDDLE TERMINAL IS ROTATED 180° FROM OTHERS. NOT TO BE USED WITH RECOMMENDED PCB LAYOUT.

2 OBSOLETE PART NUMBER.

3 PRELIMINARY PART NUMBER.

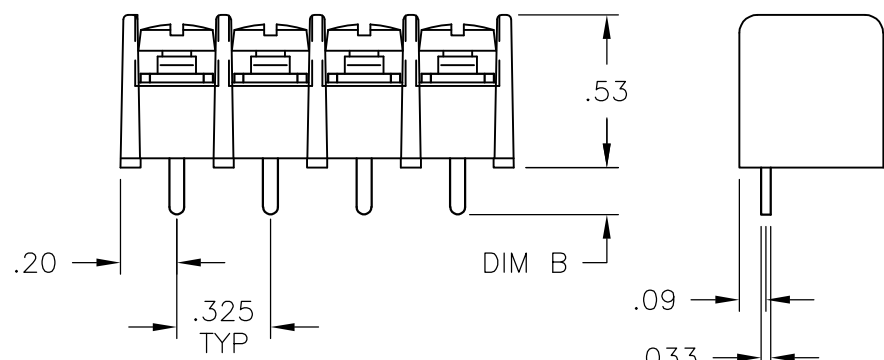
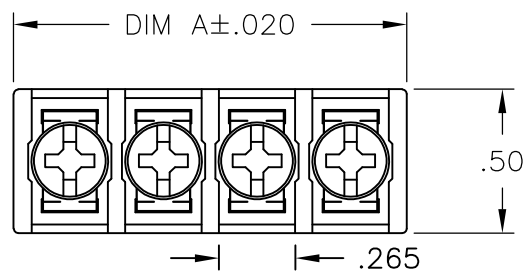
4 SCREWS ARE NICKEL PLATED BRASS.

5 SEE FIGURE.

6 SPECIAL FULL THREAD BINDER HD SCREW USED FOR THIS ASSY ONLY ALLOWS FOR USE OF J4 JUMPER.

7 OBSOLETE PARTS.

LOC	DIST	P	LTR	DESCRIPTION	DATE	DWN	APVD					
7				OBSOLETE	.160	7.540	-	-	-	23	4DB-P107-23	2-1546468-3
7				OBSOLETE	.160	7.215	-	-	-	22	4DB-P107-22	2-1546468-2
7				OBSOLETE	.160	6.890	-	-	-	21	4DB-P107-21	2-1546468-1
7				OBSOLETE	.160	6.565	-	-	-	20	4DB-P107-20	2-1546468-0
7				OBSOLETE	.160	6.240	-	-	-	19	4DB-P107-19	1-1546468-9
7				OBSOLETE	.160	5.915	-	-	-	18	4DB-P107-18	1-1546468-8
7				OBSOLETE	.160	5.590	-	-	-	17	4DB-P107-17	1-1546468-7
7				OBSOLETE	.160	5.265	-	-	-	16	4DB-P107-16	2-1437667-1
7				OBSOLETE	.160	4.940	-	-	-	15	4DB-P107-15	2-1437667-0
4	3				.160	4.615	-	-	-	14	4DB-P105-14	4-1546468-0
					.160	4.615	-	-	-	14	4DB-P107-14	1-1546468-4
					.160	4.290	-	-	-	13	4DB-P107-13	1-1546468-3
4	3				.160	3.965	-	-	-	12	4DB-P105-12	3-1546468-9
					.160	3.965	-	-	-	12	4DB-P107-12	1-1437667-9
					.160	3.640	-	-	-	11	4DB-P107-11	1-1437667-8
5	4	3			.160	3.315	-	10	-	10	4DB-P105-10-104	4-1546468-2
					.160	3.315	-	-	-	10	4DB-P107-10	1-1437667-7
					.160	2.990	-	-	-	9	4DB-P105-09	3-1546468-8
					.160	2.990	-	-	-	9	4DB-P107-09	1-1437667-6
4	3				.160	2.665	-	-	-	8	4DB-P105-08	3-1546468-7
					.160	2.665	-	-	-	8	4DB-P107-08	1-1437667-5
4	3				.160	2.340	-	-	-	7	4DB-P105-07	3-1546468-6
					.160	2.340	-	-	-	7	4DB-P107-07	1-1437667-4
4	3				.160	2.015	-	-	-	6	4DB-P105-06	3-1546468-5
					.160	2.015	-	-	-	6	4DB-P107-06	1-1437667-2
4	3				.160	1.690	-	-	-	5	4DB-P105-05	3-1546468-4
					.160	1.690	-	-	-	5	4DB-P107-05	1-1437667-1
4	3	6			.160	1.365	-	-	-	4	4DB-P107-04	4-1546468-5
4	3				.160	1.365	-	-	-	4	4DB-P105-04	3-1546468-3
					.160	1.365	-	-	-	4	4DB-P107-04	1-1437667-0
6					.122±.012	1.040	-	-	-	3	4DB-P107-03	4-1546468-4
1	2			SEE FIGURE	.160	1.040	-	-	-	3	4DB-P107-03-070	1437667-9
3				SEE FIGURE	.160	1.040	-	-	-	3	4DB-P107-03-096	3-1546468-2
7				OBSOLETE	.160	1.040	-	-	-	3	4DB-P107-03-095	3-1546468-1
					.160	1.040	-	-	-	3	4DB-P107-03	1437667-7
4	3				.160	.715	-	-	-	2	4DB-P105-02	4-1546468-3
					.160	.715	-	-	-	2	4DB-P107-02	1437667-6
DIM B	DIM A	.187 QC TAB 90° DOUBLE SIDED	.187 QC TAB 45° DOUBLE SIDED	.187 QC TAB FLAT DOUBLE SIDED	NO. OF POS.	CATATLOG NUMBER	PART NO.					
		3	2	1								



THIS DRAWING IS A CONTROLLED DOCUMENT.

DWN S SCHLEGEL 10/19/04
 CHK S YODER 10/19/04
 APVD S YODER 10/19/04

STE TE Connectivity

NAME: 4DB SERIES P107 STYLE

SIZE: A3 CAGE CODE: 00779 DRAWING NO: C-1437667-6 RESTRICTED TO: -

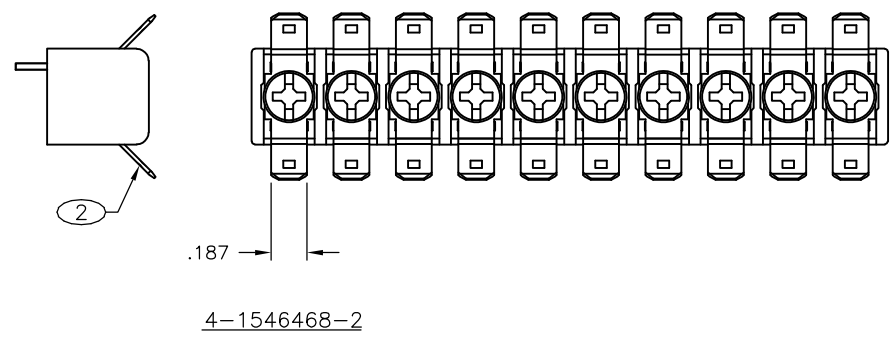

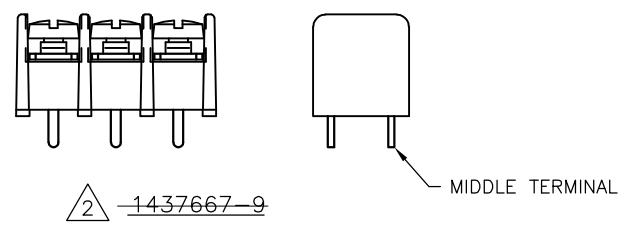
PRODUCT SPEC: - APPLICATION SPEC: - WEIGHT: -

MATERIAL: - FINISH: -

CUSTOMER DRAWING SCALE: NTS SHEET: 1 OF 2 REV: D7

THIS DRAWING IS UNPUBLISHED. RELEASED FOR PUBLICATION
 © COPYRIGHT - By - ALL RIGHTS RESERVED.

LOC		DIST		REVISIONS			
P	LTR	DESCRIPTION		DATE	DWN	APVD	
-	-	-	-	SEE SHEET 1	-	-	-



⑤	④	③	②	①	DIM B	DIM A	.187 QC TAB 90° DOUBLE SIDED	.187 QC TAB 45° DOUBLE SIDED	.187 QC TAB FLAT DOUBLE SIDED	NO. OF POS.	CATALOG NUMBER	PART NO.
Δ	Δ	Δ	Δ	Δ						30	4DB-P105-30-103	4-1546468-1
Δ	Δ	Δ	Δ	Δ						30	4DB-P107-30	3-1546468-0
Δ	Δ	Δ	Δ	Δ						29	4DB-P107-29	2-1546468-9
Δ	Δ	Δ	Δ	Δ						28	4DB-P107-28	2-1546468-8
Δ	Δ	Δ	Δ	Δ						27	4DB-P107-27	2-1546468-7
Δ	Δ	Δ	Δ	Δ						26	4DB-P107-26	2-1437667-3
Δ	Δ	Δ	Δ	Δ						25	4DB-P107-25	2-1437667-2
Δ	Δ	Δ	Δ	Δ						24	4DB-P107-24	2-1546468-4

THIS DRAWING IS A CONTROLLED DOCUMENT.

DIMENSIONS: INCHES	TOLERANCES UNLESS OTHERWISE SPECIFIED:	DWN S SCHLEGEL 10/19/04	TE Connectivity 4DB SERIES P107 STYLE
	0 PLC ± - 1 PLC ± - 2 PLC ± .02 3 PLC ± .010 4 PLC ± - ANGLES ± 2°	CHK S YODER 10/19/04	
		APVD S YODER 10/19/04	
		PRODUCT SPEC	
MATERIAL	FINISH	APPLICATION SPEC	NAME
-	-	WEIGHT	SIZE
-	-	-	A3
CUSTOMER DRAWING		RESTRICTED TO	CAGE CODE
		SCALE	00779
		SHEET	G-1437667-6
		2 OF 2	REV D7

Mouser Electronics

Authorized Distributor

Click to View Pricing, Inventory, Delivery & Lifecycle Information:

[TE Connectivity:](#)

[1-1437667-4](#)