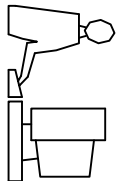


THIS IS A C.A.D. GENERATED DRAWING  
DO NOT MAKE MANUAL REVISIONS TO MASTER.



ISSUE NUMBER  
ORIGINAL  
①

**MATERIALS:**

INSULATOR: THERMOPLASTIC POLYESTER, UL94V-0  
CHEMICAL RESISTANCE, COLOR BLACK

SHEEL: STEEL, NICKEL PLATED

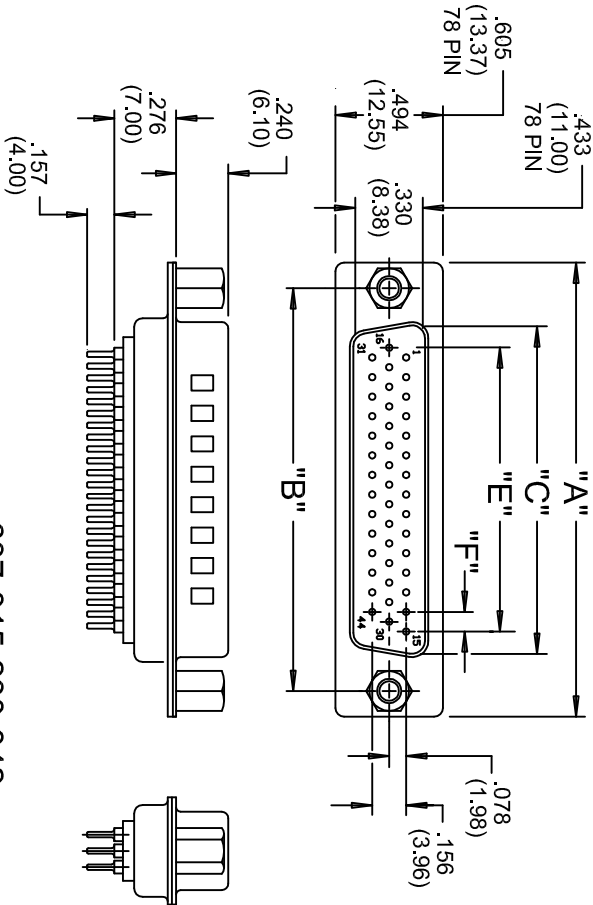
CONTACT: BRASS

GOLD FLASH (CONTACT CODE 230)  
10 MICROINCHES GOLD (CONTACT CODE 530)  
30 MICROINCHES GOLD (CONTACT CODE 630)  
TIN PLATING ON TAIL ENDS

**ELECTRICAL:**

CURRENT RATING: 5 AMPERES  
DIELECTRIC WITHSTANDING VOLTAGE:  
1000VAC rms AT SEA LEVEL  
INSULATION RESISTANCE: 5000 MEGOHMS MIN.  
CONTACT RESISTANCE: 10 MILLIOHMS MAX.  
WORKING TEMPERATURE: -55° TO +125° C

**NOTE: ALL CONNECTORS WITH THREADED INSERTS MUST WITHSTAND  
A MIN. TORQUE OF 3 Kgf-cm**



**ORDERING CODE**

SERIES \_\_\_\_\_  
NUMBER OF CONTACTS \_\_\_\_\_  
CONTACT FINISH CODE \_\_\_\_\_  
CONNECTOR CODE \_\_\_\_\_  
30- LOW PROFILE P.C.B. TAILS  
GROUNDING FEATURE \_\_\_\_\_  
4- METAL COVERED \_\_\_\_\_  
MOUNTING OPTIONAL \_\_\_\_\_  
1- .125(3.18) DIA. THROUGH HOLE  
2- 4-40 UNC THREADED INSERT  
3- 4-40 UNC THREADED STANDOFFS  
6- 4-40 UNC THREADED INSERT WITH BOARDLOCKS  
7- 4-40 UNC THREADED STANDOFF WITH BOARDLOCKS  
8- 4-40 UNC THREADED FIXED STANDOFF

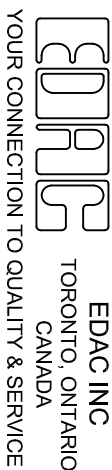
637-015-230-042

NUMBER OF CONTACTS	"A"	"B"	"C"	"E"	"F"
	Inch (mm)	Inch (mm)	Inch (mm)	Inch (mm)	Inch (mm)
15	1.214 (30.84)	.984 (24.99)	.667 (16.92)	.405 (10.29)	.090 (2.29)
26	1.545 (39.24)	1.312 (33.32)	.994 (25.25)	.765 (19.43)	.090 (2.29)
44	2.088 (53.04)	1.852 (47.04)	1.534 (38.96)	1.305 (33.15)	.090 (2.29)
62	2.730 (69.34)	2.500 (63.50)	2.182 (55.42)	1.948 (49.47)	.095 (2.41)
78	2.635 (66.93)	2.406 (61.11)	2.090 (53.08)	1.805 (45.85)	.095 (2.41)



THIS CONNECTOR FULLY CONFORMS  
TO THE EUROPEAN UNION DIRECTIVES  
2002/95/EC AND 2002/96/EC FOR  
ROHS COMPLIANCY.

637 SERIES HIGH DENSITY SUBMINIATURE D CONNECTOR  
PLUG(PIN) VERTICAL MOUNT P.C.B  
LOW PROFILE METAL BODY



EDAC INC  
TORONTO, ONTARIO  
CANADA  
THESE DRAWINGS AND SPECIFICATIONS  
ARE THE PROPERTY OF EDAC INC. AND  
SHALL NOT BE REPRODUCED OR COPIED  
OR USED AS THE BASIS FOR THE  
MANUFACTURE OR SALE OF APPARATUS  
WITHOUT WRITTEN PERMISSION.

PART NUMBER  
SEE ORDERING CODE  
DRAWING NUMBER  
637-000-001

ISSUE  
5

# Mouser Electronics

Authorized Distributor

Click to View Pricing, Inventory, Delivery & Lifecycle Information:

EDAC:

637-078-230-046