



Quick Reference Guide  
**RF Coaxial Connectors**

## COAXIAL RF PRODUCTS: QUICK VIEW

Product	Operating Frequency (Max.)	Impedance	VSWR	Durability (Mating Cycles)	Operating Temp.	Coupling Style
<b>Standard</b>						
7/16	7 GHz	50 Ω	1.02 + 0.03f up to 7 GHz	500	-55°C to 155°C	Thread
N	11 GHz	50 Ω	1.3 @ 11 GHz	500	-55°C to 85°C Commercial; -65°C to 165°C Military	Thread
<b>Miniature</b>						
BNC	4 GHz	50 Ω, 75 Ω	1.3 @ 4 GHz	500	-55°C to 85°C	Bayonet
Mini BNC	2 GHz	75 Ω	1.16 @ 1 GHz	500	-40°C to 85°C	Bayonet
TNC	11 GHz	50 Ω, 75 Ω	1.30 @ 11 GHz	500	55°C to 85°C Commercial; -65°C to 165°C Military	Thread
F and G Series	1 GHz	75 Ω	1.10-1.30	600	-55°C to 85°C	Thread
<b>Subminiature</b>						
SMA	26 GHz	50 Ω	1.2 @ 11 GHz Dependent on Cable Type	500	-65°C to 165°C	Thread
QMA	6 GHz	50 Ω	1.15 @ 6 GHz	100	-40°C to 125°C	Snap-On
SMB	4 GHz	50 Ω, 75 Ω	1.25 + 0.04f up to 4 GHz	500	-65°C to 165°C	Snap-Fit
OSP	22 GHz	50 Ω	1.25 @ 22 GHz	5000	-65°C to 125°C	Blindmate Push-On
OSSP	28 GHz	50 Ω	1.33 @ 28 GHz	1000	-65°C to 125°C	Blindmate Push-On
DIN 1.0/2.3	10 GHz	50 Ω	1.35 @ 10 GHz	500	-40°C to 85°C	Screw, Slide-In, and Quick Lock
	2 GHz	75 Ω	1.20 @ 2 GHz			
DIN 1.6/5.6	8 GHz	75 Ω	1.20 @ 8 GHz	500	-40°C to 85°C	Screw, Slide-In, and Quick Lock
Siemax, DIN 1.0/ 2.3 Interface	5 GHz	75 Ω	1.2 @ 1GHz 1.4 @ 5GHz	500	-40°C to 85°C	Push-On
MCX	6 GHz	50 Ω	1.25 @ 4 GHz 1.35 @ 6 GHz	500	-65°C to 165°C	Snap-On
<b>Microminiature</b>						
MMCX	6 GHz	50 Ω	1.25 @ 6 GHz	500	-55°C to 155°C	Snap-On
SMP	40 GHz	50 Ω	1.1 @ 23 GHz, 1.15 @ 23-26 GHz 1.40 @ 26-40 GHz	100	-65°C to 165°C	Push-On
SSMT/OSMT	6 GHz	50 Ω	1.40 @ 6 GHz	100	-40°C to 125°C	Snap-On
QSL	6 GHz	50 Ω	1.3 @ 3 GHz 1.5 @ 6 GHz	250	-40°C to 125°C	Push-Pull
Compression Coax	6 GHz	50 Ω	1.25 @ 6 GHz	25	-40°C to 125°C	Surface Mount
UMCC	6 GHz	50 Ω	1.3 @ 3 GHz 1.4 @ 3-6 GHz	30	-40°C to 90°C	Snap-On
Switching Coax	2.4 GHz	50 Ω	1.20 @ 2 GHz	30,000	-40°C to 85°C	Snap-On
<b>Contacts for Multiposition Connectors</b>						
Type C Inserts	2 GHz	50 Ω, 75 Ω	1.20 @ 2 GHz	500	-55°C to 125°C	Pin/Socket

**7/16 CONNECTORS**



Designed for high power applications where a more rugged interface is required.

**General Applications**

- Cellular base stations
- Control components
- Antenna broadcast applications

**Product Offering**

- Straight plugs and jacks
- Elbow plugs
- Crimp and solder contacts
- Panel and bulkhead jacks
- Silver and white bronze plating to reduce intermodulation

**Performance Specifications**

- Frequency: DC to 7 GHz
- Impedance: 50 ohms
- VSWR: 1.02 + 0.03f
- Durability: 500 cycles
- Temperature Rating: -55°C to +155°C
- Intermatable per CECC 22 190 and IEC 168-4

Cable-Applied Crimp Connectors	
Screw-Mount Jack	619455-1
Screw-Mount Plug	619456-1
Panel Plug	1460052-2

Please visit [www.te.com](http://www.te.com) for more part numbers.

**N SERIES CONNECTORS**



Medium sized connector for high-voltage applications. Highly suited for critical applications and environments.

**General Applications**

- High-performance connector for cellular and PCS base stations, telephony and broadcast applications
- Cable-to-cable, and cable-to-panel, semi-rigid and flexible cable options

**Product Offering**

- RG plug and jack
- Semi-rigid cable and RG/RD cable
- Panel and bulkhead jack
- PCB mount

**Performance Specifications**

- Frequency: DC to 11 GHz
- Impedance: 50 ohm
- Durability: 500 cycles
- VSWR (Max.): 1.3:1 for straight plug or jack 1.35 up to 9 GHz 1.5 @ 9 to 11 GHz for right-angle plug
- Temperature Rating: -65°C to +165°C for military type -55°C to +85°C for commercial
- Designated connectors meet the requirements of MIL-PRF-39012, IEC 169-16 and CECC 22 210

Cable-Applied Crimp Connectors	
Bulkhead Jack	1-1337625-0
Panel Jack	1-1478212-0
Straight Plug	1-1337416-0
Right-Angle Plug	225014-3
Panel Plug, Military	1057275-1

Cable-Applied Solder Connectors	
Straight Solder Jack	1-1337406-0

Please visit [www.te.com](http://www.te.com) for more part numbers.

**BNC CONNECTORS**



Miniature connector series ideally suited for CATV applications.

**General Applications**

- Broadband, networking, signal management
- Video distribution, including HDTV
- Industry standard interface, commercial and military aerospace

**Product Offering**

- Cable Applied: Hex and O crimp, solder/clamp for flex cable
- PCB: vertical or right angle; through hole, compliant pin, press fit or surface mount
- PBT body or all-metal body
- Solder receptacles
- Adapters

**Performance Specifications**

- Operating Frequency: DC to 4 GHz (50 ohms) DC to 2 GHz (75 ohms)
- Nominal Impedance: 50 and 75 ohms
- VSWR (max.): 1.30 @ 4 GHz (50 ohms)
- Durability: 500 cycles
- Temperature Rating: -65°C to 165°C military -55°C to 85°C commercial

Board-Mount SMT Connectors	
Right-Angle Jack	5413879-1
Vertical Jack	5-1634503-1
Right-Angle Jack, 75 ohms	5413558-1

Cable-Applied Crimp Connectors	
Twin Bulkhead Jack, 75 ohms	5332342
Twin Bulkhead Plug, 75 ohms	5332225-5
Straight Plug	5225395-7

Please visit [www.te.com](http://www.te.com) for more part numbers.

**MINI BNC CONNECTORS**



Smaller version of the popular BNC series, allowing 40% more connections in the same area as standard BNC connector.

**General Applications**

- Telecommunications and broadband applications
- Instrumentation, computers/LANs
- Base stations
- Telco DS3 networks

**Product Offering**

- Straight and right angle plugs and jacks
- Flexible cable
- PCB jack and bulkhead jack
- Stacked PCB receptacles

**Performance Specifications**

- Operating Frequency: DC to 2 GHz
- Nominal Impedance: 75 ohms
- VSWR (Max.): 1.16 to 1 GHz
- Durability: 500 cycles
- Temperature Rating: -40°C to +85°C

<b>Board-Mount Connectors</b>	
Vertical Jack	1274571-1
Right-Angle Bulkhead Jack	1274584-1
Right-Angle Jack	1274572-1
<b>Cable-Applied Crimp Connectors</b>	
Straight Plug	1274563-1
Right-Angle Plug	1274566-1
Bulkhead Jack	1274568-1

Please visit [www.te.com](http://www.te.com) for more part numbers.

**TNC CONNECTORS**



Miniature connector with threaded coupling. Highly suited for critical applications and environments.

**General Applications**

- High-vibration/low-noise, antenna, and test & measurement

**Product Offering**

- Cable Applied: Hex and O crimp, solder/clamp for flexible cable, crimp of solder for semi-rigid cable
- PCB: Vertical or right angle, with PBT or all-metal body
- Solder receptacles
- Adapters

**Performance Specifications**

- Operating Frequency: DC to 11 GHz (50 ohms)  
DC to 2 GHz (75 ohms)
- Nominal Impedance: 50 and 75 ohms
- VSWR: 1.30 @ 11 GHz (50 ohms)
- Durability: 500 cycles
- Temperature Rating: -65°C to +165°C military  
-55°C to +85°C commercial

<b>Board-Mount Connectors</b>	
Right-Angle Jack	5227818-1
<b>Cable-Applied Connectors</b>	
Straight Plug, Crimp	5222506-5
Right-Angle Plug, Crimp	1-225554-1
Straight Jack, Crimp	5414171-3
Straight Jack, Solder	1057676-1
Straight Jack, Panel, Solder	1057775-1

Please visit [www.te.com](http://www.te.com) for more part numbers.



## F AND G SERIES CONNECTORS



Miniature connector series ideally suited for CATV applications.

### General Applications

- Broadband, CATV
- Line amplifiers, multipoint taps
- Cable modems

### Product Offering

- Cable Applied: Crimp (plugs or bulkhead jacks)
- PCB: Vertical or right angle, through hole and surface mount
- Edge-mount bulkhead solder jack
- Adapters
- Splash resistant and sealed versions available
- F Series: threaded coupling
- G Series: Quick-lock coupling

### Performance Specifications

- Operating Frequency: DC to 1 GHz (specific designs support up to 2GHz)
- Nominal Impedance: 75 ohms
- VSWR: 1.10-1.30
- Durability: 600 cycles
- Temperature Rating: -55°C to +85°C
- Designs compliant with SCTE & UL/CSA standards

F Series	
Straight Plug, Crimp	5-1814821-1
Straight Plug, Crimp, RG-179 Cable	5415226-1
Bulkhead Jack, Crimp	5-1814826-1
Right-Angle PCB Mount Jack	5-1634540-1

G Series	
Vertical PCB-Mount Jack	5415332-1
Vertical PCB-Mount Plug	6274045-1

Please visit [www.te.com](http://www.te.com) for more part numbers.

## SMA CONNECTORS



Subminiature connector with threaded coupling designed for performance through 18 GHz.

### General Applications

- Wireless base stations (CDMA, TDMA, PCS)
- Satellite communications/mini cell
- Test and measurement/aerospace

### Product Offering

- PCB: Through hole, compliant pin, surface mount, edge mount
- Cable applied: hex crimp, solder and clamp for flex cable, solder, clamp and compression crimp for semi-rigid cable
- Solder receptacles
- Adapters (in series and between series)

### Performance Specifications

- Operating Frequency: Up to 26.5 GHz (Most are 12.4 to 18 GHz)
- Nominal Impedance: 50 ohms
- VSWR (Max.): 1.20 @ 11 GHz  
Dependent on termination method
- Durability: 500 cycles
- Temperature Rating: -65°C to +165°C
- Meets all performance requirements for MIL-PRF-39012

Board-Mount Connectors	
Vertical Jack,	5-1814832-1
Right-Angle Jack	5-1814400-1
Right-Angle Jack, Edge Mount	2081005-1
Vertical Jack, PIP, High Performance	2081170-1

Cable-Applied Crimp Connectors	
Right-Angle Plug, RG-316 Cable	4-1478924-1
Straight Plug, RG-316 Cable	1-1478916-0

Please visit [www.te.com](http://www.te.com) for more part numbers.

## QMA CONNECTORS



Subminiature connector with quick lock coupling designed for performance through 18 GHz.

### General Applications

- Wireless base stations
- Distributed antenna systems (DAS)
- Satellite communications/mini cell

### Product Offering

- Intermatable with QLF (competitive) QMA products
- Cable and PCB versions available
- Brass body, nickel plated
- Center contact: beryllium copper, gold plated
- Force to engage: 27 N (6 lb.)
- Force to disengage: 20 N (4.5 lb.)

### Performance Specifications

- Frequency: DC to 6 GHz
- Impedance: 50 ohms
- VSWR (Max.): 1.15 @ 6 GHz  
1.22 for right angle
- Durability: 100 cycles
- Temperature Rating: -40°C to +125°C

Board-Mount Connectors	
Right-Angle Jack, SMT	1408463-1
Right-Angle Jack	1408337-1
Vertical Jack	2081026-1
Cable-Applied Crimp Connectors	
Right-Angle Plug, RG-402 Cable	1408347-1
Straight Jack, RG-58 Cable	1408338-7

Please visit [www.te.com](http://www.te.com) for more part numbers.

## SMB/TYPE 43 CONNECTORS



Subminiature series connectors with snap-on coupling. Smaller alternative to SMA.

### General Applications

- GPS
- Telephony
- CATV

### Product Offering

- Cable and PCB
- Brass and zinc die cast shells
- Mini 75-ohm SMB same size as 50-ohm SMB

### Performance Specifications

- Frequency: DC to 4 GHz
- Impedance: 50 and 75 ohms
- VSWR: 1.20 up to 4 GHz
- Durability: 500 cycles
- Temperature Rating: -65°C to +165°C

#### Board-Mount Surface-Mount-Compatible Connectors

Right-Angle Plug	5414338-1
Vertical Jack	1-1337482-0
Right-Angle Jack	1-1337481-0

#### Cable-Applied Crimp Connectors

Straight Plug	1-1337597-0
Right-Angle Elbow Plug	1-1337478-0
Straight Jack	1-1337477-0

Please visit [www.te.com](http://www.te.com) for more part numbers.

## OSP/OSSP CONNECTORS



Modular blindmate series with interface designed for multiple interconnects.

### General Applications

- Module to module
- Module to motherboard
- Rack and panel

### Product Offering

- Plug and receptacles (rigid and float mount)
- Panel, flange and cable mount
- Semi-rigid and flexible cable
- PCB mount
- Adapters
- Hermetic

### Performance Specifications

- Operating Frequency: 22 GHz OSP  
28 GHz OSSP
- Nominal Impedance: 50 ohms
- VSWR (Max.): 1.25 OSP  
1.33 OSSP
- Durability: 5000 cycles (OSP)  
1000 cycles (OSSP)
- Temperature Rating: -65°C to +125°C

Board-Mount Connectors	
Vertical Jack, OSP	1059681-1
Vertical Plug, OSP	1059684-1
Cable-Applied Crimp Connectors	
Straight Plug, OSP	1059402-1
Straight Jack, OSP	1059540-1
Straight Plug, OSSP	1059857-1
Straight Jack, OSSP	1059868-1

Please visit [www.te.com](http://www.te.com) for more part numbers.

## DIN COAX 1.0/2.3 CONNECTORS



Connector series for high density board-to-board and I/O connections.

### General Applications

- High density board-to-board and I/O connections on transmission, access, mobile and data communication equipment

### Product Offering

- Different styles with screw, slide-in and latching (quick lock) coupling
- Cable, THT and press-in termination
- Full crimp cable termination
- SMT multicontact (see Siemax)
- Adapters to Series 1.6/5.6

### Performance Specifications

- Nominal Impedance: 50 or 75 ohms
- Operating Frequency: Up to 10 GHz (50-ohm connectors)  
Up to 2 GHz (75-ohm connectors)
- VSWR (Max.): 1.35 up to 10 GHz (50-ohm connectors)  
1.20 up to 2 GHz (75-ohm connectors)
- Durability: 500 cycles
- Temperature Rating: -40°C to +85°C
- Interface: Snap-On (IEC 169-29 and CECC 222000)

Board-Mount HD Connectors	
Straight Bulkhead Jack, Slide-In	3-1393670-4
Straight Bulkhead Jack, Snap-On, 75 Ohms	8-1393670-3
Right-Angle Bulkhead Jack	1274544-1
Cable-Applied Crimp Connectors	
Right-Angle Plug, Snap-On	1460817-1

Please visit [www.te.com](http://www.te.com) for more part numbers.

**DIN COAX 1.6/5.6 CONNECTORS**



High-performance version of DIN 1.0/2.3 connector series. Highly suitable for transmission of high bit rates.

**General Applications**

- Used primarily as I/O connector in transmission and access equipment outside USA; used in USA for export businesses

**Product Offering**

- Screw, snap-on, slide-in and latching (quick lock) coupling
- Full crimp and IDC cable termination
- Board lock and standard THT termination
- Press In termination
- Adapters to Series 1.0/2.3 and BNC (both 75 ohm)

**Performance Specifications**

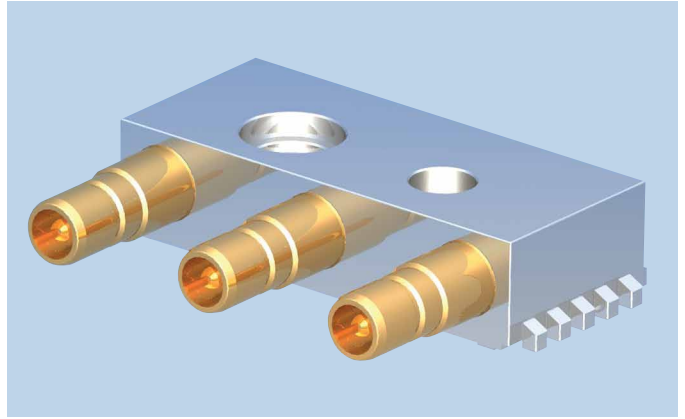
- Operating Frequency: Up to 8 GHz
- Nominal Impedance: 75 ohms
- VSWR (max.): 1.20
- Durability: 500 cycles
- Temperature Rating: -40°C to +85°C
- Interface: CECC 22240

Board-Mount Connectors	
Right-Angle Jack	2-1393681-2

Cable-Applied Crimp Connectors	
Straight Jack	1-1393672-4
Right-Angle Jack	3-1393680-0
Straight Plug	1393672-3
Right-Angle Plug	1-1393680-6

Please visit [www.te.com](http://www.te.com) for more part numbers.

**SIEMAX CONNECTORS**



Surface mount multi coax connector designed for high-density board-to-board and board-to-cable applications.

**General Applications**

- PCB connector in SMT, for I/O and board-to-board application in communications and automotive
- Interfaces DIN 1.0/2.3

**Product Offering**

- Jacks, Series 1.0/2.3, 75 ohms

**Performance Specification (Series 1.0/2.3):**

- Operating Frequency: Up to 2 GHz
- Nominal Impedance: 75 ohms
- VSWR (Max.): 1.20 @ 2 GHz
- Durability: 250 cycles
- Temperature Rating: -40°C to +85°C

Board-Mount Connectors	
Right-Angle Jack, 2 Port	619400-1
Right-Angle Jack, 3 Port	619401-1

Please visit [www.te.com](http://www.te.com) for more part numbers.



**MCX CONNECTORS**

Snap on subminiature connector series.  
Smaller alternative to SMB.

**General Applications**

- GPS, automotive and wireless communication
- Handheld devices: pagers, PCs, cellular phones, tablets

**Product Offering**

- Snap on connector 30% smaller than SMB
- Cable-to-cable and cable-to-PCB versions, straight and right angle
- Brass and zinc die-cast shells available
- Gold- and nickel-plated shell and outer contact options available

**Performance Specification**

- Operating Frequency: DC to 6 GHz
- Nominal Impedance: 50 ohms
- VSWR (Max.): 1.25 @ 3 GHz  
1.35 @ 6 GHz
- Durability: 500 cycles
- Temperature Rating: -65°C to +165°C
- Interface Snap-On (MIL-PRF-39012 and CECC 22220)

<b>Board-Mount SMT Connectors</b>	
Vertical Plug	1075221-1
Right-Angle Jack	6-1337586-2
Vertical Jack	1060985-1
<b>Cable-Applied Crimp Connectors</b>	
Straight Plug	1-1337580-0
Right-Angle Plug	1-1337584-0
Straight Bulkhead Jack	1-1337588-1

Please visit [www.te.com](http://www.te.com) for more part numbers.

**MMCX CONNECTORS**

35% smaller than MCX, this connector series is used in board-to-board and cable-to-board applications where space is a driving issue.

**General Applications**

- Instrumentation
- Handheld devices: pagers, PCs, cellular phones, tablets

**Product Offering**

- Cable-to-cable and cable-to-PCB versions, straight and right angle
- Crimp, solder, and surface mount
- Tape and reel for high-volume assembly


**Performance Specification**

- Operating Frequency: DC to 6 GHz
- Nominal Impedance: 50 ohms
- VSWR (Max.): 1.25:1 @ 6 GHz
- Durability: 500 cycles
- Temperature Rating: -55°C to +155°C
- Interface: Snap-On (CECC 22340)

<b>Board-Mount SMT Connectors</b>	
Vertical Plug	1-1634007-0
Right-Angle Jack	619285-1
Vertical Jack	1-1634004-0
<b>Cable-Applied Crimp Connectors</b>	
Straight Plug	1-1634001-0
Right-Angle Plug	1-1634003-0
Straight Jack	1-1634004-0

Please visit [www.te.com](http://www.te.com) for more part numbers.

**SSMT—OSMT CONNECTORS**



Microminiature surface mount cable assembly system designed to provide the performance of much larger industry-standard connectors.

**General Applications**

- Wireless communication applications, Base Stations, antenna and hand held devices
- Designed for use with many standard interfaces (i.e., SMA, SMB, MCX, MMCX, BNC)

**Product Offering**

- Mated height off PC: SSMT: 2.8 mm  
OSMT: 3.1 mm
- Assortment of cable configurations available including intra-RF series assemblies
- Available with both high-temp and standard PVC cable


**Performance Specifications**

- Operating Frequency: DC to 6 GHz
- Nominal Impedance: 50 ohms
- VSWR (Max.): 1.40:1 @ 6 GHz
- Durability: 100 cycles
- Temperature Rating: -40°C to +125°C

Board-Mount Connectors	
OSMT Plug, Reel and Tape Mounted, Brass Body	1055689-1
OSMT Plug, Brass Body	1055687-1
OSMT Plug, Polyphenylene Body	1055690-1

Please visit [www.te.com](http://www.te.com) for more part numbers.

**QSL CONNECTORS**



Low-profile multiport RF connector interface connector with push/pull mating.

**General Applications**

- Wireless communication systems
- Mobile antennas, GPS
- Automotive telematics
- Computers

**Product Offering**

- Surface mount compatible, panel mount
- 1 x 3 ports configuration
- Cable plugs can be keyed for security applications
- 3-port configuration uses less space than typical SMA, QMA, or other PCB product types on a board layout

**Performance Specifications**

- Frequency: DC to 6 GHz
- Impedance: 50 ohms
- VSWR (Max.): 1.3 max @ 3 GHz  
1.5 max to 6 GHz
- Durability: 250 cycles
- Temperature Rating: -40°C to +125°C
- Engagement Force: 30 N (6.7 lb.) max.

Board-Mount Through-Hole Connectors, Right Angle	
3-Port Jack with Flanges	1274824-2
3-Port Jack without Flanges	2016032-1

Please visit [www.te.com](http://www.te.com) for more part numbers.

### SWITCHING COAX CONNECTORS FOR MOBILE PHONE (CONSUMER)



Mobile phone connector, which provides signal switching function between internal phone antenna and external car antenna.

#### General Applications

- Mobile handsets
- Diagnostic test


#### Product Offering

- SMD switching connector family with three main heights: 3.5, 4.5 and 6.0 mm
- SMD switching connector with direct contact to the phone antenna
- Right-angle cable plugs for RG-174 cable
- Excellent signal transmission due to short distance between power elements and antenna or switch, no internal cables

#### Performance Specifications

- Operating Frequency: Up to 2.4 GHz
- Nominal Impedance: 50 ohms
- VSWR (Max.): 1.15:1 @ 1 GHz  
<1.20:1 @ 2 GHz
- Insertion Loss: -0.30 dB max. @ 2 GHz
- Durability: 30,000 cycles
- Temperature Rating: -40°C to +85°C

### COAXIAL INSERTS (TYPE C)



High current inserts for board-to-board applications.

#### General Applications

- With low-frequency connectors Siedecon, DIN 41612 (Style M)
- Z-PACK connectors

#### Product Offering

- Cable, THT and press-in termination
- SMT "pin through paste" termination
- Full crimp cable termination
- Adapters to Series SMA and 1.6/5.6
- High-current contacts also available
- Compatible with Eurocard, Siedecon, Z-PACK and HM connectors

#### Performance Specifications

- Operating Frequency: Up to 2 GHz
- Nominal Impedance: 50 or 75 ohms
- VSWR (Max.): 1.20 up to 2GHz
- Durability: 500 cycles
- Temperature Rating: -55°C to +125°C
- Meets requirements of DIN 41626 and CECC 22330

#### Board-Mount Connectors (50 Ohms)

Right-Angle Pin	5148386-1
Vertical Socket	5148385-1

#### Cable-Applied Crimp Connectors (50 Ohms)

Straight Jack	1392020-1
---------------	-----------

Please visit [www.te.com](http://www.te.com) for more part numbers.

### BETWEEN SERIES ADAPTERS

- Cost effective solution for those applications requiring the mating of two separate RF interfaces
- Performance limited to the RF interfaces used, but adapter designs provide a minimum length consistent with good electrical performance
- Applications include communications equipment of all types, in-house test and measurement

## FOR MORE INFORMATION

[te.com/products/standardfiberoptics](http://te.com/products/standardfiberoptics)

### TE Technical Support Center

USA	+1 (800) 522-6752
Canada	+1 (905) 475-6222
Mexico	+52 (0) 55-1106-0800
Latin/S. America	+54 (0) 11-4733-2200
Germany	+49 (0) 6251-133-1999
UK	+44 (0) 800-267666
France	+33 (0) 1-3420-8686
Netherlands	+31 (0) 73-6246-999
China	+86 (0) 400-820-6015

Part numbers in this brochure are RoHS Compliant\*, unless marked otherwise.

\*as defined [www.te.com/leadfree](http://www.te.com/leadfree)

## te.com

© 2014 TE Connectivity Ltd. family of companies. All Rights Reserved

1-1773725-8 J PDF 01/2014

Z-PACK, TE Connectivity and TE connectivity (logo) are trademarks.  
Other logos, product and/or company names might be trademarks of their respective owners.

While TE has made every reasonable effort to ensure the accuracy of the information in this brochure, TE does not guarantee that it is error-free, nor does TE make any other representation, warranty or guarantee that the information is accurate, correct, reliable or current. TE reserves the right to make any adjustments to the information contained herein at any time without notice. TE expressly disclaims all implied warranties regarding the information contained herein, including, but not limited to, any implied warranties of merchantability or fitness for a particular purpose. The dimensions in this catalog are for reference purposes only and are subject to change without notice. Specifications are subject to change without notice. Consult TE for the latest dimensions and design specifications.



# Mouser Electronics

Authorized Distributor

Click to View Pricing, Inventory, Delivery & Lifecycle Information:

[TE Connectivity:](#)

[1274571-1](#)