

PCB terminal block - SPT 5/ 4-V-7,5-ZB - 1719338

Please be informed that the data shown in this PDF Document is generated from our Online Catalog. Please find the complete data in the user's documentation. Our General Terms of Use for Downloads are valid (<http://phoenixcontact.com/download>)

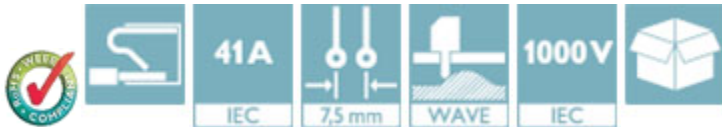


PCB terminal block, Nominal current: 41 A, Nom. voltage: 1000 V, Pitch: 7.5 mm, Number of positions: 4, Connection method: Push-in spring connection, Mounting: Wave soldering, Conductor/PCB connection direction: 90 °, Color: green

The figure shows a 5-pos. version of the product

Product Features

- Fast connection technology thanks to tool-free direct plug-in principle
- Conductor connection direction: vertical (90° -V) to the PCB
- Unlimited 600 V UL approval thanks to compact zigzag pinning
- Single-position terminal block bases with double pin
- SPT 5 Push-in spring-cage PCB terminal blocks for conductor cross sections up to 6 mm², stranded



Key Commercial Data

Packing unit	1 pc
Minimum order quantity	50 pc
Weight per Piece (excluding packing)	15.72 g
Custom tariff number	85369010
Country of origin	Germany

Technical data

Dimensions

Pitch	7.50 mm
Dimension a	22.5 mm
Width	31.8 mm
Constructional height	14.4 mm
Height	19 mm
Length of the solder pin	4.6 mm

PCB terminal block - SPT 5/ 4-V-7,5-ZB - 1719338

Technical data

Dimensions

Pin dimensions	1,7 x 0,8 mm
Pin spacing	14 mm
Hole diameter	2.1 mm

General

Range of articles	SPT 5/..-V
Insulating material group	I
Rated surge voltage (III/3)	8 kV
Rated surge voltage (III/2)	8 kV
Rated surge voltage (II/2)	6 kV
Rated voltage (III/3)	800 V
Rated voltage (III/2)	1000 V
Rated voltage (II/2)	1000 V
Connection in acc. with standard	EN-VDE
Nominal current I_N	41 A
Nominal cross section	6 mm ²
Maximum load current	41 A
Insulating material	PA
Solder pin surface	Sn
Flammability rating according to UL 94	V0
Stripping length	15 mm
Number of positions	4

Connection data

Conductor cross section solid min.	0.2 mm ²
Conductor cross section solid max.	10 mm ²
Conductor cross section flexible min.	0.2 mm ²
Conductor cross section flexible max.	6 mm ²
Conductor cross section flexible, with ferrule without plastic sleeve min.	0.25 mm ²
Conductor cross section flexible, with ferrule without plastic sleeve max.	6 mm ²
Conductor cross section flexible, with ferrule with plastic sleeve min.	0.25 mm ²
Conductor cross section flexible, with ferrule with plastic sleeve max.	4 mm ²
Conductor cross section AWG min.	24
Conductor cross section AWG max.	8
2 conductors with same cross section, stranded, TWIN ferrules with plastic sleeve, min.	0.25 mm ²
2 conductors with same cross section, stranded, TWIN ferrules with plastic sleeve, max.	1.5 mm ²

Standards and Regulations

PCB terminal block - SPT 5/ 4-V-7,5-ZB - 1719338

Technical data

Standards and Regulations

Connection in acc. with standard	EN-VDE
	CUL
Flammability rating according to UL 94	V0

Classifications

eCl@ss

eCl@ss 4.0	27141109
eCl@ss 4.1	27141109
eCl@ss 5.0	27141190
eCl@ss 5.1	27141190
eCl@ss 6.0	27261101
eCl@ss 7.0	27440401
eCl@ss 8.0	27440401
eCl@ss 9.0	27440401

ETIM

ETIM 3.0	EC001121
ETIM 4.0	EC002643
ETIM 5.0	EC002643

UNSPSC

UNSPSC 6.01	30211801
UNSPSC 7.0901	39121432
UNSPSC 11	39121432
UNSPSC 12.01	39121432
UNSPSC 13.2	39121432

Approvals

Approvals

Approvals

UL Recognized / SEV / cUL Recognized / CCA / IECCEB Scheme / EAC / EAC / cULus Recognized

Ex Approvals

PCB terminal block - SPT 5/ 4-V-7,5-ZB - 1719338

Approvals

Approvals submitted

Approval details

UL Recognized		
	B	C
mm ² /AWG/kcmil	24-8	24-8
Nominal current I _N	36 A	36 A
Nominal voltage U _N	600 V	600 V

SEV	
mm ² /AWG/kcmil	6
Nominal current I _N	41 A
Nominal voltage U _N	1000 V

cUL Recognized		
	B	C
mm ² /AWG/kcmil	24-8	24-8
Nominal current I _N	36 A	36 A
Nominal voltage U _N	600 V	600 V

CCA	
mm ² /AWG/kcmil	6
Nominal current I _N	41 A
Nominal voltage U _N	1000 V

IECEE CB Scheme	
mm ² /AWG/kcmil	6


PCB terminal block - SPT 5/ 4-V-7,5-ZB - 1719338

Approvals

Nominal current I _N	41 A
Nominal voltage U _N	1000 V

EAC

EAC

cULus Recognized  US

Accessories

Accessories

Crimping tool

Crimping pliers - CRIMPFOX 6 - 1212034



Crimping pliers, for ferrules without insulating collar according to DIN 46228 Part 1 and ferrules with insulating collar according to DIN 46228 Part 4, 0.25 mm² ... 6.0 mm², lateral entry, trapezoidal crimp

Labeled terminal marker

Marker card - SK 7,5/3,8:FORTL.ZAHLEN - 0804455



Marker card, Card, white, labeled, Horizontal: Consecutive numbers 1 - 10, 11 - 20, etc. up to 91 - 100, Mounting type: Adhesive, for terminal block width: 7.5 mm, Lettering field: 7.5 x 3.8 mm

Marker card - SK 3,8 REEL P7,5 WH CUS - 0825127



Marker card, can be ordered: By card, white, labeled according to customer specifications, Mounting type: Adhesive, for terminal block width: 7.5 mm, Lettering field: continuous x 3.8 mm

PCB terminal block - SPT 5/ 4-V-7,5-ZB - 1719338

Accessories

Pitch spacer

Pitch spacer - RZ-SPT 5-4 V - 1701535



Accessories, Nominal current: 41 A, Nom. voltage: 1000 V, Pitch: 7.5 mm, Conductor/PCB connection direction: 90 °, Color: green

Screwdriver tools

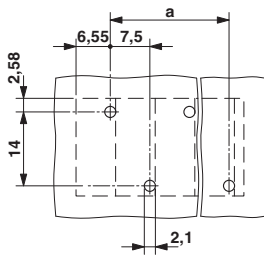
Screwdriver - SZF 1-0,6X3,5 - 1204517



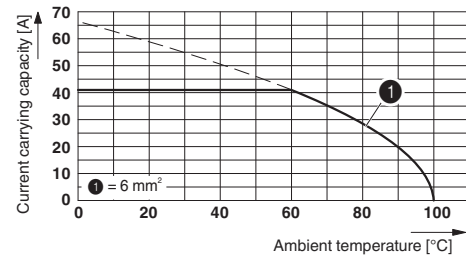
Actuation tool, for ST terminal blocks, also suitable for use as a bladed screwdriver, size: 0.6 x 3.5 x 100 mm, 2-component grip, with non-slip grip

Drawings

Drilling diagram



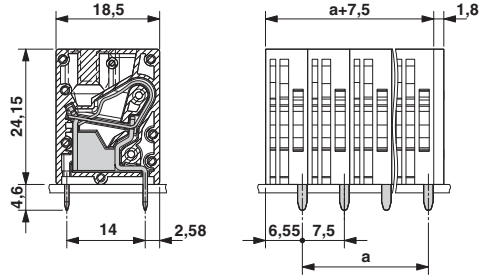
Diagram



Type: SPT 5/...-V-7,5-ZB
Test based on DIN EN 60512-5-2:2003-01
Reduction factor = 1

PCB terminal block - SPT 5/ 4-V-7,5-ZB - 1719338

Dimensional drawing



Mouser Electronics

Authorized Distributor

Click to View Pricing, Inventory, Delivery & Lifecycle Information:

[Phoenix Contact:](#)

[1719338](#)