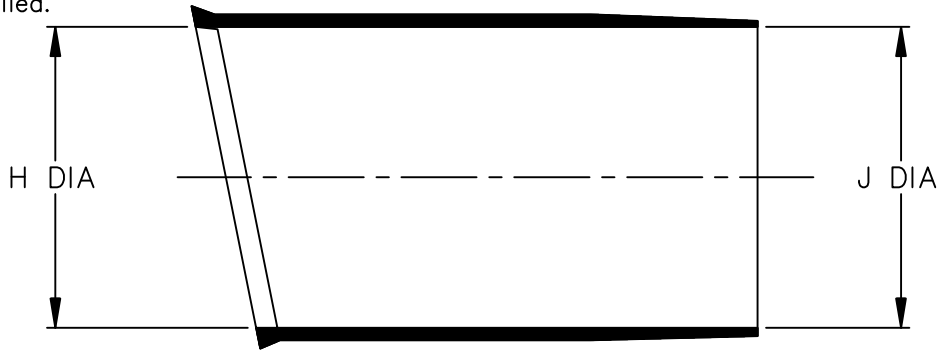
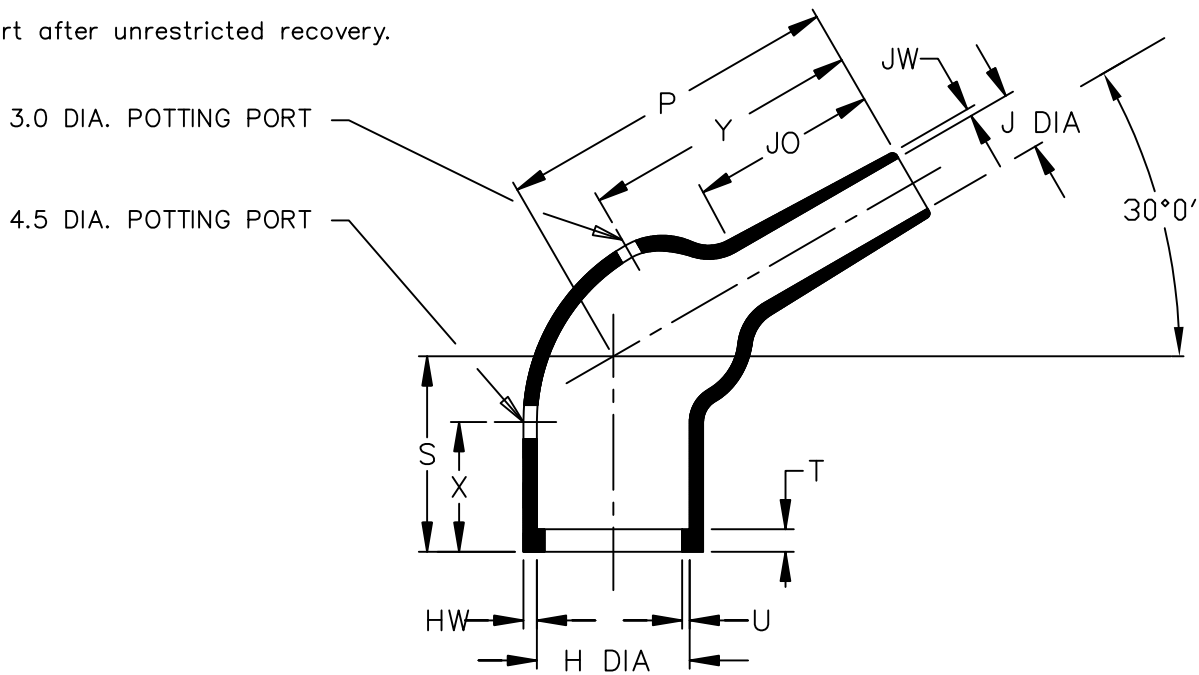


a) Part as supplied.



b) Part after unrestricted recovery.



DIMENSIONS in millimetres
{in inches, for reference}

Part No.	H		J		P	S	T	U	JO	HW	JW	X	Y
	Min a	Max b	Min a	Max b	Min a	Min a	±10% b	±10% b	±10% b	±20% b	±20% b	±20% b	±20% b
264W012	36 {1.42}	21.4 {0.84}	36 {1.42}	8.3 {0.33}	46 {1.81}	26 {1.02}	3.0 {0.12}	1.0 {0.04}	25 {0.98}	1.8 {0.07}	1.0 {0.04}	26 {1.02}	37 {1.46}



TE Connectivity

Copyright(!)2017

The copyright in this drawing is the property of TE Connectivity UK Ltd. The drawing is issued on the condition that it is not copied, reproduced or disclosed to a third party, either in whole or in part without the prior written consent of TE Connectivity UK Ltd.

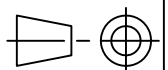
Drawn A.LILLEY. Checked Issue 3 Date February 2005 Conforms to ISO Recommendations

Approval
Design

MKTG.

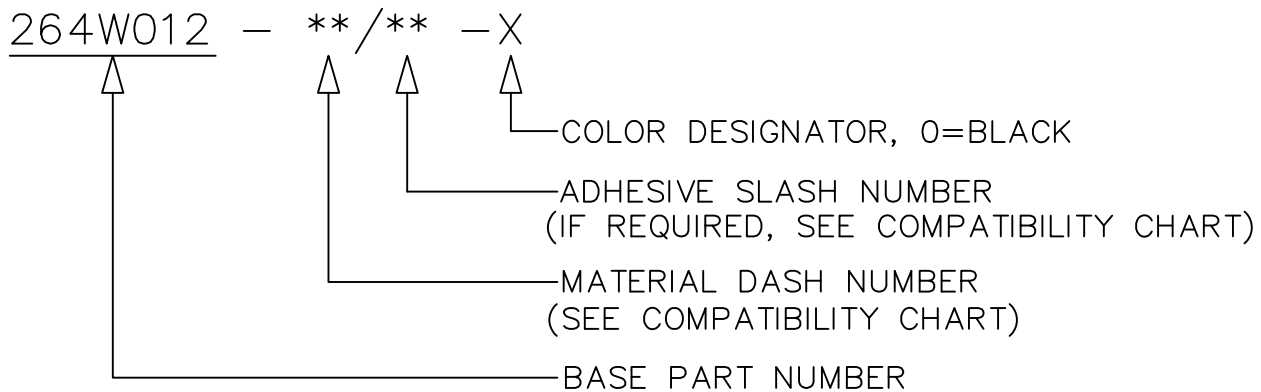
Q.A.

3rd Angle Projection
Not to Scale



ISSUE	DATE	ECO No.	DESCRIPTION
2	2/2005	*****	REDRAWN
3	3/22/2017	ECO-17-004018	REVISED ORDERING INFO

ORDERING INFORMATION



COMPATIBILITY CHART

MATERIAL DASH No.	MATERIAL DESCRIPTION	SPEC Number	ADHESIVE COATING SLASH No.
-3	POLYOLEFIN, SEMI-RIGID	RT-301, RK-6703	/42, /86, /180
-4	POLYOLEFIN, FLEXIBLE	RT-1304, RK-6704	/42, /86
-6	SILICON	RT-602, RK-6706	N/A
-25	ELASTOMER, FLUID RESISTANT	RT-1325, RK-6713	/42, /86, /225
-130	POLYOLEFIN, COMMERCIAL FLEXIBLE	RW-2008	/42

NOTES:

- AS SUPPLIED DIMENSIONS ARE FOR UNCOATED PARTS. WHEN COATING IS ADDED, ENTRY DIAMETERS WILL REDUCE BY 1.5mm MAX.

TE CONNECTIVITY UK LTD.
 FARADAY ROAD
 SWINDON, WILTSHIRE, SN3, 5HH
 ENGLAND
 CAGE CODE: K1010

TE CONNECTIVITY CORPORATION.
 501 OAKSIDE AVE
 REDWOOD CITY, CA 94063
 USA
 CAGE CODE: 06090



TE Connectivity

Mouser Electronics

Authorized Distributor

Click to View Pricing, Inventory, Delivery & Lifecycle Information:

[TE Connectivity:](#)

[264W012-25-0](#)