




TG6050

Ultra-Soft Thermal Conductive Pad

Version 2.130218



Ultra-Soft Thermal Conductive Pad

TG6050 is an ultra-soft, silicone based thermal interface material. TG6050 has a low thermal impedance, conforms readily to surfaces due to its low hardness and provides a high dielectric breakdown voltage. TG6050 can be provided in various thicknesses and formats, such as custom die cuts, standard sheets or log rolls depending on the end application.

Features

- Superior thermal conductivity
- Highly compressible
- Naturally tacky
- Low Shore 00 hardness
- Low oil bleed
- Electrically insulating

Applications

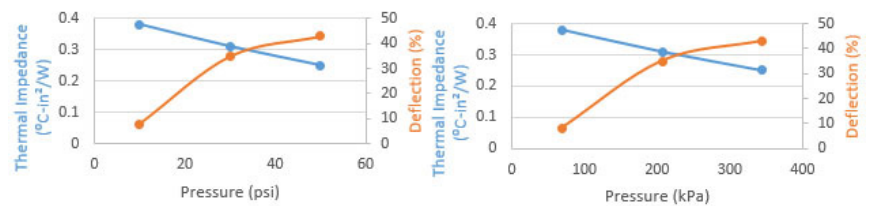
Electronic components: IC, CPU, MOS
 LED, M/B, P/S, Heat Sink
 LCD, TV, Notebook PC, PC Telecom Device, Wireless Hub, etc.
 DDR II Module, DVD Applications, Hand-set applications, etc.

Properties

- ✓ REACH Compliant
- ✓ ROHS Compliant

Property	TG6050	Unit	Tolerance	Test Method
Colour	Red	-	-	Visual
Thickness	0.5 - 5.0	mm	-	ASTM D374
	0.0197 - 0.0787	Inch	-	ASTM D374
Thermal Conductivity	6	W/mK	±0.6	ASTM D5470
Flammability Rating	V-0	-	-	UL 94
Dielectric Breakdown Voltage	13	kV/mm	±1.3	ASTM D149
Weight Loss	<1	%	-	ASTM E595
Density	3.2	g/cm ³	±0.2	ASTM D792
Working Temperature	-45 to 200	°C	-	-
Volume Resistance	>10 ¹²	Ohm-cm	-	ASTM D257
Elongation	50	%	±13	ASTM D412
Tensile Strength	0.5	Kgf/cm ²	±2	ASTM D412
Hardness	60	Shore 00	±15	ASTM D2240
Shelf Life	36	months	-	-
Shelf Life with adhesive (can be requalified for further 12)	12	months	-	-

Thermal Impedance vs Pressure vs Deflection



T-Global Technology Limited
 1 & 2 Cosford Business Park, Central Park,
 Lutterworth, Leicestershire LE17 4QU U.K.

Tel: +44 (0)1455 553 510
 Email: sales@tglobaltechnology.com
 Web: www.tglobaltechnology.com
 Skype: tglobal.technology
 VAT #: GB 116 662 714



TG6050 Ultra-Soft Thermal Conductive Pad

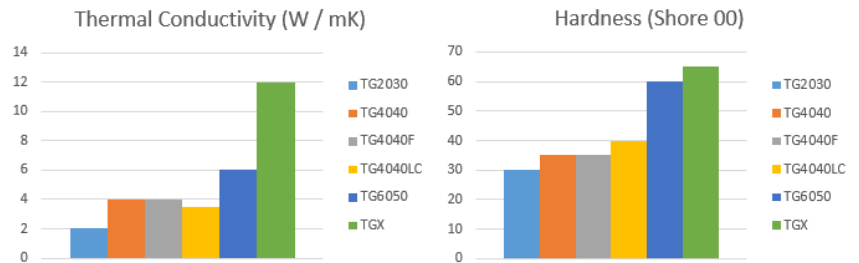
Standard Weights & Dimensional Tolerance

Size	Thickness (mm)	0.50	0.80	1.00	1.50	2.00	2.50	3.00	3.50	4.00	4.50	5.00
	100x100	16.00	25.60	32.00	48.00	64.00	80.00	96.00	112.00	128.00	144.00	160.00
150x150	36.00	57.60	72.00	108.00	144.00	180.00	216.00	252.00	288.00	324.00	360.00	
300x300	144.00	230.40	288.00	432.00	576.00	720.00	864.00	1,008.00	1,152.00	1,296.00	1,440.00	
320x320	163.84	262.14	327.68	491.52	655.36	819.20	983.04	1,146.88	1,310.72	1,474.56	1,638.40	

* All measurements in mm

Die-Cut Thickness Tolerances	Thickness (mm)	Tolerance (mm)
	0.3	±0.03
	0.5	±0.05
	0.8	±0.08
	1.0	±0.1
	1.2	±0.12
	1.5	±0.15
	2.0	±0.2
	2.5 - 3.5	±0.25
	4.0 - 4.5	±0.3
	5.0	±0.35
	6.0 - 8.0	±0.4
	9.0	±0.45
10.0	±0.5	
>10.0	±0.5	

Data



* Data for design engineer guidance only. Observed performance varies in application. Engineers are reminded to test the material in application.

NOTICE: The information contained herein is to the best of our knowledge true and accurate. However, since the varied conditions of potential use are beyond our control, all recommendations or suggestions are presented without guarantee or responsibility on our part and users should make their own test to determine the suitability of our products in any specific situation. This product is sold without warranty either expressed or implied, of fitness for a particular purpose or otherwise, except that this product shall be of standard quality, and except to the extent otherwise stated in T-Global Technology Europe and North America's invoice, quotation, or order acknowledgment. We disclaim any and all liabilities incurred in connection with the use of information contained herein, or otherwise. All risks of such are assumed by the user. Furthermore, nothing contained herein shall be construed as a recommendation to use any process or to manufacture or to use any product in conflict with existing or future patents covering any product or material or its use.