



*Quality Products. Service Excellence.*

## Type 12 Lay-In Wireway 1485 Series

### Wireway & Accessories



### Application

- Designed to enclose and protect electrical wiring from dirt, dust, oil and water.
- All sections and fittings are completely open on each side to allow wires and cables to be placed into the wireway without "pulling through".

### Standards

- UL 870 Type 1 (unless marked1)
- CSA Type 1 (unless marked1)
- **Complies with**
  - NEMA Type 12
  - IEC 60529, IP54

### Construction

- Bodies and covers are formed from 14-gauge steel with 10 gauge steel flanges.
- Flanges are open at the top to allow cables to lay in when doors open.
- 12" x 6" size has a 12 gauge steel body with a 14-gauge cover.
- Smooth continuously welded seams.
- Interior surfaces are smooth to prevent wire damage during installation.
- Butt hinged cover is secured with easily operated quick release clamps.
- Oil resistant gaskets are permanently secured.
- Solid oil resistant gaskets are used between flanges when sections and fittings are bolted together.
- One gasket kit, complete with hardware is provided with each straight section or fitting.
- Sealing plate is supplied.
- Flange junctions are sealed with gasket sealing plates, which are put in place after wiring is completed. One is supplied with all straight sections and most fittings; see table for exact number.

### Finish

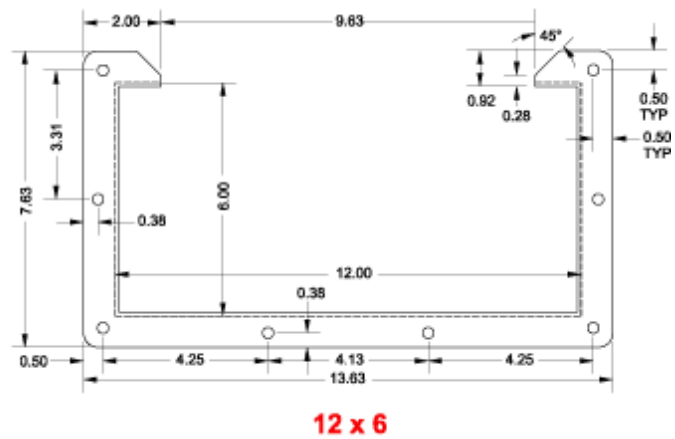
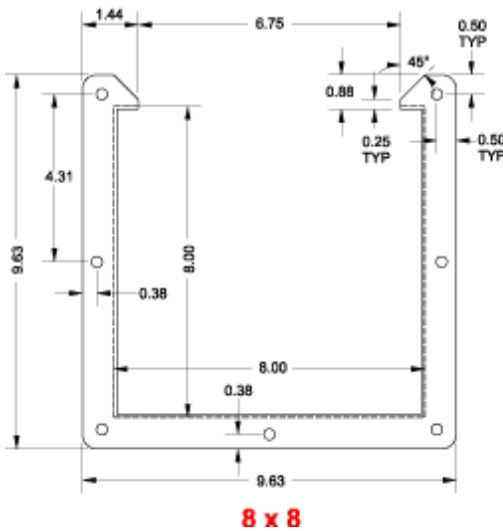
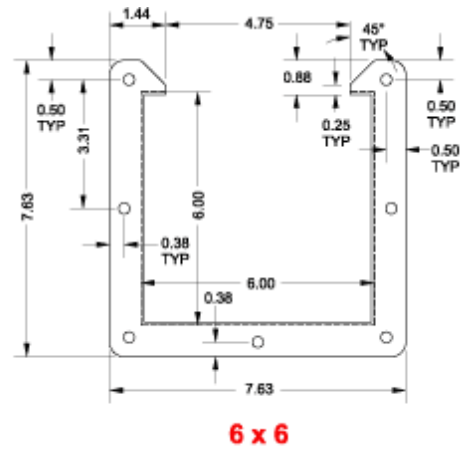
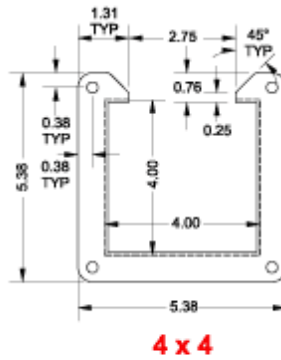
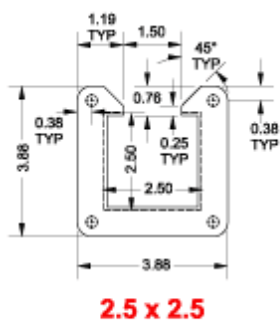
- Sections and components are finished in ANSI 61 gray powder coating.

### Notes

- When joining a wireway section or fitting to an enclosure be sure to order a box connector.
- When joining two wireway sections, or joining a wireway section to a fitting, a flat sealing plate is required at each junction; necessary kits are supplied with each section and fitting. See table, extra kits may be ordered if necessary.
- When joining a lay-in wireway section or fitting to a closure plate, a box connector, or cut-off fitting, an angle sealing plate is required at each junction.
- Necessary kits are supplied with each section and fitting - see table. Extra kits, although not normally required, are necessary when joining lay-in wireway to a non-lay-in section or fitting section.

### Accessories

- Typical Straight Section
- Angle Sealing Plate
- Swivel Nipple
- Adjustable Fitting
- Cut-Off Fitting (Lay-In)
- Nipple
- 45 degree Elbow Inside Opening
- 90 degree Elbow Top Opening
- 90 degree Elbow Outside Opening
- Tee Fitting Outside and Top Opening
- Box Connector
- Flat Sealing Plate
- Barrier Kit
- Flexible Fitting
- Cross Fitting
- Cut-Off Fitting (Non Lay-In)
- 45 degree Elbow Top Opening
- 45 degree Elbow Outside Opening
- 90 degree Elbow Inside Opening
- Tee Fitting Top Opening
- Reducers
- 12" Transposition Sections Clockwise & Counter-Clockwise
- Drop Hanger
- Cover Plate
- Bracket Hanger
- Junction Box



Description	Sealing Plates	2.5 x 2.5	4 x 4	6 x 6	8 x 8	12 x 6
	Supplied	Part No.	Part No.	Part No.	Part No.	Part No.
6" Section	1 Flat	1485B6	1485C6	1485D6	1485E6	1485F6
12" Section	1 Flat	1485B12	1485C12	1485D12	1485E12	1485F12
24" Section	1 Flat	1485B24	1485C24	1485D24	1485E24	1485F24
36" Section	1 Flat	1485B36	1485C36	1485D36	1485E36	1485F36
48" Section	1 Flat	1485B48	1485C48	1485D48	1485E48	1485F48
60" Section	1 Flat	1485B60	1485C60	1485D60	1485E60	1485F60
120" Section	1 Flat	1485B120	1485C120	1485D120	1485E120	1485F120
60" Long Partition (Barrier)	-	-	1487CB60 <sup>1</sup>	1487DB60 <sup>1</sup>	1487EB60 <sup>1</sup>	1487DB60 <sup>1</sup>

Description	Sealing Plates	2.5 x 2.5	4 x 4	6 x 6	8 x 8	12 x 6
	Supplied	Part No.	Part No.	Part No.	Part No.	Part No.
1" Nipple	1 Flat	1485BM1	1485CM1	1485DM1	-	-
2" Nipple	1 Flat	1485BM2	1485CM2	1485DM2	-	-
3" Nipple	1 Flat	1485BM3	1485CM3	1485DM3	-	-
Box Entry Swivel Nipple	1 Angle	1485BV1	1485CV1	1485DV1	1485EV1	-
Standard Swivel Nipple	2 Angle	1485BV2	1485CV2	1485DV2	1485EV2	-
12" Transposition Clockwise	1 Flat	1485BZ12	1485CZ12	1485DZ12	1485EZ12	-
12" Transposition Counter-Clockwise	1 Flat	1485BZC12	1485CZC12	1485DZC12	1485EZC12	-
Flexible Fitting	None	1485BFF	1485CFF	1485DFF	1485EFF	-
Adjustable Fitting	1 Spec.	1485BX <sup>1</sup>	1485CX <sup>1</sup>	1485DX <sup>1</sup>	1485EX <sup>1</sup>	1485FX <sup>1</sup>
Cut-Off Fitting Lay-In	1 Flat	1485BW1 <sup>1</sup>	1485CW1 <sup>1</sup>	1485DW1 <sup>1</sup>	1485EW1 <sup>1</sup>	1485FW1 <sup>1</sup>
Cut-Off Fitting Non Lay-In	1 Angle	1485BW2 <sup>1</sup>	1485CW2 <sup>1</sup>	1485DW2 <sup>1</sup>	1485EW2 <sup>1</sup>	1485FW2 <sup>1</sup>
90° Elbow, Top Opening	1 Flat	1485B9N	1485C9N	1485D9N	1485E9N	1485F9N
90° Elbow, Inside Opening	1 Flat	1485B9P	1485C9P	1485D9P	1485E9P	1485F9P
90° Elbow, Outside Opening	1 Flat	1485B9Q	1485C9Q	1485D9Q	1485E9Q	1485F9Q
45° Elbow, Top Opening	1 Flat	1485B4N	1485C4N	1485D4N	1485E4N	1485F4N
45° Elbow, Inside Opening	1 Flat	1485B4P	1485C4P	1485D4P	1485E4P	-
45° Elbow, Outside Opening	1 Flat	1485B4Q	1485C4Q	1485D4Q	1485E4Q	-
Tee Fitting, Top Opening	2 Flat	1485BTN	1485CTN	1485DTN	1485ETN	1485FTN
Tee Fitting, Outside & Top Opening	2 Flat	1485BTQ	1485CTQ	1485DTQ	1485ETQ	-
Cross Fitting	3 Flat	1485BY	1485CY	1485DY	1485EY	1485FY
Reducer 4 x 4 to 2.5 x 2.5	None	-	1485CRE	-	-	-
Reducer 6 x 6 to 4 x 4	None	-	-	1485DRE	-	-
Reducer 8 x 8 to 6 x 6	None	-	-	-	1485ERE	-
Reducer 12 x 6 to 4 x 4	None	-	-	-	-	1485FREC
Reducer 12 x 6 to 6 x 6	None	-	-	-	-	1485FRED
Junction Box	1 Flat	1485BJ	1485CJ	1485DJ	1485EJ	-
Box Connector	1 Angle	1485BK <sup>1</sup>	1485CK <sup>1</sup>	1485DK <sup>1</sup>	1485EK <sup>1</sup>	1485FK <sup>1</sup>
Drop Hanger	None	1485BL1 <sup>1</sup>	1485CL1 <sup>1</sup>	1485DL1 <sup>1</sup>	1485EL1 <sup>1</sup>	-
Bracket Hanger	None	1485BL2 <sup>1</sup>	1485CL2 <sup>1</sup>	1485DL2 <sup>1</sup>	1485EL2 <sup>1</sup>	-
Cover Plate	1 Angle	1485BH <sup>2</sup>	1485CH <sup>2</sup>	1485DH <sup>2</sup>	1485EH <sup>2</sup>	1485FH <sup>2</sup>
Snap On Flat Sealing Plate	None	1485BSM <sup>2</sup>	1485CSM <sup>2</sup>	1485DSM <sup>2</sup>	1485ESM <sup>2</sup>	1485FSM <sup>2</sup>
Angle Sealing Plate	None	1485BS9 <sup>2</sup>	1485CS9 <sup>2</sup>	1485DS9 <sup>2</sup>	1485ES9 <sup>2</sup>	1485FS9 <sup>2</sup>

<sup>1</sup> Does not meet CSA or UL requirement

<sup>2</sup> Maintains ratings on CSA and UL approved wireway

*Data subject to change without notice*

© 2020. Hammond Manufacturing Ltd. All rights reserved.

# Mouser Electronics

Authorized Distributor

Click to View Pricing, Inventory, Delivery & Lifecycle Information:

## Hammond:

[1485F36](#) [1485C120](#) [1485B36](#) [1485E48](#) [1485E24](#) [1485E60](#) [1485E120](#) [1485B12](#) [1485B24](#) [1485B60](#) [1485B48](#)  
[1485C60](#) [1485C36](#) [1485C24](#) [1485C12](#) [1485C48](#) [1485F120](#) [1485C6](#) [1485F6](#) [1485B6](#) [1485E6](#) [1485D6](#) [1485E12](#)  
[1485E36](#) [1485B120](#) [1485D48](#) [1485D24](#) [1485D60](#) [1485D12](#) [1485D36](#) [1485FY](#) [1485F60](#) [1485F12](#) [1485F48](#)  
[1485F24](#) [1485D120](#)