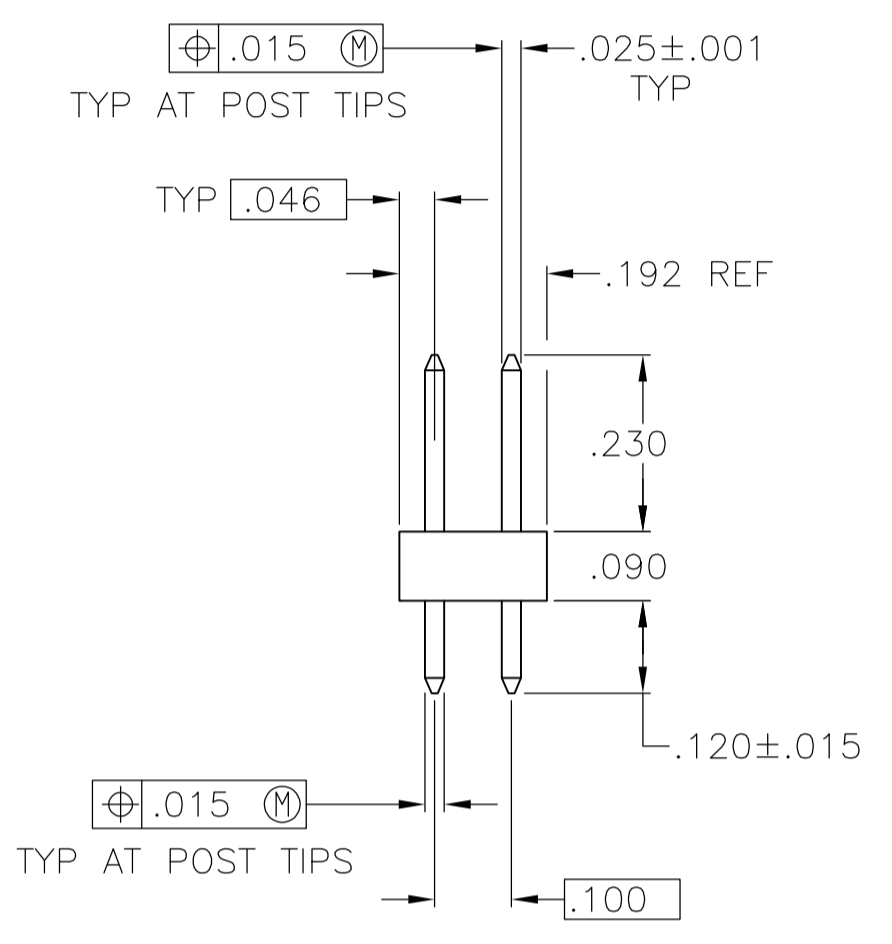
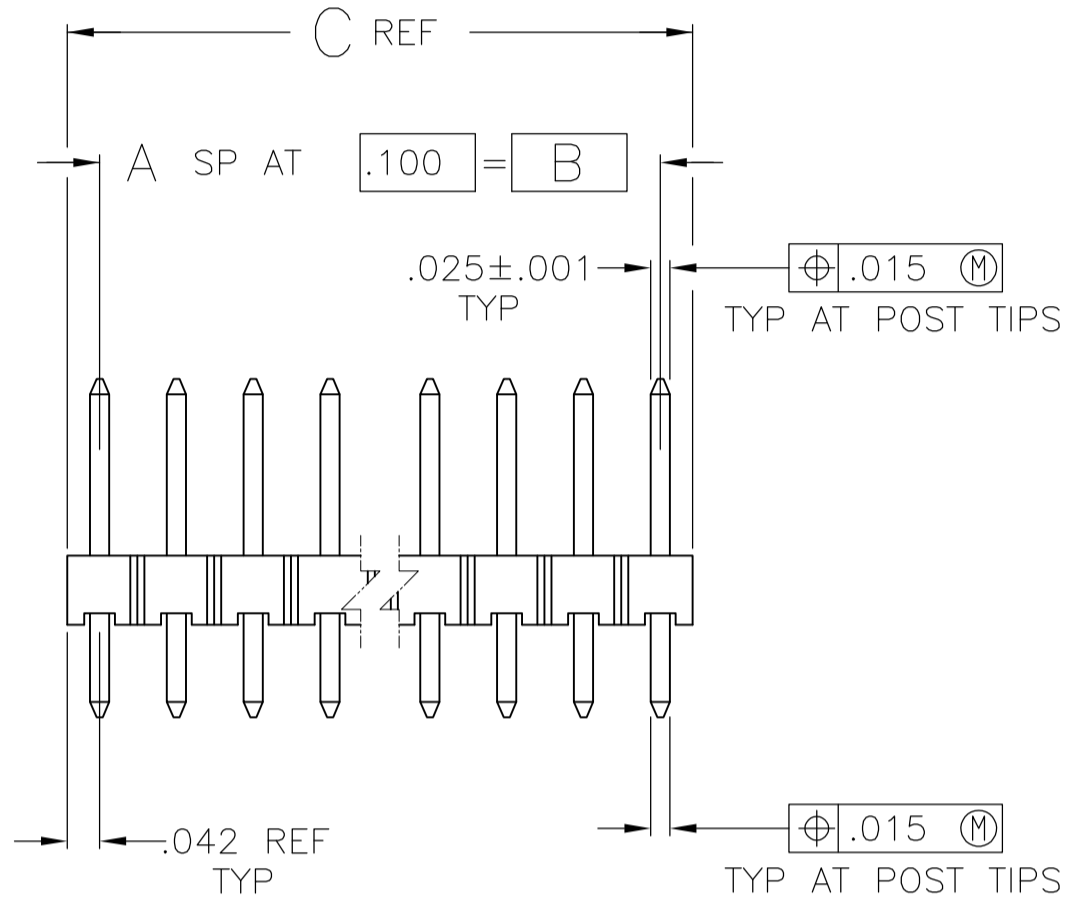
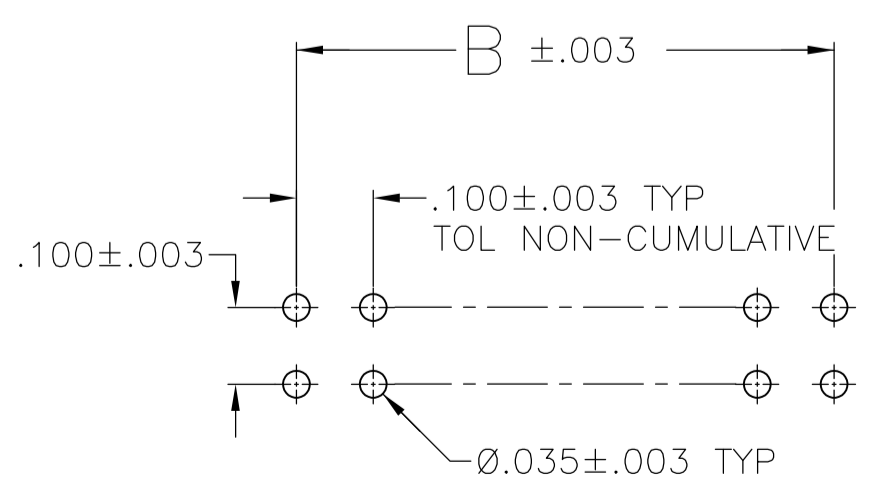


REVISIONS					
P	LTR	DESCRIPTION	DATE	DWN	APVD
P5	REVISED PER	ECO-16-012733	01SEP2016	NK	MM



- 1 TRUE POSITION TOLERANCE OF THE POST TIPS APPLIES WHEN THE HEADERS ARE HELD FLAT AGAINST THE PRINTED CIRCUIT BOARD.
- 2 ASSEMBLY MAY BE BROKEN TO THE DESIRED NUMBER OF POSITIONS.
- 3 .000100-.000200 MATTE TIN-LEAD OVER .000050 NICKEL.
- 4 .000100-.000200 BRIGHT TIN OVER .000050 NICKEL.
- 5 PRELIMINARY PART - NOT RELEASED FOR PRODUCTION.
- 6 HOUSING MATERIAL: FLAME RETARDANT THERMOPLASTIC; COLOR-BLACK.
- 7 OBSOLETE PARTS: OBSOLETE CIS STREAMLINING PER D.RENAUD/D.SINISI



RECOMMENDED HOLE LAYOUT

△	△	1.684	1.600	16	34	4-103328-9
△	△	1.284	1.200	12	26	4-103328-8
△	△	.884	.800	8	18	4-103328-7
△	△	.584	.500	5	12	4-103328-6
△	△	3.984	3.900	39	80	4-103328-5
△	△	.984	.900	9	20	4-103328-4
△	△	.684	.600	6	14	4-103328-3
△	△	.284	.200	2	6	4-103328-2
△	△	.084	—	—	2	4-103328-1
△	△	3.984	3.900	39	80	4-103328-0
△	△	3.884	3.800	38	78	3-103328-9
△	△	3.784	3.700	37	76	3-103328-8
△	△	3.684	3.600	36	74	3-103328-7
△	△	3.584	3.500	35	72	3-103328-6
△	△	3.484	3.400	34	70	3-103328-5
△	△	3.384	3.300	33	68	3-103328-4
△	△	3.284	3.200	32	66	3-103328-3
△	△	3.184	3.100	31	64	3-103328-2
△	△	3.084	3.000	30	62	3-103328-1
△	△	2.984	2.900	29	60	3-103328-0
△	△	2.884	2.800	28	58	2-103328-9
△	△	2.784	2.700	27	56	2-103328-8
△	△	2.684	2.600	26	54	2-103328-7
△	△	2.584	2.500	25	52	2-103328-6
△	△	2.484	2.400	24	50	2-103328-5
△	△	2.384	2.300	23	48	2-103328-4
△	△	2.284	2.200	22	46	2-103328-3
△	△	2.184	2.100	21	44	2-103328-2
△	△	2.084	2.000	20	42	2-103328-1
△	△	1.984	1.900	19	40	2-103328-0
△	△	1.884	1.800	18	38	1-103328-9
△	△	1.784	1.700	17	36	1-103328-8
△	△	1.684	1.600	16	34	1-103328-7
△	△	1.584	1.500	15	32	1-103328-6
△	△	1.484	1.400	14	30	1-103328-5
△	△	1.384	1.300	13	28	1-103328-4
△	△	1.284	1.200	12	26	1-103328-3
△	△	1.184	1.100	11	24	1-103328-2
△	△	1.084	1.000	10	22	1-103328-1
△	△	.984	.900	9	20	1-103328-0
△	△	.884	.800	8	18	103328-9
△	△	.784	.700	7	16	103328-8
△	△	.684	.600	6	14	103328-7
△	△	.584	.500	5	12	103328-6
△	△	.484	.400	4	10	103328-5
△	△	.384	.300	3	8	103328-4
△	△	.284	.200	2	6	103328-3
△	△	.184	.100	1	4	103328-2
△	△	.084	—	—	2	103328-1

△ SUPERSEDED BY 6-146254-1

PLATING	C	B	A	NO OF POSN	PART NUMBER

THIS DRAWING IS A CONTROLLED DOCUMENT.		DIN J.MARTINELLI 10/15/92		STE TE Connectivity	
DIMENSIONS: INCHES		C/K JOHN KNITTLE 23NOV92		APVD B.FLINCHBAUGH NAME	
TOLERANCES UNLESS OTHERWISE SPECIFIED:		3 PLC ± .005		APPLICATION SPEC	
0 PLC ± .005		4 PLC ± .005		SIZE CAGE CODE DRAWING NO	
ANGLES ± .5		WEIGHT		RESTRICTED TO	
MATERIAL POST: COPPER ALLOY		FINISH SEE TABLE		A1 00779 C=103328	
		CUSTOMER DRAWING		SCALE 4:1 SHEET 1 OF 1 REV P5	

Mouser Electronics

Authorized Distributor

Click to View Pricing, Inventory, Delivery & Lifecycle Information:

[TE Connectivity:](#)

[103328-2](#)