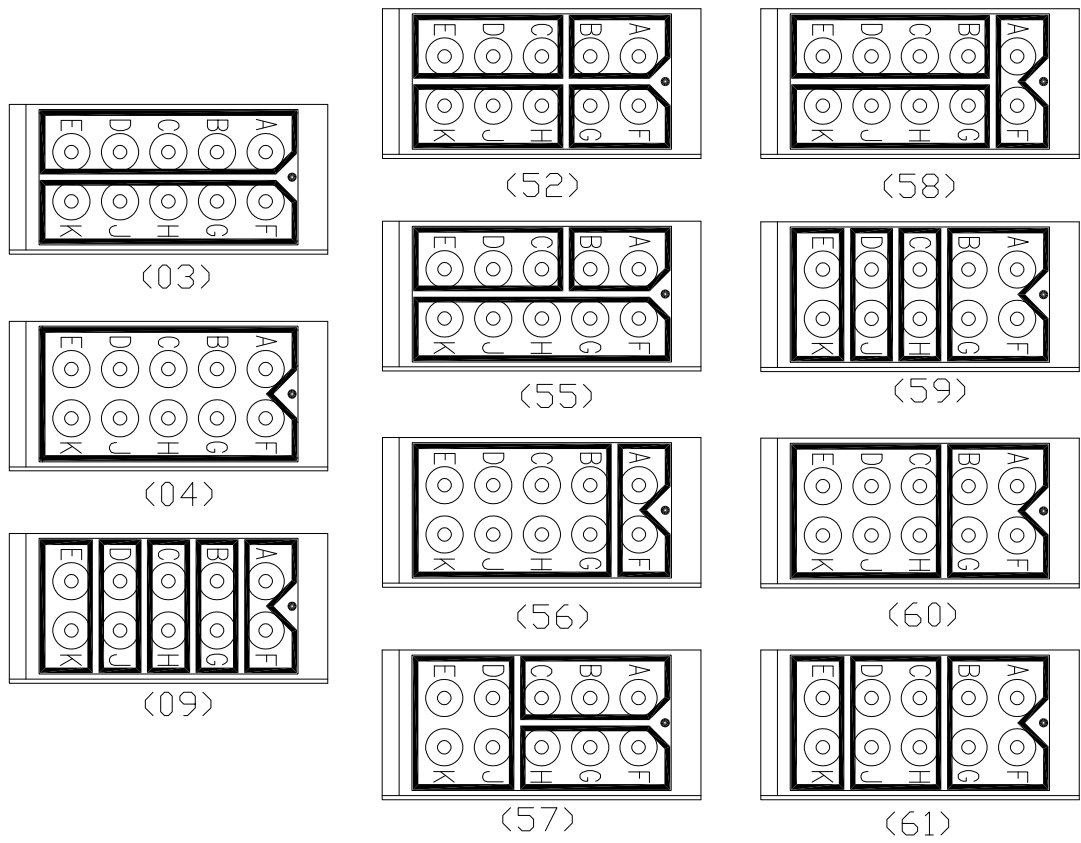
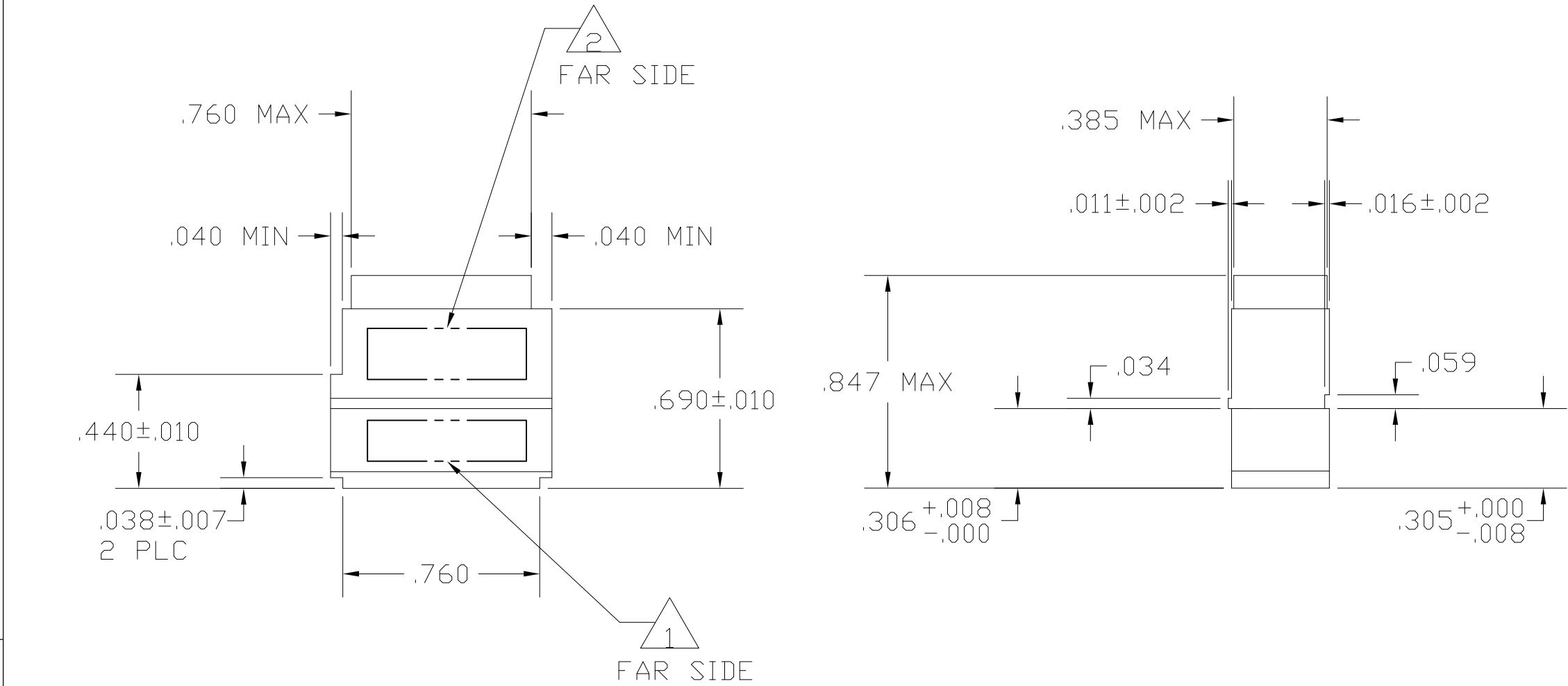
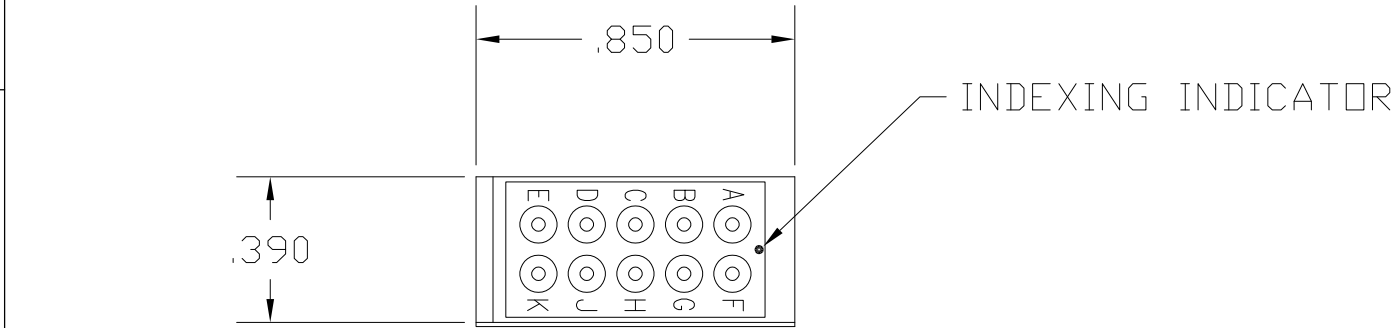


THIS DRAWING IS UNPUBLISHED.	RELEASED FOR PUBLICATION	, 19
© COPYRIGHT 19	BY	ALL INTERNATIONAL RIGHTS RESERVED

DESCRIPTION	MATERIAL	FINISH
MODULE ASSEMBLY	EPOXY EPIALL 1908-B, 703381-1 OR E-484, 703510-1 OR FIBERITE E-8354, 18756-1	COLOR: BLACK
GROMMET	FLUORSILICONE BLEND	COLOR: BLUE
CONTACT SOCKET	BERYLLIUM COPPER ASTM-B194	GOLD PLATE PER MIL-G-45204
RETAINING CLIP	BERYLLIUM COPPER ASTM-B194 OR STAINLESS STEEL PER QQ-S-766	NONE
CONTACTS	COPPER ALLOY PER MIL-C-39029/1	GOLD PLATE PER MIL-G-45204
SEALING PLUGS	F.E.P. PER MIL-P-19468	COLOR: RED

REVISIONS					
P	F	ZONE	LTR	DESCRIPTION	DATE
			A1	REVISED PER ECO-11-005030	21MAR11
					HMR



BUSSING ARRANGEMENTS

- CONTACTS AND SEALING PLUGS ARE PACKAGED SEPARATELY WHEN REQUIRED.
- BUSSING ARRANGEMENT OUTLINE DENOTES INTERNAL ARRANGEMENT OF SOCKET CONTACTS.
- MARK MODULE ASSEMBLY WITH CUSTOMER PART NO., MILITARY PART NO. IF REQUIRED .060 MINIMUM HIGH CHARACTERS AT APPROXIMATE AREA SHOWN.
- MARK MODULE ASSEMBLY WITH "AMP", PART NO. AND DATE CODE .060 MINIMUM HIGH CHARACTERS AT APPROXIMATE AREA SHOWN.

				PART NO	
DO NOT SCALE PRINT. UNLESS OTHERWISE SPECIFIED DIMENSIONS ARE IN INCHES. TOLERANCES ON: 2 PLC DEC ± --- 3 PLC DEC ± .005 ANGLES ± ---		CONTRACT NO		TE Connectivity	
		DR	T.THOMPSON 06-24-94	NAME MODULE, FEED-BACK SIZE 20 ASSEMBLY TJ	
		CHK	J. HARMAN 7-7-94		
		APPD	J. HARMAN 7-7-94		
MATERIAL		APPD	S. WRIGHT 7-7-94		
		DSGN	APPD	SIZE C	FSCM NO 00779
FINISH		OTHER	APPD	DRAWING NO 592624	
SCALE 2 : 1				SHEET 1 OF 2	

THIS DRAWING IS UNPUBLISHED.

RELEASED FOR PUBLICATION

, 19

© COPYRIGHT 19

BY

ALL INTERNATIONAL RIGHTS RESERVED

REVISIONS							
P	F	ZONE	LTR	DESCRIPTION		DATE	APPROVED
			-	--- SEE SHEET ONE ---		-	-

M81714/2-DC2						X						X	X	2-592624-2
	X													2-592624-1
	X											X	X	2-592624-0
		X												1-592624-9
M81714/2-DB3		X										X	X	1-592624-8
			X											1-592624-7
			X									X	X	1-592624-6
				X										1-592624-5
				X								X	X	1-592624-4
					X									1-592624-3
M81714/2-DC1					X							X	X	1-592624-2
						X								1-592624-1
M81714/2-DB2						X						X	X	1-592624-0
							X							592624-9
								X						592624-8
M81714/2-DD1							X					X	X	592624-7
								X						592624-6
M81714/2-DE1								X				X	X	592624-5
									X					592624-4
M81714/2-DA1									X			X	X	592624-3
										X				592624-2
M81714/2-DB1										X		X	X	592624-1

MARKING	6160595857565552090403	SEALING PLUG QTY 2	CONTACTS QTY 11	PART NO.
	BUSSING ARRANGEMENTS			

DO NOT SCALE PRINT. UNLESS OTHERWISE SPECIFIED DIMENSIONS ARE IN INCHES. TOLERANCES ON: 2 PLC DEC ± 3 PLC DEC ± ANGLES ±

MATERIAL

FINISH

CONTRACT NO

DR T.THOMPSON 06-24-94

CHK J. HARMAN 7-7-94

APPD J. HARMAN 7-7-94

APPD S. WRIGHT 7-7-94

DSGN APPD

OTHER APPD

TE Connectivity

NAME

SIZE C

FSCM NO 00779

DRAWING NO 592624

SCALE 1 : 1

SHEET 2 OF 2

PART NO

Mouser Electronics

Authorized Distributor

Click to View Pricing, Inventory, Delivery & Lifecycle Information:

[TE Connectivity:](#)

[592624-1](#)