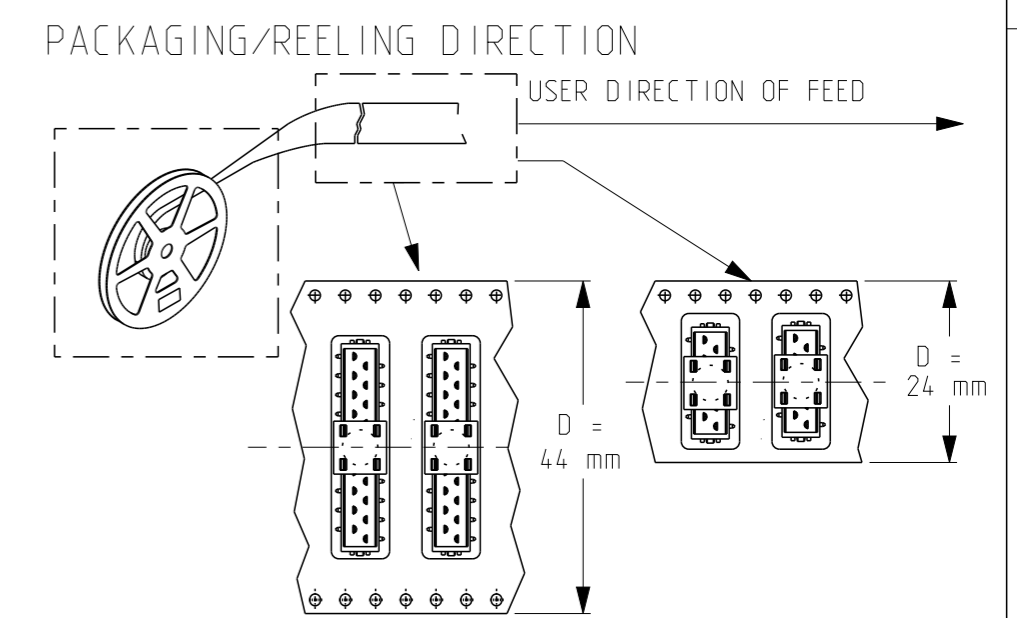
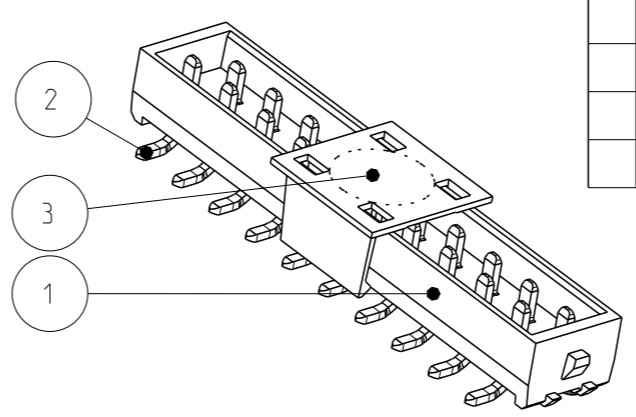
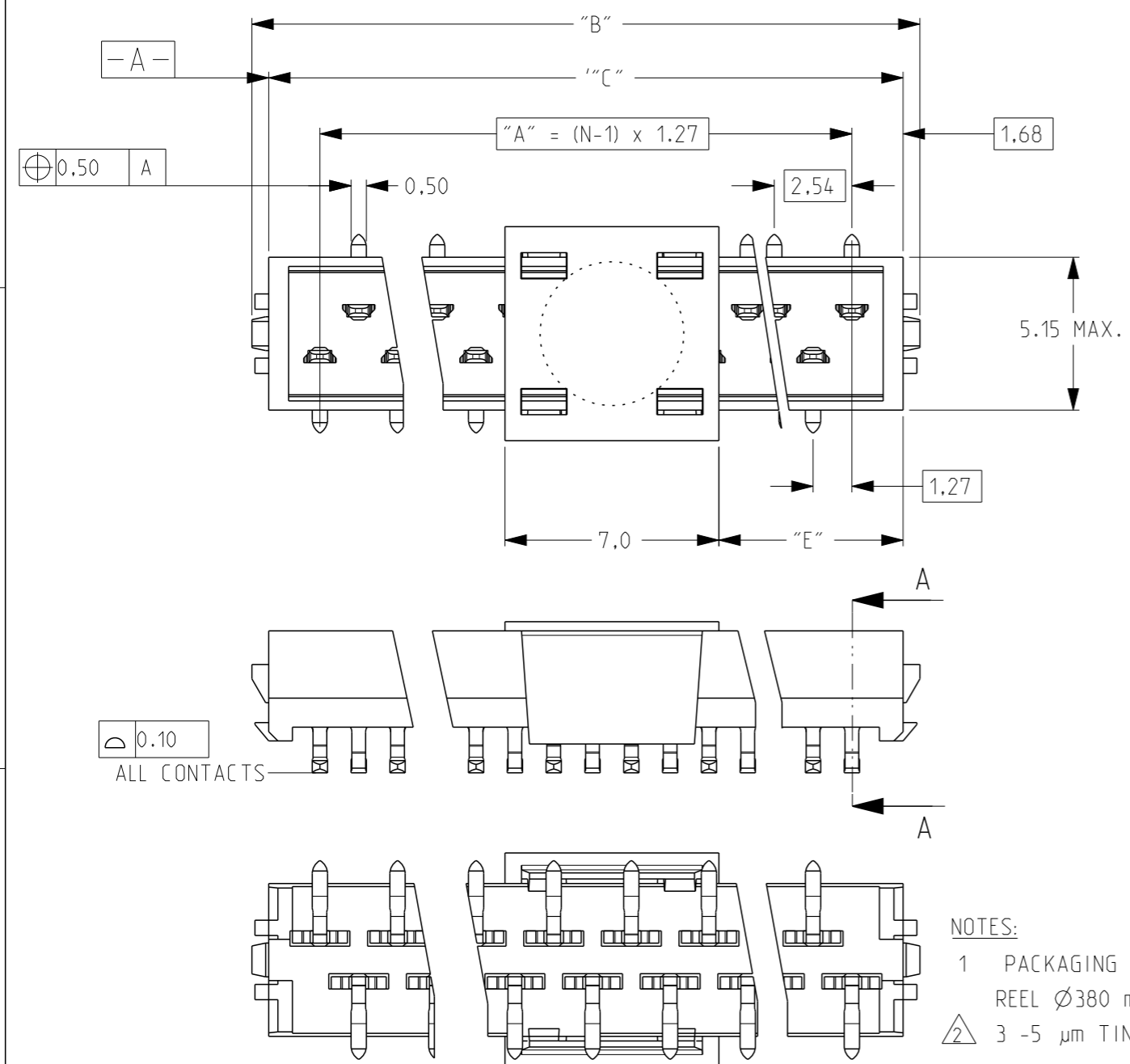


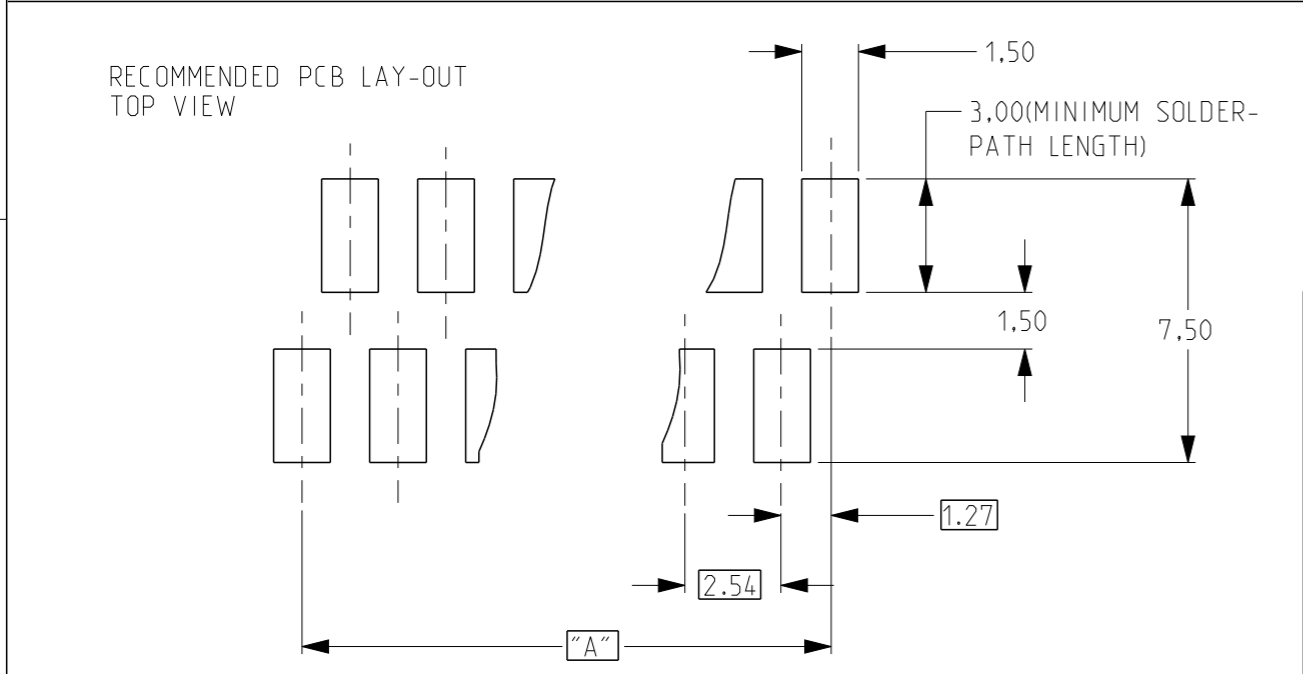
THIS DRAWING IS UNPUBLISHED. RELEASED FOR PUBLICATION DATE: - 2011
 © COPYRIGHT 2011 ALL RIGHTS RESERVED.

LOC	DIST	REVISIONS				
P	LTR	DESCRIPTION	DATE	DWN	APVD	
H	-					
		H ECR -13-008840	30AUG2013	SMT	RP	



- NOTES:
- 1 PACKAGING ACCORDING EIA-481/DIN IEC 286, REEL Ø380 mm
 - 2 3 -5 µm TIN OVER 0.5 µm NICKEL PLATING.

NUMBER OF POSITIONS N	PN -WITHOUT	PN -WITH	"A"	"B"	"C"	TAPE WIDTH "D"	"E"
20	2-338728-0	9-338728-0	24.1	28.6	27.5	44	10.2
18	1-338728-8	8-338728-8	21.6	26.1	24.9	44	8.9
16	1-338728-6	8-338728-6	19.0	23.5	22.4	44	7.7
14	1-338728-4	8-338728-4	16.5	21.0	19.9	44	6.4
12	1-338728-2	8-338728-2	14.0	18.5	17.3	44	5.1
10	1-338728-0	8-338728-0	11.4	15.9	14.8	24	3.9
8	338728-8	7-338728-8	8.9	13.4	12.2	24	2.6
6	338728-6	7-338728-6	6.4	10.8	9.7	24	1.3
4	338728-4	7-338728-4	3.8	8.3	7.2	24	0.1



THIS DRAWING IS A CONTROLLED DOCUMENT.

DIMENSIONS:	TOLERANCES UNLESS OTHERWISE SPECIFIED:
mm	0 PLC ±0.2
	1 PLC ±0.1
	2 PLC ±0.05
	3 PLC ±0.01
	4 PLC ±-
	ANGLES ±°-
MATERIAL	FINISH
SEE TABLE	SEE TABLE

3	PICK AND PLACE FEATURE	PA 4.6, 30% GF, COLOR GREY	
2	CONTACT	TIN BRASS	
1	HOUSING	Pa 4.6, 30% GF, COLOR: RED	
Item no	Description	Material	Finish
DWN	M.Gosselink		
CHK			
APVD		NAME	
PRODUCT SPEC	108-19052	Micro-MaTch Male On Board SMD connector	
APPLICATION SPEC	114-13318	SIZE	RESTRICTED TO
WEIGHT	-	A3 00779	C=338728
CUSTOMER DRAWING		SCALE	SHEET
		5:1	1 OF 1
			REV H

Mouser Electronics

Authorized Distributor

Click to View Pricing, Inventory, Delivery & Lifecycle Information:

[TE Connectivity:](#)

[8-338728-4](#)