

Device connector, rear mounting - PV-12P1N12HG00 - 1592497

Please be informed that the data shown in this PDF Document is generated from our Online Catalog. Please find the complete data in the user's documentation. Our General Terms of Use for Downloads are valid (<http://phoenixcontact.com/download>)




Device connector, rear mounting, straight, Screw locking, M16, number of positions: 12, type of contact: Pin, Solder connection, Axial O-ring, Central fixing, shielded: no

The figure shows the 14-pos.
product version

RoHS

Key Commercial Data

Packing unit	12 pc
Minimum order quantity	48 pc
GTIN	 4 046356 191319
GTIN	4046356191319

Technical data

General

Type of locking	Screw locking
Insertion/withdrawal cycles mechanical	50
Coding	N
Contact connection method	Solder connection
Type of contacts	Pin
Number of positions	12
Litz wire cross section of power contacts min.	0.08 mm ²
Litz wire cross section of power contacts max.	0.34 mm ²
Nominal current per power contact at 25°C	800 mA
Pg housing screw connection	none
Mounting type	Central fixing

Ambient conditions

Ambient temperature	-20 °C ... 125 °C
Degree of protection	IP67

Device connector, rear mounting - PV-12P1N12HG00 - 1592497

Technical data

Material

Housing material	Turned parts: copper zinc alloy (CuZn), die-cast parts: zinc (GD-Zn)
Insulator material	PA 6.6
Contact material	CuZn
Contact surface	Nickel-plated, gold coating
Gasket and O-ring material	FPM

Specifications according to DIN EN 61984:2001

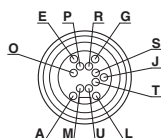
Installation height max.	2000 m
Nominal / operating voltage of power contacts	100 V
Rated surge voltage of power contacts	0.8 kV
Overvoltage category of power contacts	II
Degree of pollution of power contacts	3
Overvoltage category of signal contacts	II
Degree of pollution of signal contacts	3

Environmental Product Compliance

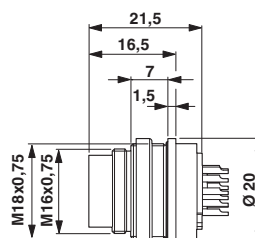
China RoHS	Environmentally Friendly Use Period = 50
	For details about hazardous substances go to tab "Downloads", Category "Manufacturer's declaration"

Drawings

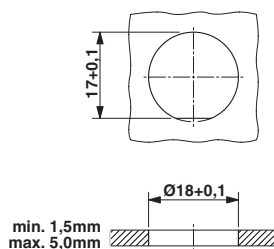
Schematic diagram



Dimensional drawing



Dimensional drawing



Phoenix Contact 2018 © - all rights reserved
<http://www.phoenixcontact.com>

PHOENIX CONTACT GmbH & Co. KG
Flachsmarktstr. 8
32825 Blomberg
Germany
Tel. +49 5235 300
Fax +49 5235 3 41200
<http://www.phoenixcontact.com>

Mouser Electronics

Authorized Distributor

Click to View Pricing, Inventory, Delivery & Lifecycle Information:

Phoenix Contact:

1592497