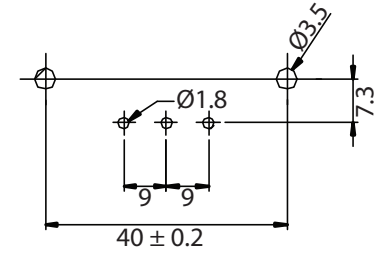
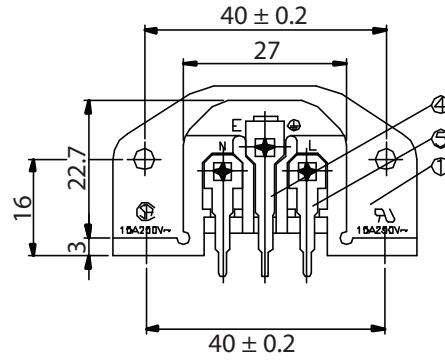
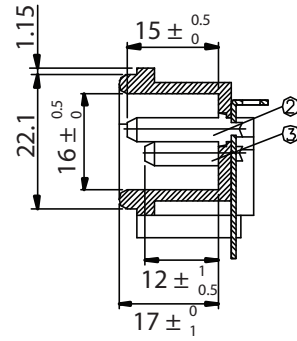
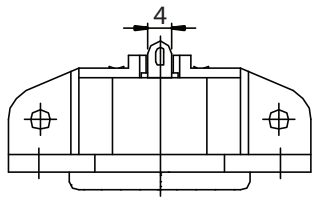
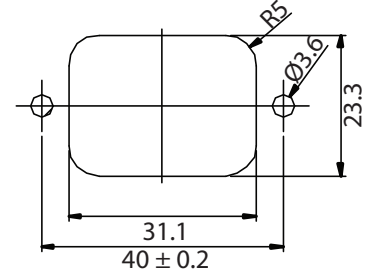
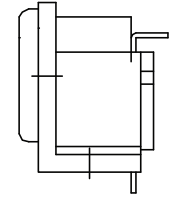
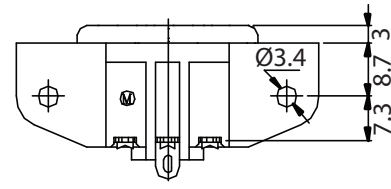
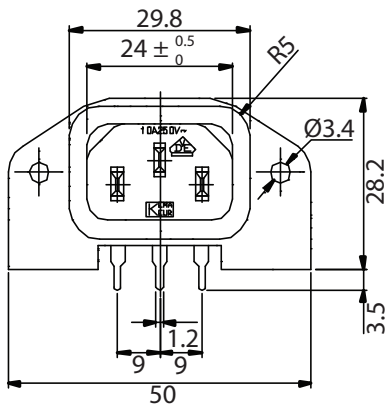


THESE DRAWINGS ARE THE PROPERTY OF QUALTEK ELECTRONICS AND NOT TO BE REPRODUCED FOR OR COMMUNICATED TO A THIRD PARTY WITHOUT THE EXPRESS WRITTEN PERMISSION OF AN OFFICER OF QUALTEK ELECTRONICS.

REVISION			
REV.	DESCRIPTION	DATE	APPROVED
B	RoHS Compliancy	06-01-06	DP



PCB LAYOUT



PANEL CUTOUT

**CONTROLLED**

NOTES:

RATING:

UL, CSA: 15A 250V AC  
VDE: 10A 250V AC

APPROVALS: UL, CSA, VDE  
RoHS COMPLIANT

5	Soldering PIN Bronze Strip t=0.8mm Tin-Plated	2
4	Soldering PIN Bronze Strip t=0.8mm Tin-Plated	1
3	Contact PIN Bronze Strip t=2mm Ni-Plated	2
2	Contact PIN Bronze Strip t=2mm Ni-Plated	1
1	Body Insulator Black Color	1

Dim range (mm)	Tolerance +/- (mm)	Qualtek Electronics Corp. PPC DIVISION		
		Part Number: 703W-00/54 <span style="border: 1px solid green; padding: 2px;">RoHS Compliant</span>		
0-1	0.15	Description: <b>AC RECEPTACLE</b>		
1-6	0.20			
6-18	0.30		UNIT: mm	REV. B
18-50	0.50			
50-120	0.70	Drawn / Date	Checked / Date	Approved / Date
120-250	0.90	B.ZHANG 06-25-02	06-25-02	JJH / 06-25-02
250-500	1.20			

# Mouser Electronics

Authorized Distributor

Click to View Pricing, Inventory, Delivery & Lifecycle Information:

[Qualtek:](#)

[703W-00/54](#)