

Surface Mount Fuse, PTC, 2920 or 3425 footprint, 60 VDC



6.0 - 60.0VDC · 0.3 - 2.6A

See below:

[Approvals and Compliances](#)

### Description

- Directly solderable on printed circuit boards
- Compliant with customer individual selection of test conditions of AEC-Q200 Rev-C-

### Applications

- Computer & Peripherals
- General electronics
- Automotive applications

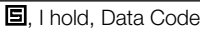
### References

[Packaging Details](#)

### Weblinks

[pdf datasheet](#), [html-datasheet](#), [General Product Information](#), [Packaging details](#), [Distributor-Stock-Check](#), [Detailed request for product](#)

### Technical Data

V max	6.0 - 60.0 VDC	Soldering Methods	Reflow <a href="#">Soldering Profile</a>
I max	40 - 100A	Solderability	245 °C / 3sec
I hold	0.3 - 2.6A	Resistance to Soldering Heat	260 °C / 10sec
Attachment	PCB,SMT	Passing Aging	+85 °C, 1000 Hours -> +/- 5% Typical Resistance Change
Allowable Operation Temperature	-40 °C to 85 °C	Humidity Aging	+85 °C, 85% r.h., 7 Days -> +/- 5% Typical Resistance Change
Material: Terminals	Tin-Plated Brass	Thermal Shock	MIL-STD-202, Method 107 (+125 °C to -55 °C, 10 Cycles) -> +/- 15% Typical Resistance Change
Weight	0.4 g	Vibration	MIL-STD-883C, Method 2007.1, Test Condition A
Storage Conditions	0 °C to 40 °C, max. 70% r.h.		
Product Marking	 I hold, Data Code		



### Approvals and Compliances

Detailed information on product approvals, code requirements, usage instructions and detailed test conditions can be looked up in [Details about Approvals](#)

### Approvals



The approval mark is used by the testing authorities to certify compliance with the safety requirements placed on electronic products.

Approval Reference Type: PFSM

Approval Logo	Certificates	Certification Body	Description
	TUEV Approvals	TUEV	Technischer Überwachungsverein
	UL Approvals	UL	UL File Number: E172175

### Product standards

Product standards that are referenced

Organization	Design	Standard	Description
	Designed according to	UL 1434	Thermistor-type devices
	Designed according to	CSA 22.2 No. 0 TIL No. CA-3A	General requirements - Canadian electrical code, part II





**Application standards**

Application standards where the product can be used

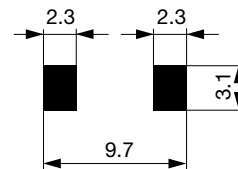
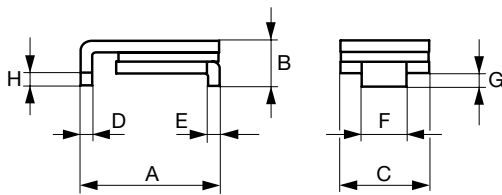
Organization	Design	Standard	Description
	Designed for applications acc.	IEC/UL 60950	IEC 60950-1 includes the basic requirements for the safety of information technology equipment.

**Compliances**

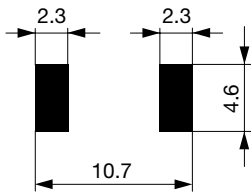
The product complies with following Guide Lines

Identification	Details	Initiator	Description
	CE declaration of conformity	SCHURTER AG	The CE marking declares that the product complies with the applicable requirements laid down in the harmonisation of Community legislation on its affixing in accordance with EU Regulation 765/2008.
	RoHS	SCHURTER AG	EU Directive RoHS 2011/65/EU
	China RoHS	SCHURTER AG	The law SJ / T 11363-2006 (China RoHS) has been in force since 1 March 2007. It is similar to the EU directive RoHS.
	REACH	SCHURTER AG	On 1 June 2007, Regulation (EC) No 1907/2006 on the Registration, Evaluation, Authorization and Restriction of Chemicals 1 (abbreviated as "REACH") entered into force.

**Dimension [mm]**

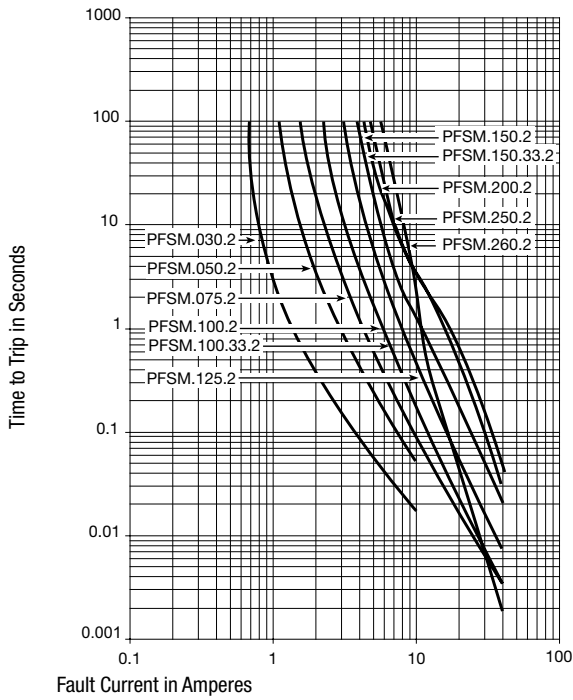


Solder pads PFSM.030.2 - PFSM.125.2 and PFSM.260.2



Solder pads PFSM.150.2, PFSM.200.2 and PFSM.250.2

Time-Current-Curves



Dimensions

A min [mm]	A max [mm]	B max [mm]	C max [mm]	D min [mm]	D max [mm]	E min [mm]	E max [mm]	F min [mm]	F max [mm]	G min [mm]	G max [mm]	H min [mm]	Order Number
6.73	7.98	3.18	5.44	0.56	0.71	0.56	0.71	2.16	2.41	0.66	1.37	0.43	PFSM.030.2
6.73	7.98	3.18	5.44	0.56	0.71	0.56	0.71	2.16	2.41	0.66	1.37	0.43	PFSM.050.2
6.73	7.98	3.18	5.44	0.56	0.71	0.56	0.71	2.16	2.41	0.66	1.37	0.43	PFSM.075.2
6.73	7.98	3	5.44	0.56	0.71	0.56	0.71	2.16	2.41	0.66	1.37	0.43	PFSM.100.2
6.73	7.98	3	5.44	0.56	0.71	0.56	0.71	2.16	2.41	0.66	1.37	0.43	PFSM.100.33.2
6.73	7.98	3	5.44	0.56	0.71	0.56	0.71	2.16	2.41	0.66	1.37	0.43	PFSM.125.2
8	9.5	3	6.71	0.56	0.71	0.56	0.71	3.68	3.94	0.66	1.37	0.43	PFSM.150.2
8	9.5	3	6.71	0.56	0.71	0.56	0.71	3.68	3.94	0.66	1.37	0.43	PFSM.150.33.2
8	9.5	3	6.71	0.56	0.71	0.56	0.71	3.68	3.94	0.66	1.37	0.43	PFSM.200.2
8	9.5	3	6.71	0.56	0.71	0.56	0.71	3.68	3.94	0.66	1.37	0.43	PFSM.250.2

Most Popular.

Availability for all products can be searched real-time: <https://www.schurter.com/en/Stock-Check/Stock-Check-SCHURTER>

Thermal Derating Chart Ihold [A]

-40 °C	-20 °C	0 °C	23 °C	40 °C	50 °C	60 °C	70 °C	85 °C	Order Number
0.45	0.4	0.35	0.3	0.25	0.23	0.2	0.17	0.14	PFSM.030.2
0.76	0.67	0.59	0.5	0.42	0.38	0.33	0.29	0.23	PFSM.050.2
1.13	1.01	0.88	0.75	0.62	0.56	0.5	0.44	0.34	PFSM.075.2
1.66	1.47	1.29	1.1	0.91	0.83	0.73	0.64	0.5	PFSM.100.2
1.66	1.47	1.29	1.1	0.91	0.83	0.73	0.64	0.5	PFSM.100.33.2
1.89	1.68	1.46	1.25	1.04	0.94	0.83	0.73	0.56	PFSM.125.2
2.27	2.01	1.76	1.5	1.25	1.13	0.99	0.87	0.68	PFSM.150.2
2.27	2.01	1.76	1.5	1.25	1.13	0.99	0.87	0.68	PFSM.150.33.2
3.02	2.68	2.34	2	1.66	1.5	1.32	1.16	0.9	PFSM.200.2
3.78	3.35	2.93	2.5	2.08	1.88	1.65	1.45	1.13	PFSM.250.2

Most Popular.

Availability for all products can be searched real-time: <https://www.schurter.com/en/Stock-Check/Stock-Check-SCHURTER>

**Electrical Characteristics at 23 °C**

V max [VDC]	I max [A]	I hold [A]	I trip [A]	R initial min [Ω]	R 1hour max [Ω]	Max Time to trip [A]	Max Time to Trip [s]	Tripped Power Dissipation [W]	Order Number
60.0	40	0.3	0.6	0.9	4.8	1.5	3	1.70	PFSM.030.2
60.0	40	0.5	1	0.35	1.4	2.5	4	1.70	PFSM.050.2
30.0	80	0.75	1.5	0.23	1	8	0.3	1.70	PFSM.075.2
30.0	80	1.1	2.2	0.12	0.48	8	0.5	1.70	PFSM.100.2
33.0	40	1.1	2.2	0.12	0.41	8	0.5	1.70	PFSM.100.33.2
15.0	100	1.25	2.5	0.07	0.25	8	2	1.70	PFSM.125.2
15.0	100	1.5	3	0.06	0.25	8	5	1.90	PFSM.150.2
33.0	40	1.5	3	0.06	0.23	8	5	1.90	PFSM.150.33.2
15.0	100	2	4	0.045	0.125	8	12	1.90	PFSM.200.2
15.0	100	2.5	5	0.024	0.085	8	25	1.90	PFSM.250.2

■ Most Popular.

Availability for all products can be searched real-time: <https://www.schurter.com/en/Stock-Check/Stock-Check-SCHURTER>

Packaging Unit	Product Range	Blister Tape 36 cm Reel (2000 pcs.)
	PFSM.030.2 - PFSM.125.2	Blister Tape 36 cm Reel (2000 pcs.)
	PFSM.150.2 - PFSM.250.2	Blister Tape 36 cm Reel (1500 pcs.)
	PFSM.260.2	Blister Tape 36 cm Reel (2000 pcs.)

# Mouser Electronics

Authorized Distributor

Click to View Pricing, Inventory, Delivery & Lifecycle Information:

[Schurter:](#)

[PFSM.125.2](#) [PFSM.200.2](#) [PFSM.250.2](#) [PFSM.075.2](#) [PFSM.150.2](#) [PFSM.100.2](#) [PFSM.050.2](#) [PFSM.030.2](#)  
[PFSM.150.33.2](#)