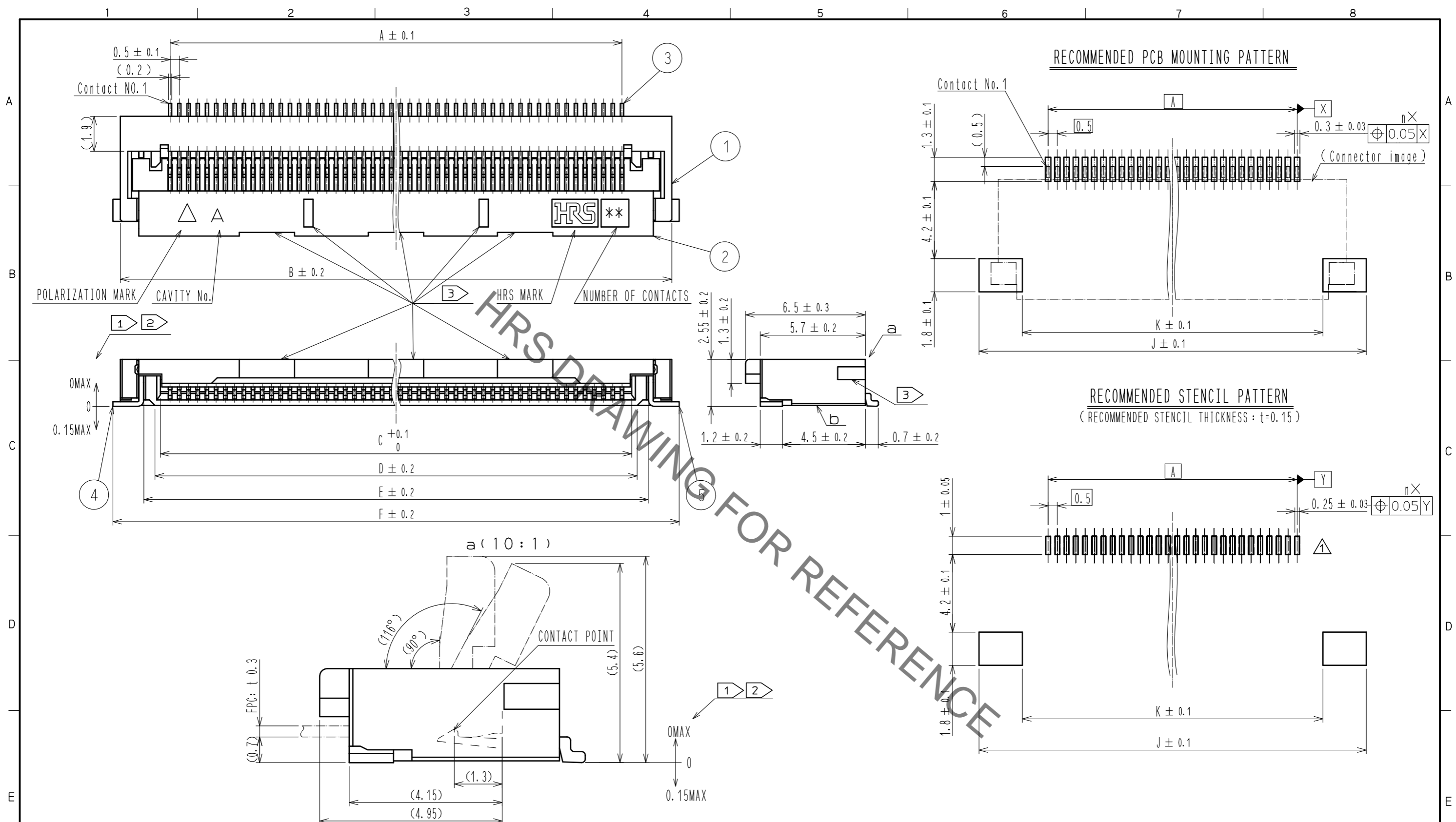


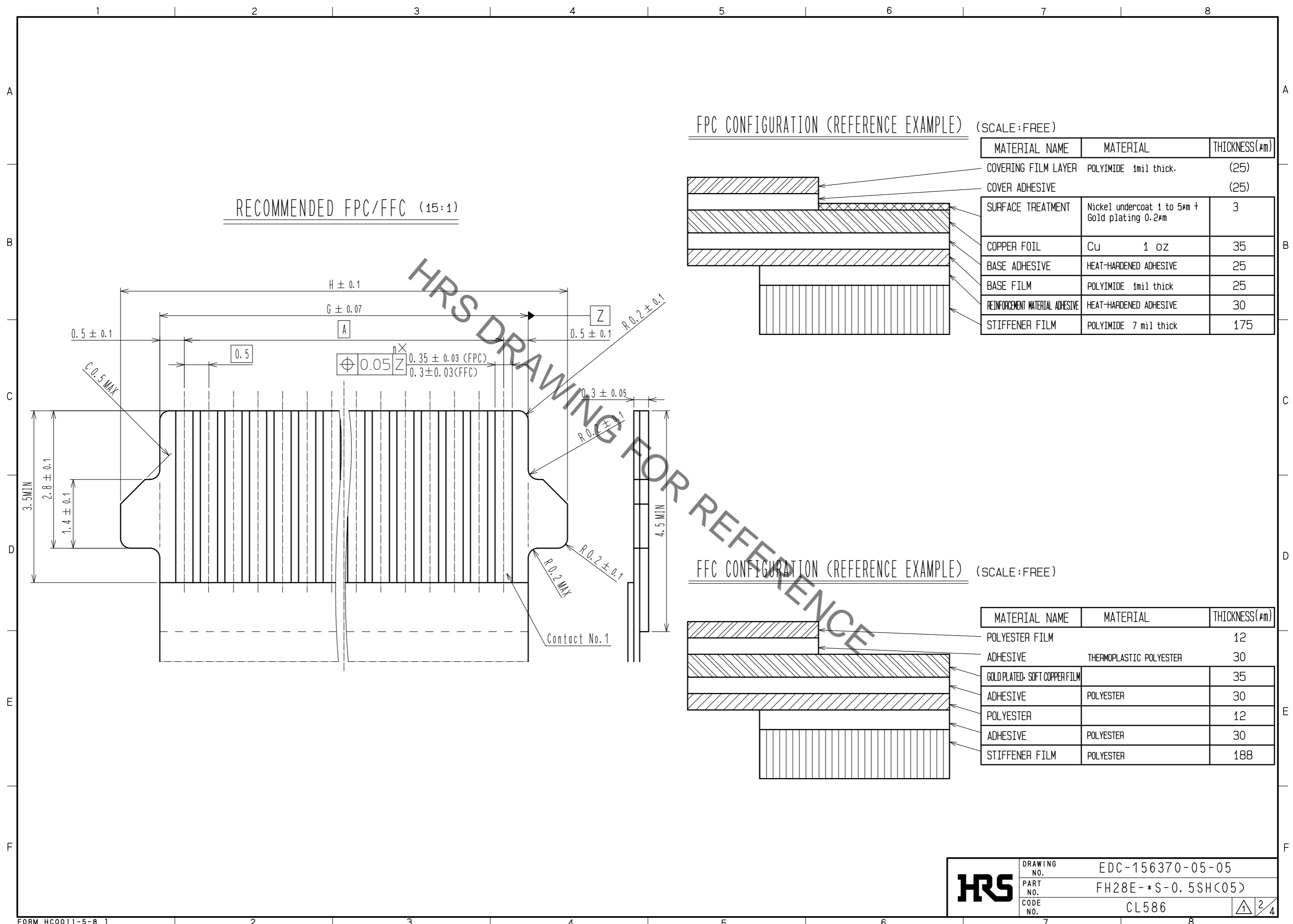
Dec.1.2020 Copyright 2020 HIROSE ELECTRIC CO., LTD. All Rights Reserved.
In case of consideration for using Automotive equipment / device which demand high reliability, kindly contact our sales window correspondents.



- NOTES
- 1 Lead CO-PLANARITY including reinforced metal fittings shall be 0.1 MAX.
 - 2 Dimension: from reference b.
 - 3 Indicates notches or holes to prevent sink marks. The design and the location are discretionary, depending on the number of contacts.
 4. This product satisfies halogen free requirements defined as 900ppm maximum chlorine, 900ppm maximum bromine, and 1500ppm maximum total of chlorine and bromine.
 5. 'n' represents the number of contacts.
 6. The dimensions in parentheses are for reference.

5	BRASS	TIN PLATING 1#MMIN OVER NICKEL 1#MMIN											
4	BRASS	TIN PLATING 1#MMIN OVER NICKEL 1#MMIN	9	(CONNECTOR)									
3	PHOSPHOR BRONZE	GOLD PLATING 0.05#MMIN OVER NICKEL 1#MMIN	8	POLYSTYRENE									
2	LCP	(BLACK)	UL94V-0	7	POLYESTER								
1	LCP	(GRAY)	UL94V-0	6	POLYSTYRENE								
NO.	MATERIAL	FINISH .	REMARKS	NO.	MATERIAL	FINISH .	REMARKS						
UNITS	mm	SCALE	5 : 1	COUNT	2	DESCRIPTION OF REVISIONS	DIS-F-00003611	DESIGNED	OTNIEL RINALDO	CHECKED	FN. TAMURA	DATE	18.07.27
APPROVED		:NF. MIYAZAKI		15.10.17		DRAWING NO.		EDC-156370-05-05					
CHECKED		:HS. SAKAMOTO		15.10.17		PART NO.		FH28E-*S-0.5SH(C05)					
DESIGNED		:RT. IKEDA		15.10.17		CODE NO.		CL586					
DRAWN		:RN. IIDA		15.10.15									

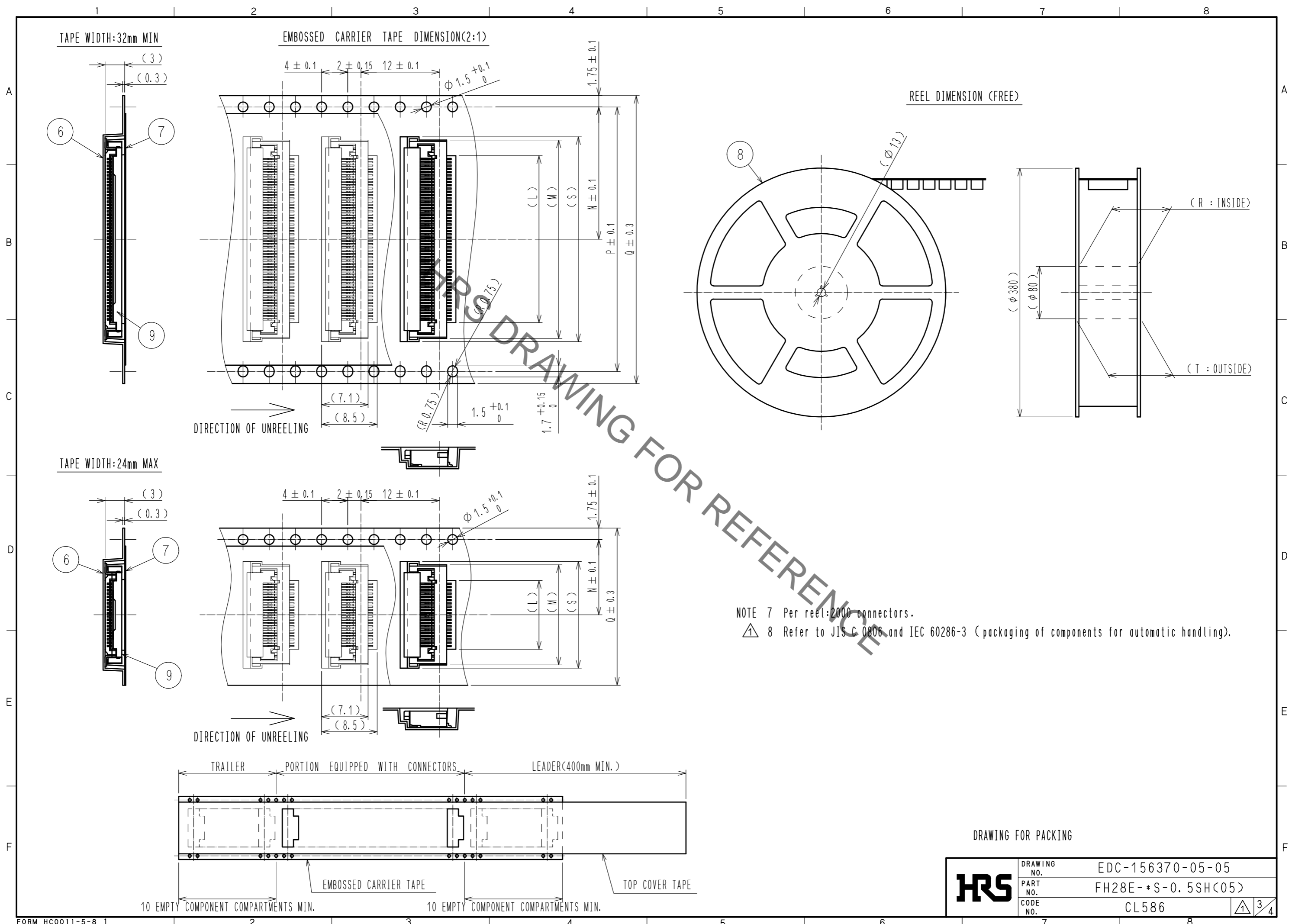
Dec.1.2020 Copyright 2020 HIROSE ELECTRIC CO., LTD. All Rights Reserved.
In case of consideration for using Automotive equipment / device which demand high reliability, kindly contact our sales window correspondents.



HRS	DRAWING NO.	EDC-156370-05-05
	PART NO.	FH28E-*S-0.5SH<05>
	CODE NO.	CL586

1/2/4

Dec.1.2020 Copyright 2020 HIROSE ELECTRIC CO., LTD. All Rights Reserved.
 In case of consideration for using Automotive equipment / device which demand high reliability, kindly contact our sales window correspondents.



TAPE WIDTH: 32mm MIN

EMBOSSED CARRIER TAPE DIMENSION(2:1)

REEL DIMENSION (FREE)

TAPE WIDTH: 24mm MAX

NOTE 7 Per reel: 2000 connectors.
 ⚠ 8 Refer to JIS C 0806 and IEC 60286-3 (packaging of components for automatic handling).

DRAWING FOR PACKING

HRS	DRAWING NO.	EDC-156370-05-05
	PART NO.	FH28E-*S-0.5SH<05>
	CODE NO.	CL586
		⚠ 3/4

HRS DRAWING FOR REFERENCE

PART No.	CODE No.	Number of contact	DIMENSION TABLE OF CONNECTOR, FPC, FFC, LAND PATTERN AND STENCIL PATTERN										DIMENSION TABLE OF DRAWING FOR PACKING							
			A	B	C	D	E	F	G	H	J	K	L	M	N	P	Q	R	T	S
FH28E-20S-0.5SH(05)	CL580-1822-2-05	20	9.5	14.9	10.57	11.15	12.35	15.7	10.5	12.1	16.7	12	10.5	15.3	11.5	-	24	25.4	29.4	16.3
FH28E-30S-0.5SH(05)	CL580-1833-9-05	30	14.5	19.9	15.57	16.15	17.35	20.7	15.5	17.1	21.7	17	15.5	20.3	14.2	28.4	32	33.4	37.4	21.3
⑨ FH28E-40S-0.5SH(07)	CL580-1814-4-07	40	19.5	24.9	20.57	21.15	22.35	25.7	20.5	22.1	26.7	22	20.5	25.3	20.2	40.4	44	45.4	49.4	26.3
FH28E-50S-0.5SH(05)	CL580-1815-7-05	50	24.5	29.9	25.57	26.15	27.35	30.7	25.5	27.1	31.7	27	25.5	30.3	20.2	40.4	44	45.4	49.4	31.3
FH28E-60S-0.5SH(05)	CL580-1834-1-05	60	29.5	34.9	30.57	31.15	32.35	35.7	30.5	32.1	36.7	32	30.5	35.3	26.2	52.4	56	57.4	61.4	36.3
FH28E-68S-0.5SH(05)	CL580-1841-7-05	68	33.5	38.9	34.57	35.15	36.35	39.7	34.5	36.1	40.7	36	34.5	39.3	26.2	52.4	56	57.4	61.4	40.3

⑨ : The specification of (07) is applied to FH28E-40S-0.5SH.

HRS	DRAWING NO.	EDC-156370-05-05	
	PART NO.	FH28E-*S-0.5SH(05)	
	CODE NO.	CL586	① 4/4