

F-29U

Electrical Specifications (@25C)

1. Maximum Power: 132VA
2. Primary: 115V 50/60 Hz
3. Secondary: 12.0VCT or 11.0VCT or 10VCT @ 11.0 Amps*
4. Temperature Rise: 35C TYP (45C MAX allowed)

Description:

The F-29U is part of a series which has a long history of reliable service in the field, made from a proven design and constructed with UL recognized materials.

Construction:

Wound on a single channel nylon bobbin. Materials are UL recognized, Class B (130° C) rated.

Safety:

These products are 100% hipot tested with an insulation of 3000V between primary and secondary windings as well as between the primary / secondary windings and the core.

Dimensions:

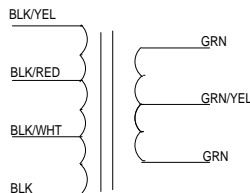
Units: In inches

A	B	C	D	E
4.125	3.50	3.375	2.75±0.30	2.5±0.060

Lead length: 7.0 inches ± 1 inch

Weight: 6.5 lbs

Schematic:



Connections*:

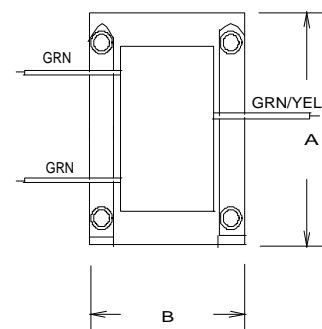
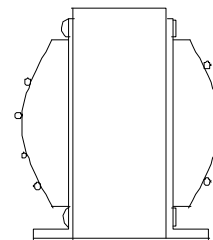
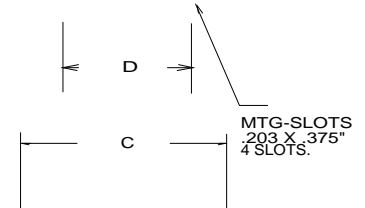
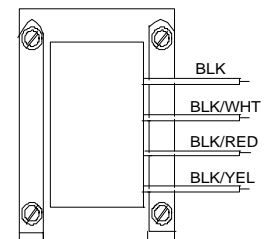
- Applying 115VAC across Black to Black/White will produce an output voltage of 12VCT at rated current
- Applying 115VAC across Black to Black/Red will produce an output voltage of 11VCT at rated current
- Applying 115VAC across Black to Black/Yellow will produce an output voltage of 10VCT at rated current

Only one primary connection should be made at any given time.

CT = Center tap. Measuring a voltage from the CT lead (GRN/YEL) to either Green leads will yield approximately half of the secondary voltage.

RoHS Compliance: As of manufacturing date February 2005, all standard products meet the requirements of 2002/95/EC, known as the RoHS initiative.

* Upon printing, this document is considered "uncontrolled". Please contact Triad Magnetics' website for the most current version.



Mouser Electronics

Authorized Distributor

Click to View Pricing, Inventory, Delivery & Lifecycle Information:

[Triad Magnetics:](#)

[F-29U](#)