

# LF SERIES CLASS CC/CD AND MIDGET (10x38) FUSE BLOCKS

600 V



## Description

The Littelfuse Class CC, CD and midget blocks offer generous space savings and enhanced value. DIN-rail mounting and universal mounting holes are available as well as an indication feature on all Class CD fuse blocks.

## Features/Benefits

- Space-saving design
- Universal mounting holes for easy replacement
- Indication offered on CD blocks
- One hand release from DIN rail optional
- Rejection feature that prevents the insertion of fuses with lower interrupting rating or voltage ratings
- Clip design reduces resistance and heat
- Non DIN-rail fuse blocks have interlocking feature allowing ganging for any number of poles
- Covers available for all amperages to enhance safety

## Specifications

<b>Voltage Rating</b>	600 Vac/dc
<b>Ampere Ratings</b>	L600M Midget (10x38): 30 A L600C Class CC: 30 A LFC Class CD: 60 A L600CM Class CC & Midget: 30 A
<b>Dielectric strength</b>	1200 V minimum
<b>Materials</b>	Clip/terminals: Tin-plated copper alloy Box lug: Copper Screw & captive pressure plate: Zinc-plated steel Base: Thermoplastic UL94 V-0 flammability rating
<b>Withstand Rating (SCCR)</b>	L60030C: 200kA L60030M: 10kA, 20kA or 100kA based on the Midget fuse used LFC600: 200kA
<b>Approvals</b>	L600M: UL Recognized (File: E14721) CSA Certified (File: LR7316) L600C: UL Listed (File: E14721) CSA Certified (File: LR7316) LFC: UL Listed (File: E14721) CSA Certified (File: LR7316) L600CM: UL Recognized (File: E14721) CSA Certified (File: LR7316)
<b>Environmental</b>	RoHS Compliant, Lead (Pb) Free
<b>Recommended Fuses</b>	
<b>Class CC Blocks:</b>	CCMR, KLDR, KLKR
<b>Class CM Block:</b>	Fuses same as CC & Midget Blocks
<b>Class CD Blocks:</b>	CCMR
<b>Midget Blocks:</b>	BLF, BLN, BLS, FLA, FLM, FLO, FLU, CLK, CLKD, KLQ

## Web Resources

Sample requests and technical downloads:  
[littelfuse.com/fuseblocks](http://littelfuse.com/fuseblocks)

## Ordering Information (L600C Class CC and L600M Midget 30 A)

AMP RATING	POLES	CLASS CC ORDERING NUMBER		MIDGET ORDERING NUMBER		CONNECTOR TYPE	TORQUE	WIRE RANGE	WIRE TYPE		BASE TEMP	COVER ORDERING NUMBER				
		NON-DIN*	DINR	NON-DIN*	DINR											
30	1	L60030C1C	L60030C1CDINR	L60030M1C	L60030M1CDINR	Box Lug	4.0 N-m (35 in-lbs)	6-14 AWG	CU Only	Solid / Stranded	125°C	SPL001				
	2	L60030C2C	L60030C2CDINR	L60030M2C	L60030M2CDINR											
	3	L60030C3C	L60030C3CDINR	L60030M3C	L60030M3CDINR											
30	1	L60030C1PQ	L60030C1PQDINR	L60030M1PQ	L60030M1PQDINR	Pressure Plate w/Q.C. Terminal	2.3 N-m (20 in-lbs)	10-14 AWG			CU Only	Solid / Stranded	125°C	SPL001		
	2	L60030C2PQ	L60030C2PQDINR	L60030M2PQ	L60030M2PQDINR											
	3	L60030C3PQ	L60030C3PQDINR	L60030M3PQ	L60030M3PQDINR											
30	1	L60030C1SQ	L60030C1SQDINR	L60030M1SQ	L60030M1SQDINR	Screw w/Q.C. Terminal	2.3 N-m (20 in-lbs)	10-14 AWG					CU Only	Solid / Stranded	125°C	SPL001
	2	L60030C2SQ	L60030C2SQDINR	L60030M2SQ	L60030M2SQDINR											
	3	L60030C3SQ	L60030C3SQDINR	L60030M3SQ	L60030M3SQDINR											

## Ordering Information (L600CM Class CC and Midget Combination 30 A)

AMP RATING	POLES		COMBINATION 2 CLASS CC / 1 MIDGET ORDERING NUMBER		CONNECTOR TYPE	TORQUE	WIRE RANGE	WIRE TYPE	BASE TEMP	COVER ORDERING NUMBER <sup>†</sup>
	CLASS CC	MIDGET	NON-DIN	DINR						
30	2	1	L60030CM3PQ	—	Pressure Plate w/Q.C. Terminal	2.3 N-m (20 in-lbs)	10-14 AWG	CU Only Solid / Stranded	125°C	SPL001

# LF SERIES CLASS CC/CD AND MIDGET (10X38) FUSE BLOCKS

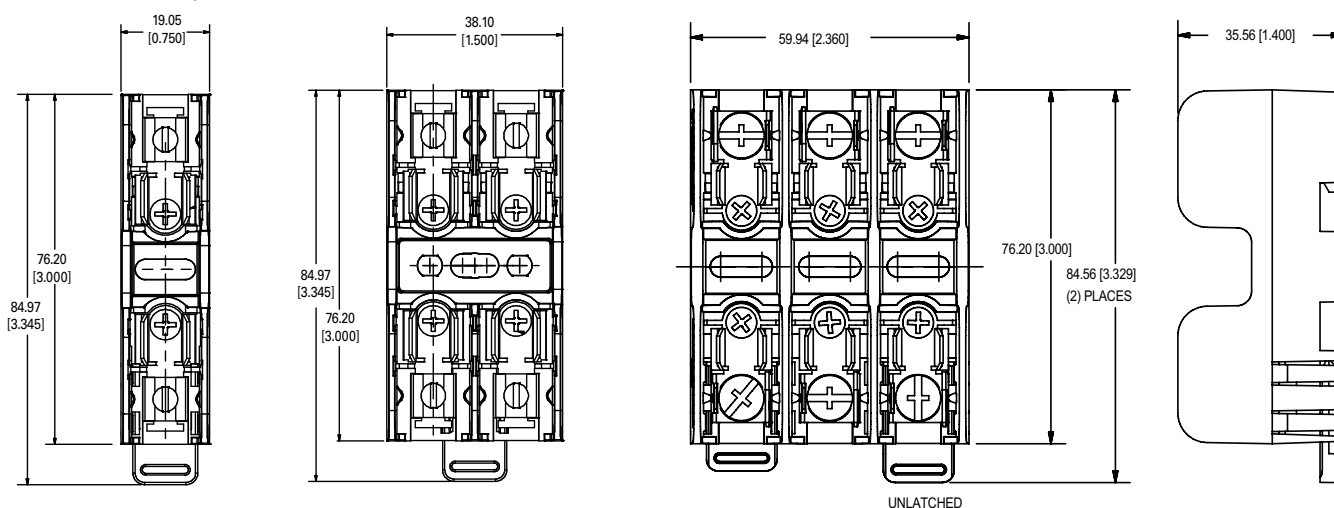
## Ordering Information (LFC Class CD 60 A)

AMP RATING	POLES	ORDERING NUMBER	CONNECTOR TYPE	TORQUE	WIRE RANGE	WIRE TYPE		BASE TEMP RATING	DIN RAIL MOUNT	INDICATION	COVER ORDERING NUMBER <sup>1</sup>
60	1	LFC600601CID	Box Lug	5.6 N-m (50 in-lbs)	2-4 AWG	CU-AL	Solid / Stranded	125°C	•	•	LFC60060FBC
	2	LFC600602CID		2.8 N-m (25 in-lbs)	6-14 AWG						
	3	LFC600603CID									

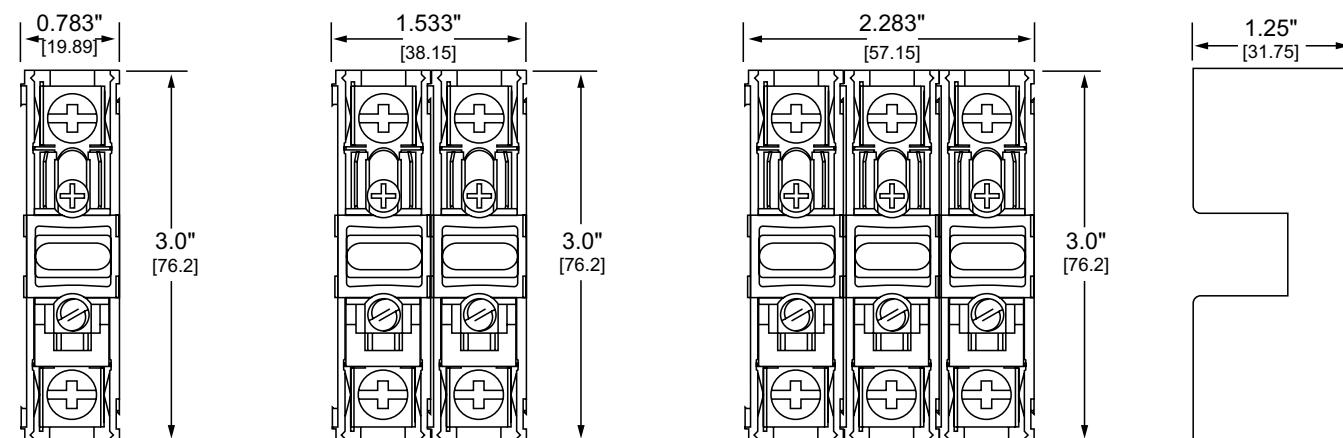
\* Gangable — <sup>1</sup> Covers sold individually. One cover needed for each pole.

## Dimensions mm (inches)

### L600M-DINR Midget and L600C-DINR Class CC 30 A



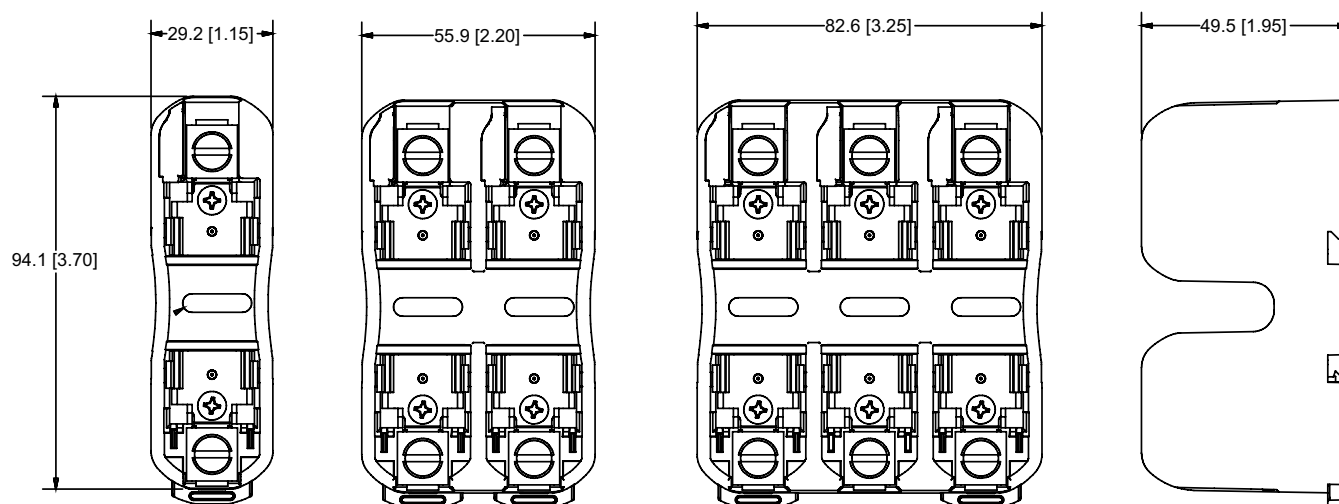
### L600M Midget, L600C Class CC and L600CM Combination 30 A



## LF SERIES CLASS CC/CD AND MIDGET (10X38) FUSE BLOCKS

## Dimensions mm (inches)

## LFC CLASS CD 60 A



# Mouser Electronics

Authorized Distributor

Click to View Pricing, Inventory, Delivery & Lifecycle Information:

## Littelfuse:

[L60030C1CDIN](#) [L60030C1PQDIN](#) [L60030C1SQDIN](#) [L60030C2CDIN](#) [L60030C2PQDIN](#) [L60030C2SQDIN](#)  
[L60030C3CDIN](#) [L60030C3PQDIN](#) [L60030C3SQDIN](#) [L60030M1CDIN](#) [L60030M1PQDIN](#) [L60030M1SQDIN](#)  
[L60030M2CDIN](#) [L60030M2PQDIN](#) [L60030M2SQDIN](#) [L60030M3CDIN](#) [L60030M3PQDIN](#) [L60030M3SQDIN](#)  
[L60030C3CDINR](#) [L60030C3PQDINR](#) [L60030C3SQDINR](#) [L60030M3CDINR](#) [L60030M3PQDINR](#) [L60030M3SQDINR](#)  
[L60030M1PQ](#) [L60030C2PQ](#) [L60030M2PQ](#) [L60030M3PQ](#) [L60060C1C](#) [L60030M2SQ](#) [L60030C3SQ](#) [L60030C1C](#)  
[L60060C2C](#) [L60030C2SQ](#) [L60030M1SQ](#) [L60030C3PQ](#) [L60030C3C](#) [L60030M3C](#) [L60030C1SQ](#) [L60030M1C](#)  
[L60030C2C](#) [L60030M2C](#) [L60030C1PQ](#) [L60030M3SQ](#) [L60060C3C](#) [L60030M3PCB](#) [L60030M2SQDINR](#)  
[L60030M1CDINR](#) [L60030M2PQDINR](#) [L60030M1SQDINR](#) [L60030M2CDINR](#) [L60030M1PQDINR](#) [L60030C1CDINR](#)  
[L60030C1SQDINR](#) [L60030C2SQDINR](#) [L60030C2PQDINR](#) [L60030C1PQDINR](#) [L60030C2CDINR](#) [LFC600603CID](#)  
[LFC600601C](#) [LFC600602C](#) [LFC600603C](#)