


Demonstration board mounting the L6228Q dual full-bridge driver

Data brief

Features

- Operating supply voltage from 8 to 52 V
- 2.8 A output peak current (1.4 A_{r.m.s.})
- R_{DS(on)} 0.73 Ω typ. value @ T_J = 25 °C
- Operating frequency up to 100 kHz
- Non dissipative overcurrent protection
- Dual independent constant t_{OFF} PWM current controllers
- Fast/slow decay mode selection
- Fast decay quasi-synchronous rectification
- Decoding logic for stepper motor full and half-step drive
- Cross conduction protection
- Thermal shutdown
- Undervoltage lockout
- Integrated fast free wheeling diodes



Description

The L6228Q is a DMOS fully integrated stepper motor driver, realized in BCD multipower technology.

The L6228Q includes the circuitry to drive a two-phase bipolar stepper motor: a dual DMOS full-bridge, the constant off-time, the PWM current controller performing the chopping regulation and the phase sequence generator, which generates the stepping sequence. The device features a non-dissipative overcurrent protection on the high-side power MOSFETs and thermal shutdown.

1 Board description

Table 1. EVAL6228QR electrical specifications (recommended values)

Parameter	Value
Supply voltage range (VS)	8 V to 52 V DC
Output current rating (OUTx)	up to 1.4 A _{r.m.s.}
Switching frequency	up to 100 kHz
Voltage reference range (REFA, REFB)	0 to + 5 V
Input and enable voltage range	0 to + 5 V
L6228Q thermal resistance junction-to-ambient	42 °C/W

Figure 1. EVAL6228QR demonstration board description




Table 2. EVAL6228QR pin connections

Name	Type	Function
VS	Power supply	Bridge A and bridge B power supply
PGND	Ground	Power ground terminal
CLOCK	Logic input	Step clock input
CW/CCW	Logic input	Selects the direction of the rotation (high = CW; low = CCW).
CONTROL	Logic input	Decay mode selector (high = SLOW decay; low = FAST decay)
HALF / FULL	Logic input	Step mode selector (high = half-step; low = full-step)
EN	Logic input / output	Chip-enable (active high). When low, all power DMOSs are switched OFF (both bridge A and bridge B).
RESET	Logic input	Reset pin (active low). When low, the phase sequence generator is reset to home state (state 1).
DIAG	Logic input	Diagnostic pin. When low, an overcurrent or overtemperature event is signaled.
SGND	Ground	Signal ground terminal
REFA	Analog input	Bridge A current controller reference voltage
REFB	Analog input	Bridge B current controller reference voltage
OUT1A	Power output	Bridge A output 1
OUT2A	Power output	Bridge A output 2
OUT1B	Power output	Bridge B output 1
OUT2B	Power output	Bridge B output 2

Figure 2. EVAL6228QR schematic

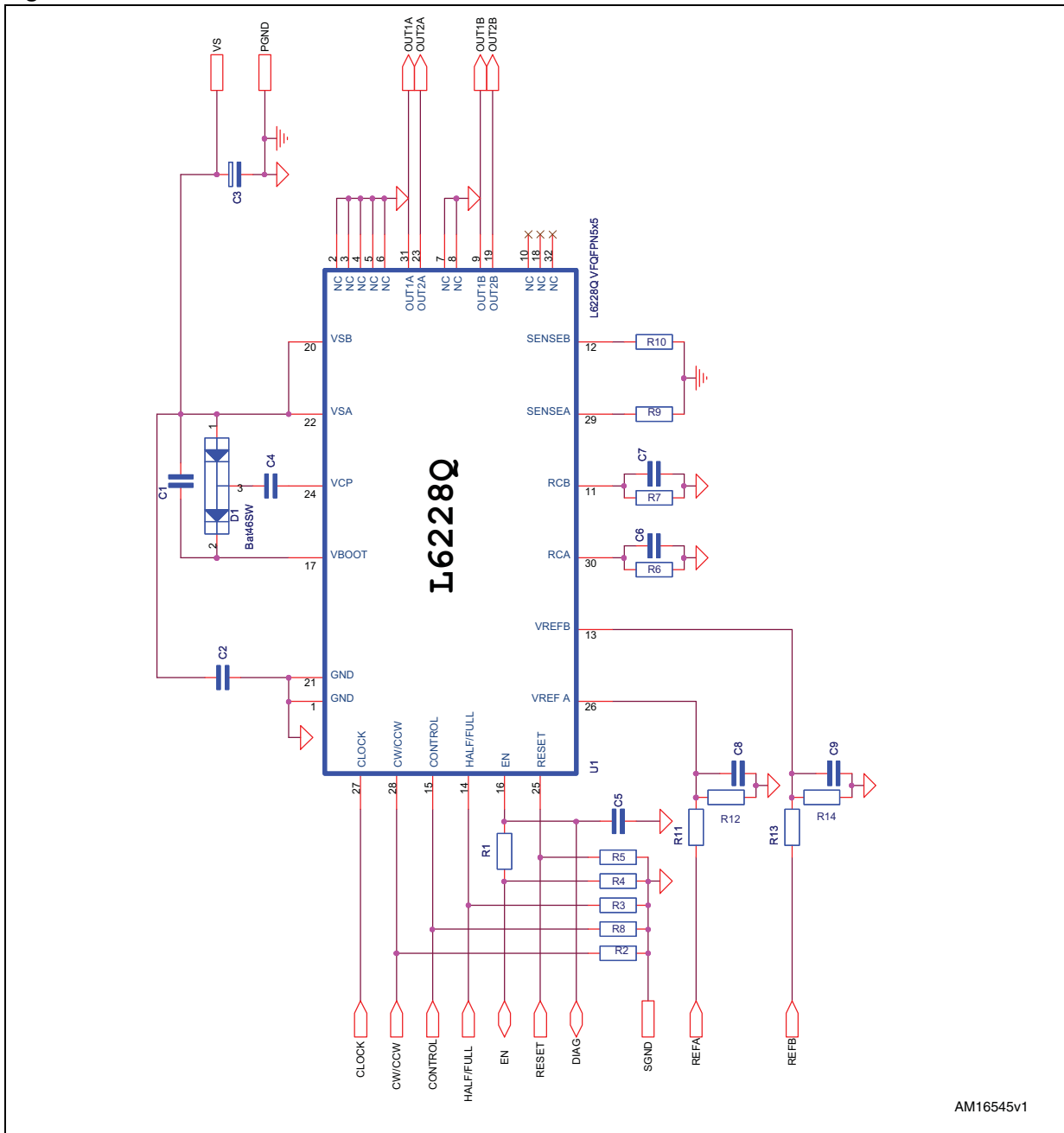


Table 3. EVAL6228QR part list

Part reference	Part value	Part description
C1	220 nF / 25 V	Capacitor
C2	220 nF / 63 V	Capacitor
C3	100 µF / 63 V	Capacitor
C4	10 nF / 25 V	Capacitor
C5	5.6 nF	Capacitor
C6, C7	820 pF	Capacitor
C8, C9	220 nF	Capacitor
D1	BAT46SW	Diode
R1, R2, R3, R4, R5, R8	100 kΩ 5% 0.25 W	Resistor
R6, R7	100 kΩ 1% 0.25 W	Resistor
R9, R10	0.4 Ω 1 W	Resistor
R11, R13	20 kΩ 1% 0.25 W	Resistor
R12, R14	2 kΩ 1% 0.25 W	Resistor
U1	L6228Q	Stepper motor driver in VFQFPN5x5

Figure 3. Component placement

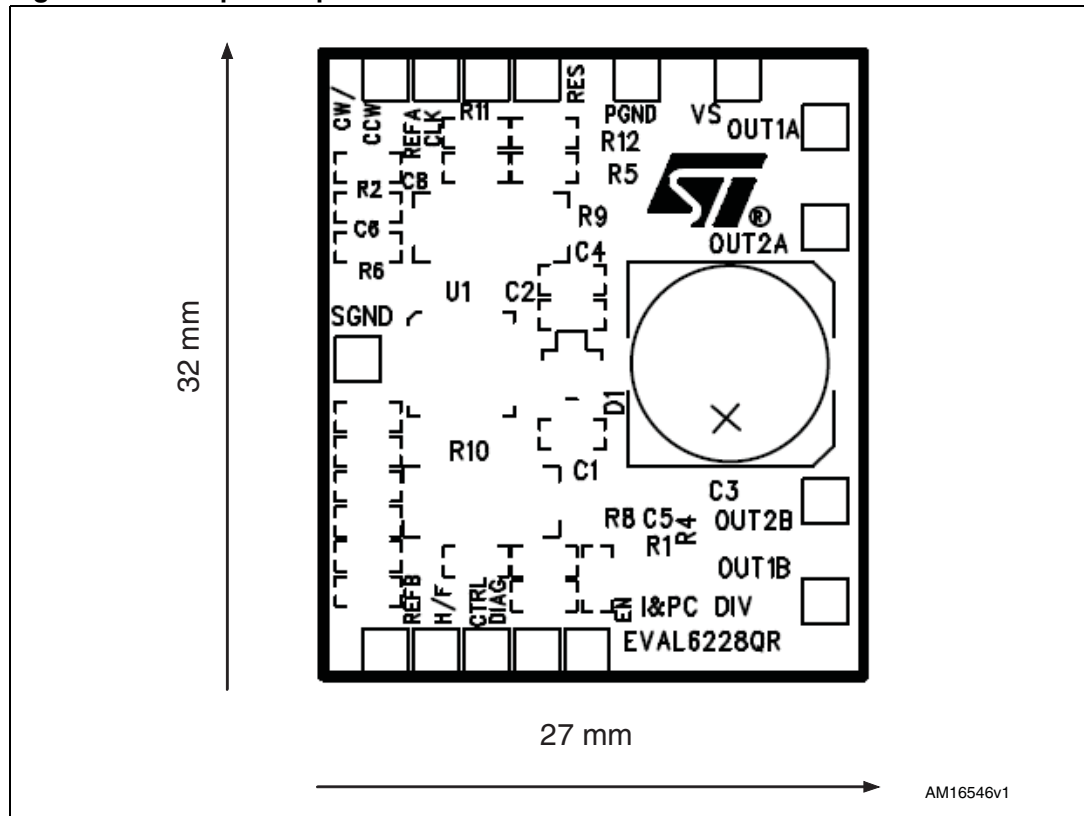


Figure 4. Top layer layout

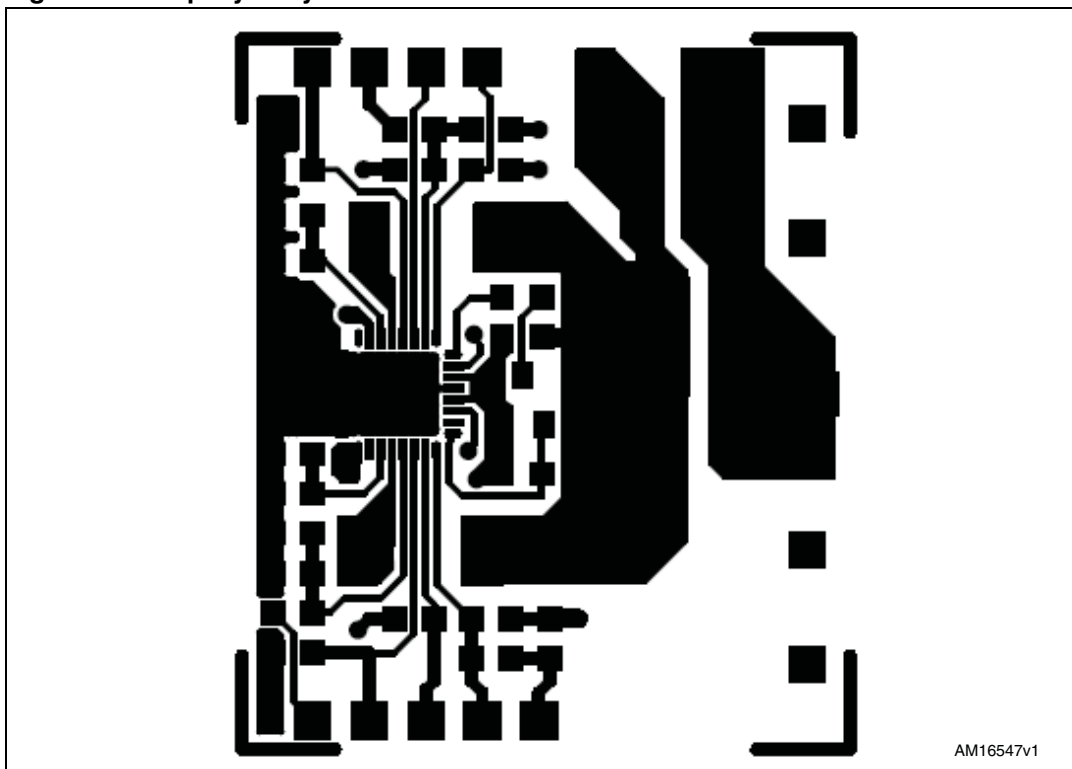
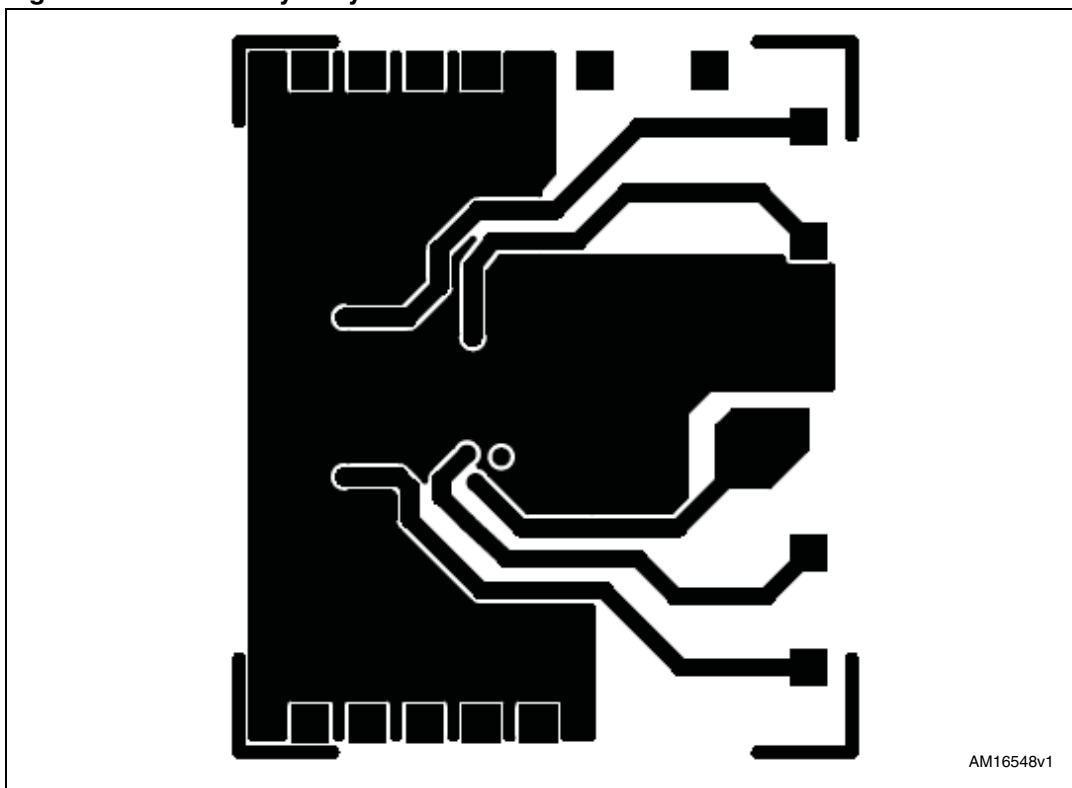


Figure 5. Bottom layer layout



2 Revision history

Table 4. Document revision history

Date	Revision	Changes
10-Jan-2013	1	Initial release.

Please Read Carefully:

Information in this document is provided solely in connection with ST products. STMicroelectronics NV and its subsidiaries ("ST") reserve the right to make changes, corrections, modifications or improvements, to this document, and the products and services described herein at any time, without notice.

All ST products are sold pursuant to ST's terms and conditions of sale.

Purchasers are solely responsible for the choice, selection and use of the ST products and services described herein, and ST assumes no liability whatsoever relating to the choice, selection or use of the ST products and services described herein.

No license, express or implied, by estoppel or otherwise, to any intellectual property rights is granted under this document. If any part of this document refers to any third party products or services it shall not be deemed a license grant by ST for the use of such third party products or services, or any intellectual property contained therein or considered as a warranty covering the use in any manner whatsoever of such third party products or services or any intellectual property contained therein.

UNLESS OTHERWISE SET FORTH IN ST'S TERMS AND CONDITIONS OF SALE ST DISCLAIMS ANY EXPRESS OR IMPLIED WARRANTY WITH RESPECT TO THE USE AND/OR SALE OF ST PRODUCTS INCLUDING WITHOUT LIMITATION IMPLIED WARRANTIES OF MERCHANTABILITY, FITNESS FOR A PARTICULAR PURPOSE (AND THEIR EQUIVALENTS UNDER THE LAWS OF ANY JURISDICTION), OR INFRINGEMENT OF ANY PATENT, COPYRIGHT OR OTHER INTELLECTUAL PROPERTY RIGHT.

UNLESS EXPRESSLY APPROVED IN WRITING BY TWO AUTHORIZED ST REPRESENTATIVES, ST PRODUCTS ARE NOT RECOMMENDED, AUTHORIZED OR WARRANTED FOR USE IN MILITARY, AIR CRAFT, SPACE, LIFE SAVING, OR LIFE SUSTAINING APPLICATIONS, NOR IN PRODUCTS OR SYSTEMS WHERE FAILURE OR MALFUNCTION MAY RESULT IN PERSONAL INJURY, DEATH, OR SEVERE PROPERTY OR ENVIRONMENTAL DAMAGE. ST PRODUCTS WHICH ARE NOT SPECIFIED AS "AUTOMOTIVE GRADE" MAY ONLY BE USED IN AUTOMOTIVE APPLICATIONS AT USER'S OWN RISK.

Resale of ST products with provisions different from the statements and/or technical features set forth in this document shall immediately void any warranty granted by ST for the ST product or service described herein and shall not create or extend in any manner whatsoever, any liability of ST.

ST and the ST logo are trademarks or registered trademarks of ST in various countries.

Information in this document supersedes and replaces all information previously supplied.

The ST logo is a registered trademark of STMicroelectronics. All other names are the property of their respective owners.

© 2013 STMicroelectronics - All rights reserved

STMicroelectronics group of companies

Australia - Belgium - Brazil - Canada - China - Czech Republic - Finland - France - Germany - Hong Kong - India - Israel - Italy - Japan - Malaysia - Malta - Morocco - Philippines - Singapore - Spain - Sweden - Switzerland - United Kingdom - United States of America

www.st.com

Mouser Electronics

Authorized Distributor

Click to View Pricing, Inventory, Delivery & Lifecycle Information:

[STMicroelectronics:](#)

[EVAL6228QR](#)