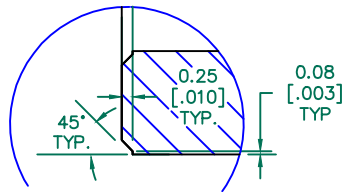


SEE DETAIL "A" SECTION A-A

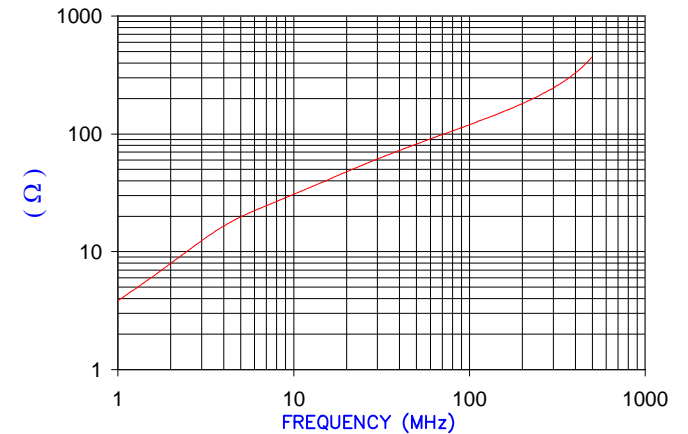


DETAIL "A"
CHAMFER
SCALE=6:1

UNCONTROLLED DOCUMENT

IMPEDANCE (Z)			
Frequency	25 MHz	100 MHz	300 MHz
Nominal (REF)	54 Ω	118 Ω	230 Ω
Minimum	- Ω	94 Ω	- Ω

Z vs. FREQUENCY
(REF. ONLY)



AGILENT E4991A Impedance/Material Analyzer
HP 16092A-Test Fixture

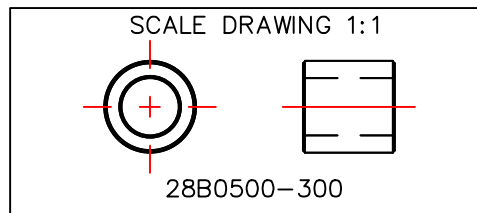
FERRITE CORE DIMENSIONS (SPEC): mm [in]

A	12.70 [.500]	+ 0.25 [.010]
B	7.92 [.312]	+ 0.15 [.006]
C	12.70 [.500]	+ 0.25 [.010]

WEIGHT/1000 4.83 kgs [10.65 Lbs]

NOTES: UNLESS OTHERWISE SPECIFIED

1. COSMETIC SPECIFICATION REFER TO WI-QA-038.



DIMENSIONS ARE IN mm [INCHES].				This print is the property of Laird Tech. and is loaned in confidence subject to return upon request and with the understanding that no copies shall be made without the written consent of Laird Tech. All rights to design or invention are reserved.		Laird			
G	UPDATE THE LOGO	05/13/15	QIU	PROJECT/PART NUMBER: 28B0500-300		REV	G	PART TYPE: FERRITE CORE	DRAWN BY: BAC
F	UPDATE COMPANY LOGO	06/11/10	JUN						
E	UPDATE COMPANY LOGO	04/19/07	TMB						
D	CHANGE PRINT FORMAT CHANGE Z SPECS REMOVE NOTE 1	05/19/03	TMB						
C	UPDATE PRINT FORMAT & PART PROFILE REVISE IMPEDANCE VALUES PER ENGR	06/03/02	TMB						
B	UPDATE Z SPECS	05/17/96	BAC	DATE:	04/24/96	SCALE:	3:1	MATERIAL:	FERRITE
A	ORIGINAL DRAFT	04/24/96	BAC	CAD #	28B0500-300-G	TOOL #	B0500		
REV	DESCRIPTION	DATE	INT						

Mouser Electronics

Authorized Distributor

Click to View Pricing, Inventory, Delivery & Lifecycle Information:

[Laird:](#)

[28B0500-300](#)